

**Office of the Treasurer & Tax Collector  
City and County of San Francisco**



**José Cisneros, Treasurer**

Tajel Shah, Chief Assistant Treasurer  
Robert L. Shaw, CFA, Chief Investment Officer

Investment Report for the month of September 2019

October 15, 2019

**The Honorable London N. Breed  
Mayor of San Francisco  
City Hall, Room 200  
1 Dr. Carlton B. Goodlett Place  
San Francisco, CA 94102-4638**

**The Honorable Board of Supervisors  
City and County of San Francisco  
City Hall, Room 244  
1 Dr. Carlton B. Goodlett Place  
San Francisco, CA 94102-4638**

Colleagues,

In accordance with the provisions of California State Government Code, Section 53646, we forward this report detailing the City's pooled fund portfolio as of September 30, 2019. These investments provide sufficient liquidity to meet expenditure requirements for the next six months and are in compliance with our statement of investment policy and California Code.

This correspondence and its attachments show the investment activity for the month of September 2019 for the portfolios under the Treasurer's management. All pricing and valuation data is obtained from Interactive Data Corporation.

**CCSF Pooled Fund Investment Earnings Statistics \***

<i>(in \$ million)</i>	<b>Current Month</b>		<b>Prior Month</b>	
	<b>Fiscal YTD</b>	<b>September 2019</b>	<b>Fiscal YTD</b>	<b>August 2019</b>
Average Daily Balance	\$ 10,793	\$ 11,047	\$ 10,671	\$ 10,639
Net Earnings	63.44	20.87	42.56	20.96
Earned Income Yield	2.33%	2.30%	2.35%	2.32%

**CCSF Pooled Fund Statistics \***

<i>(in \$ million)</i>	<b>% of Portfolio</b>	<b>Book Value</b>	<b>Market Value</b>	<b>Wtd. Avg. Coupon</b>	<b>Wtd. Avg. YTM</b>	<b>WAM</b>
<b>Investment Type</b>						
U.S. Treasuries	8.71%	\$ 968.4	\$ 975.1	1.27%	2.14%	322
Federal Agencies	48.74%	5,440.7	5,458.8	2.05%	2.16%	556
State & Local Government						
Agency Obligations	0.80%	90.5	89.2	2.49%	2.21%	439
Public Time Deposits	0.31%	35.0	35.0	2.20%	2.20%	103
Negotiable CDs	23.25%	2,600.0	2,603.9	2.54%	2.54%	125
Commercial Paper	6.62%	738.2	741.0	0.00%	2.19%	97
Medium Term Notes	0.31%	34.5	34.7	2.24%	2.47%	136
Money Market Funds	6.29%	704.7	704.7	2.04%	2.04%	1
Supranationals	4.98%	553.1	558.2	1.44%	2.24%	366
<b>Totals</b>	<b>100.0%</b>	<b>\$ 11,165.1</b>	<b>\$ 11,200.6</b>	<b>1.95%</b>	<b>2.25%</b>	<b>357</b>

In the remainder of this report, we provide additional information and analytics at the security-level and portfolio-level, as recommended by the California Debt and Investment Advisory Commission.

Very truly yours,

**José Cisneros  
Treasurer**

cc: Treasury Oversight Committee: Aimee Brown, Kevin Kone, Eric Sandler, Meghan Wallace  
Ben Rosenfield - Controller, Office of the Controller  
Tonia Lediju, Ph.D. - Chief Audit Executive, Office of the Controller  
Mayor's Office of Public Policy and Finance  
San Francisco County Transportation Authority  
San Francisco Public Library  
San Francisco Health Service System

# Portfolio Summary

## Pooled Fund

As of September 30, 2019

<i>(in \$ million)</i>							
<b>Security Type</b>	<b>Par Value</b>	<b>Book Value</b>	<b>Market Value</b>	<b>Market/Book Price</b>	<b>Current % Allocation</b>	<b>Max. Policy Allocation</b>	<b>Compliant?</b>
U.S. Treasuries	\$ 975.0	\$ 968.4	\$ 975.1	100.69	8.71%	100%	Yes
Federal Agencies	5,443.3	5,440.7	5,458.8	100.33	48.74%	100%	Yes
State & Local Government							
Agency Obligations	89.2	90.5	89.2	98.55	0.80%	20%	Yes
Public Time Deposits	35.0	35.0	35.0	100.00	0.31%	100%	Yes
Negotiable CDs	2,600.0	2,600.0	2,603.9	100.15	23.25%	30%	Yes
Bankers Acceptances	-	-	-	-	0.00%	40%	Yes
Commercial Paper	745.0	738.2	741.0	100.37	6.62%	25%	Yes
Medium Term Notes	34.7	34.5	34.7	100.57	0.31%	25%	Yes
Repurchase Agreements	-	-	-	-	0.00%	10%	Yes
Reverse Repurchase/ Securities Lending Agreements	-	-	-	-	0.00%	\$75mm	Yes
Money Market Funds - Government	704.7	704.7	704.7	100.00	6.29%	20%	Yes
LAIF	-	-	-	-	0.00%	\$50mm	Yes
Supranationals	556.4	553.1	558.2	100.93	4.98%	30%	Yes
<b>TOTAL</b>	<b>\$ 11,183.3</b>	<b>\$ 11,165.1</b>	<b>\$ 11,200.6</b>	<b>100.32</b>	<b>100.00%</b>	<b>-</b>	<b>Yes</b>

The City and County of San Francisco uses the following methodology to determine compliance: Compliance is pre-trade and calculated on both a par and market value basis, using the result with the lowest percentage of the overall portfolio value. Cash balances are included in the City's compliance calculations.

Please note the information in this report does not include cash balances. Due to fluctuations in the market value of the securities held in the Pooled Fund and changes in the City's cash position, the allocation limits may be exceeded on a post-trade compliance basis. In these instances, no compliance violation has occurred, as the policy limits were not exceeded prior to trade execution. The full Investment Policy can be found at <https://sftreasurer.org/investments>

Totals may not add due to rounding.

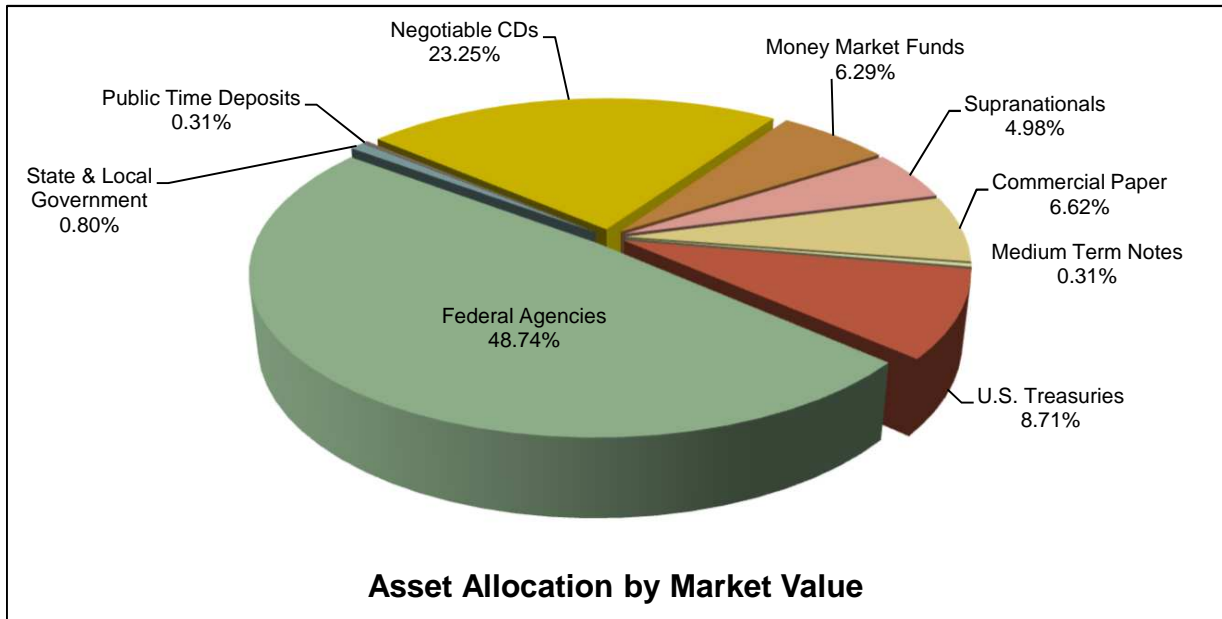
# City and County of San Francisco

## Pooled Fund Portfolio Statistics

For the month ended September 30, 2019

Average Daily Balance	\$11,046,803,099
Net Earnings	\$20,871,909
Earned Income Yield	2.30%
Weighted Average Maturity	357 days

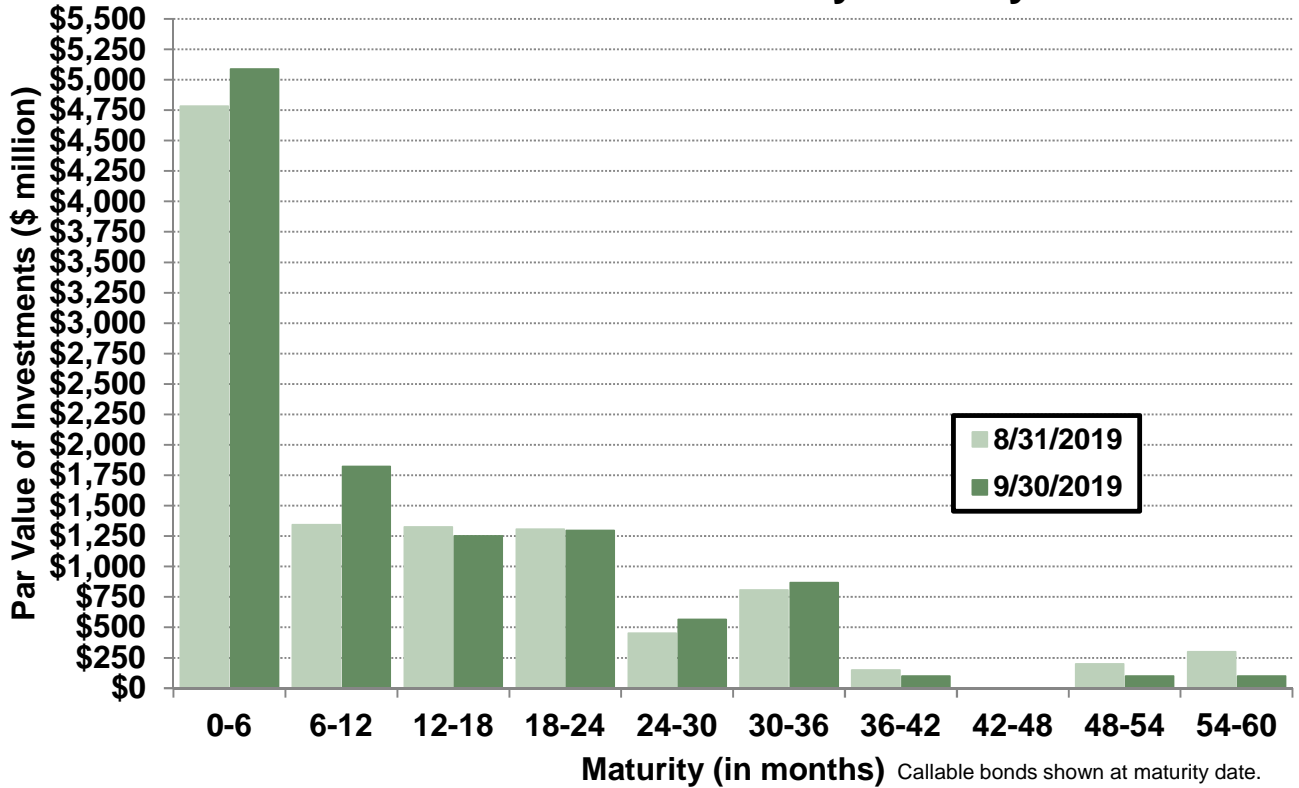
Investment Type	(\$ million)	Par Value	Book Value	Market Value
U.S. Treasuries	\$	975.0	\$ 968.4	\$ 975.1
Federal Agencies		5,443.3	5,440.7	5,458.8
State & Local Government				
Agency Obligations		89.2	90.5	89.2
Public Time Deposits		35.0	35.0	35.0
Negotiable CDs		2,600.0	2,600.0	2,603.9
Commercial Paper		745.0	738.2	741.0
Medium Term Notes		34.7	34.5	34.7
Money Market Funds		704.7	704.7	704.7
Supranationals		556.4	553.1	558.2
<b>Total</b>		<b>\$ 11,183.3</b>	<b>\$ 11,165.1</b>	<b>\$ 11,200.6</b>



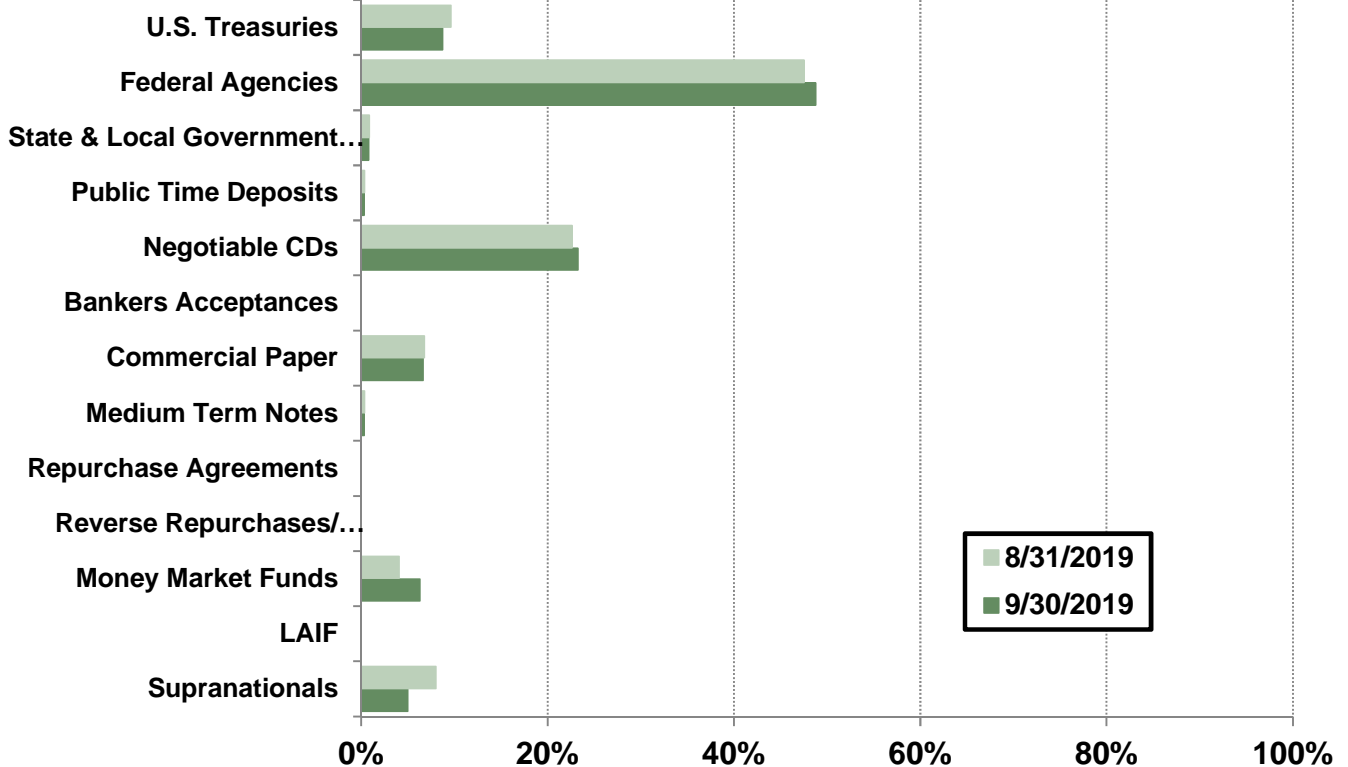
# Portfolio Analysis

## Pooled Fund

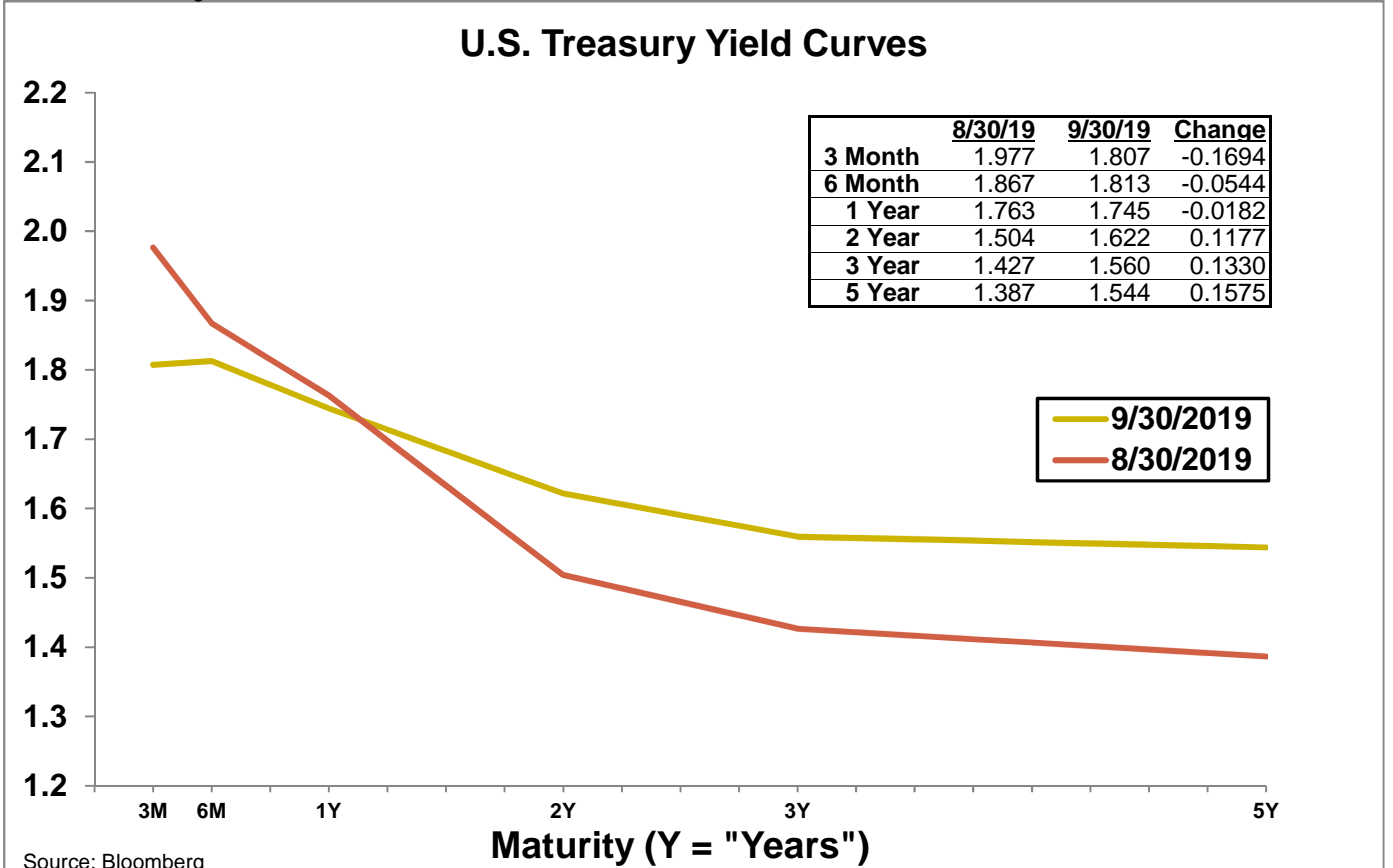
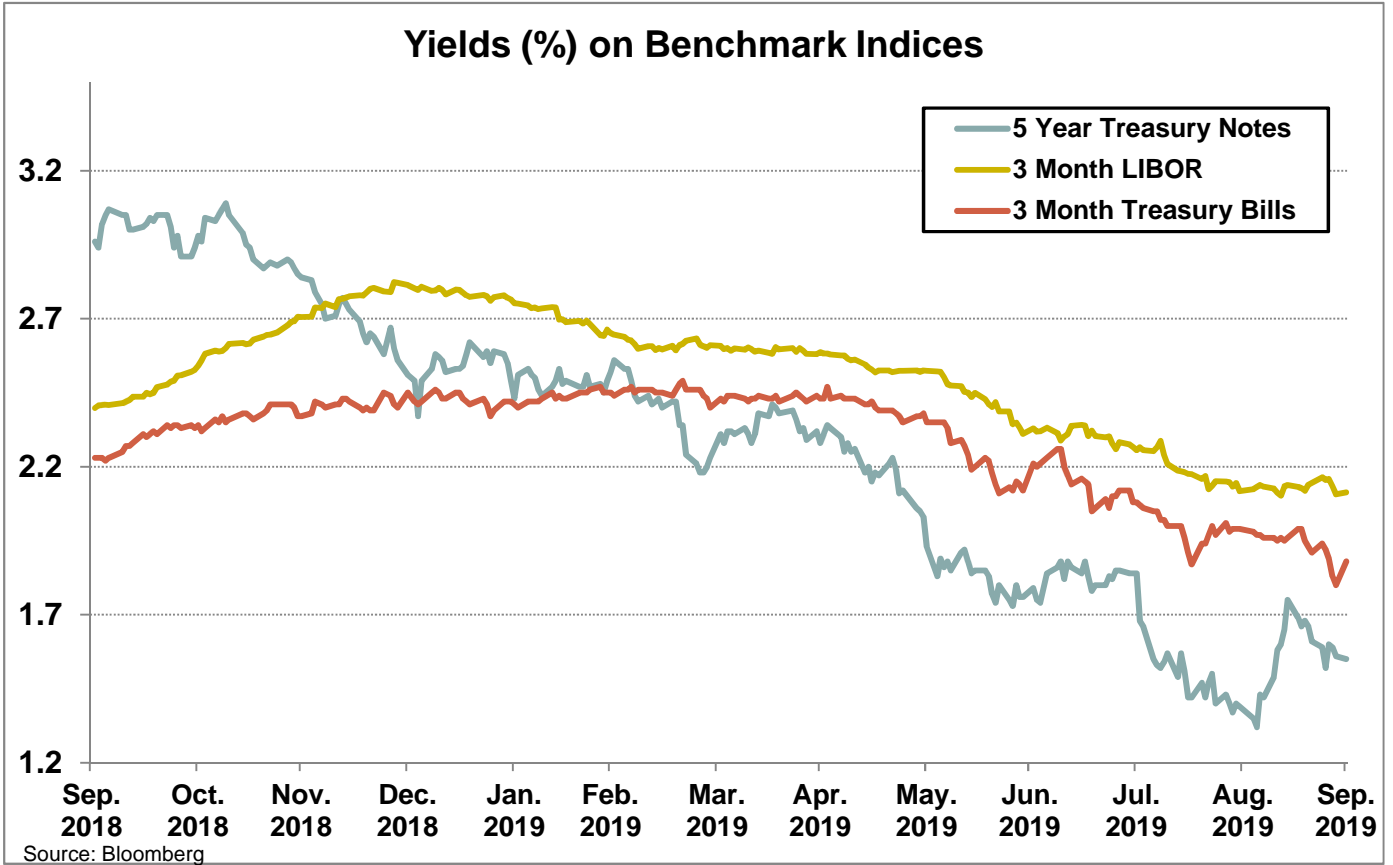
### Par Value of Investments by Maturity



### Asset Allocation by Market Value



# Yield Curves



# Investment Inventory

## Pooled Fund

As of September 30, 2019

Type of Investment	CUSIP	Issuer Name	Maturity		Coupon	Par Value	Book Value	Amortized	
			Settle Date	Date				Book Value	Market Value
U.S. Treasuries	912796VY2	TREASURY BILL	8/13/2019	10/8/2019	0.00	\$ 440,000	\$ 438,597	\$ 439,825	\$ 439,850
U.S. Treasuries	912796VY2	TREASURY BILL	8/13/2019	10/8/2019	0.00	49,560,000	49,401,959	49,540,245	49,543,150
U.S. Treasuries	912796VY2	TREASURY BILL	9/10/2019	10/8/2019	0.00	100,000,000	99,842,500	99,960,625	99,966,000
U.S. Treasuries	912796VZ9	TREASURY BILL	8/28/2019	10/15/2019	0.00	50,000,000	49,867,000	49,961,208	49,967,000
U.S. Treasuries	912828T59	US TREASURY	5/18/2018	10/15/2019	1.00	25,000,000	24,492,188	24,986,195	24,989,500
U.S. Treasuries	912828T59	US TREASURY	8/15/2018	10/15/2019	1.00	50,000,000	49,134,766	49,971,565	49,979,000
U.S. Treasuries	912796ST7	TREASURY BILL	8/22/2019	11/21/2019	0.00	50,000,000	49,759,861	49,865,417	49,873,000
U.S. Treasuries	9128283N8	US TREASURY	1/16/2018	12/31/2019	1.88	50,000,000	49,871,094	49,983,571	49,994,000
U.S. Treasuries	912828XU9	US TREASURY	6/20/2017	6/15/2020	1.50	50,000,000	49,982,422	49,995,843	49,871,000
U.S. Treasuries	912828XU9	US TREASURY	4/3/2019	6/15/2020	1.50	50,000,000	49,478,516	49,693,524	49,871,000
U.S. Treasuries	912828XU9	US TREASURY	12/20/2018	6/15/2020	1.50	100,000,000	98,312,500	99,198,204	99,742,000
U.S. Treasuries	912828XY1	US TREASURY	4/3/2019	6/30/2020	2.50	50,000,000	50,070,313	50,042,280	50,232,500
U.S. Treasuries	9128283Q1	US TREASURY	3/4/2019	1/15/2021	2.00	50,000,000	49,486,328	49,645,017	50,133,000
U.S. Treasuries	912828C57	US TREASURY	4/15/2019	3/31/2021	2.25	50,000,000	49,863,281	49,895,551	50,367,000
U.S. Treasuries	9128284G2	US TREASURY	4/9/2019	4/15/2021	2.38	50,000,000	50,013,672	50,010,426	50,474,500
U.S. Treasuries	912828S27	US TREASURY	8/15/2017	6/30/2021	1.13	25,000,000	24,519,531	24,783,365	24,752,000
U.S. Treasuries	912828T67	US TREASURY	11/10/2016	10/31/2021	1.25	50,000,000	49,574,219	49,821,575	49,594,000
U.S. Treasuries	912828U65	US TREASURY	12/13/2016	11/30/2021	1.75	100,000,000	99,312,500	99,700,048	100,223,000
U.S. Treasuries	912828XW5	US TREASURY	8/15/2017	6/30/2022	1.75	25,000,000	24,977,539	24,987,344	25,109,500
<b>Subtotals</b>					<b>1.27</b>	<b>\$ 975,000,000</b>	<b>\$ 968,398,784</b>	<b>\$ 972,481,829</b>	<b>\$ 975,121,000</b>
Federal Agencies	3132X0KH3	FARMER MAC	10/6/2016	10/1/2019	2.33	\$ 50,000,000	\$ 50,000,000	\$ 50,000,000	\$ 50,000,000
Federal Agencies	313384ML0	FED HOME LN DISCOUNT NT	9/17/2019	10/2/2019	0.00	50,000,000	49,957,500	49,997,167	49,997,500
Federal Agencies	313384ML0	FED HOME LN DISCOUNT NT	9/17/2019	10/2/2019	0.00	50,000,000	49,957,500	49,997,167	49,997,500
Federal Agencies	313384MS5	FED HOME LN DISCOUNT NT	9/9/2019	10/8/2019	0.00	100,000,000	99,838,083	99,960,917	99,963,000
Federal Agencies	3133EJF79	FEDERAL FARM CREDIT BANK	10/10/2018	10/10/2019	2.65	36,000,000	35,987,760	35,999,698	36,007,200
Federal Agencies	3133EGXK6	FEDERAL FARM CREDIT BANK	12/1/2017	10/11/2019	1.12	20,000,000	19,732,000	19,996,053	19,996,000
Federal Agencies	3134G8TG4	FREDDIE MAC	4/11/2016	10/11/2019	1.50	15,000,000	15,000,000	15,000,000	14,997,150
Federal Agencies	3130ACM92	FEDERAL HOME LOAN BANK	10/13/2017	10/21/2019	1.50	21,500,000	21,461,945	21,498,969	21,495,915
Federal Agencies	3136G0T68	FANNIE MAE	8/28/2017	10/24/2019	1.33	14,000,000	13,968,220	13,999,071	13,993,980
Federal Agencies	3134GBHT2	FREDDIE MAC	9/12/2017	10/25/2019	1.63	50,000,000	50,024,500	50,000,761	49,991,000
Federal Agencies	3136G4FJ7	FANNIE MAE	10/25/2016	10/25/2019	1.20	25,000,000	25,000,000	25,000,000	24,987,500
Federal Agencies	3136G4EZ2	FANNIE MAE	10/28/2016	10/30/2019	1.13	50,000,000	49,950,000	49,998,678	49,966,500
Federal Agencies	3134GAVL5	FREDDIE MAC	11/4/2016	11/4/2019	1.17	100,000,000	100,000,000	100,000,000	99,925,000
Federal Agencies	3133EJRU5	FEDERAL FARM CREDIT BANK	6/14/2018	11/14/2019	2.45	50,000,000	49,987,500	49,998,938	50,036,000
Federal Agencies	3136G3LV5	FANNIE MAE	5/26/2016	11/26/2019	1.35	8,950,000	8,950,000	8,950,000	8,942,214
Federal Agencies	3133EGN43	FEDERAL FARM CREDIT BANK	12/2/2016	12/2/2019	2.26	50,000,000	50,000,000	50,000,000	50,021,500
Federal Agencies	3130A0JR2	FEDERAL HOME LOAN BANK	12/15/2017	12/13/2019	2.38	11,360,000	11,464,888	11,370,518	11,370,224
Federal Agencies	3130A0JR2	FEDERAL HOME LOAN BANK	12/12/2017	12/13/2019	2.38	20,000,000	20,186,124	20,018,587	20,018,000
Federal Agencies	3130A0JR2	FEDERAL HOME LOAN BANK	12/15/2017	12/13/2019	2.38	40,000,000	40,369,200	40,037,021	40,036,000
Federal Agencies	3134G9VR5	FREDDIE MAC	7/6/2016	1/6/2020	2.25	25,000,000	25,000,000	25,000,000	25,001,500
Federal Agencies	3136G4KQ5	FANNIE MAE	11/17/2017	1/17/2020	1.65	1,000,000	996,070	999,463	999,360
Federal Agencies	3136G4KQ5	FANNIE MAE	11/17/2017	1/17/2020	1.65	31,295,000	31,172,011	31,278,208	31,274,971
Federal Agencies	3133EJLU1	FEDERAL FARM CREDIT BANK	4/24/2018	1/24/2020	2.42	25,000,000	24,996,500	24,999,371	25,045,250
Federal Agencies	3133EJLU1	FEDERAL FARM CREDIT BANK	4/24/2018	1/24/2020	2.42	25,000,000	24,995,700	24,999,227	25,045,250
Federal Agencies	313384SK6	FED HOME LN DISCOUNT NT	9/30/2019	1/29/2020	0.00	50,000,000	49,690,778	49,693,333	49,691,500
Federal Agencies	3130ADN32	FEDERAL HOME LOAN BANK	2/9/2018	2/11/2020	2.13	50,000,000	49,908,500	49,983,375	50,036,000
Federal Agencies	313378J77	FEDERAL HOME LOAN BANK	5/17/2017	3/13/2020	1.88	15,710,000	15,843,849	15,731,291	15,710,943
Federal Agencies	3133EHZN6	FEDERAL FARM CREDIT BANK	9/20/2017	3/20/2020	1.45	20,000,000	19,979,400	19,996,138	19,965,200

# Investment Inventory

## Pooled Fund

Type of Investment	CUSIP	Issuer Name	Maturity			Par Value	Book Value	Amortized	
			Settle Date	Date	Coupon			Book Value	Market Value
Federal Agencies	3133EJHL6	FEDERAL FARM CREDIT BANK	3/27/2018	3/27/2020	2.38	50,000,000	49,964,000	49,991,234	50,136,000
Federal Agencies	3134GBET5	FREDDIE MAC	5/22/2018	4/13/2020	1.80	10,000,000	9,839,400	9,954,744	10,000,000
Federal Agencies	3133EJG37	FEDERAL FARM CREDIT BANK	10/15/2018	4/15/2020	2.85	25,000,000	24,992,500	24,997,304	25,136,500
Federal Agencies	3136G4BL6	FANNIE MAE	10/17/2016	4/17/2020	1.25	15,000,000	15,000,000	15,000,000	14,944,350
Federal Agencies	3137EAEM7	FREDDIE MAC	4/19/2018	4/23/2020	2.50	35,000,000	34,992,300	34,997,852	35,119,350
Federal Agencies	3134GBPB2	FREDDIE MAC	5/30/2017	5/22/2020	1.70	15,750,000	15,750,000	15,750,000	15,731,730
Federal Agencies	3133EHNK5	FEDERAL FARM CREDIT BANK	6/15/2017	6/15/2020	1.54	25,000,000	24,997,500	24,999,412	24,951,500
Federal Agencies	3133EHNK5	FEDERAL FARM CREDIT BANK	6/15/2017	6/15/2020	1.54	26,900,000	26,894,620	26,898,734	26,847,814
Federal Agencies	3134GBST0	FREDDIE MAC	6/22/2017	6/22/2020	1.65	14,675,000	14,675,000	14,675,000	14,651,520
Federal Agencies	3134GBTX0	FREDDIE MAC	6/29/2017	6/29/2020	1.75	50,000,000	49,990,000	49,997,518	49,913,500
Federal Agencies	3136G3TG0	FANNIE MAE	6/30/2016	6/30/2020	1.75	15,000,000	15,000,000	15,000,000	14,994,150
Federal Agencies	3134GB5M0	FREDDIE MAC	12/1/2017	7/1/2020	1.96	50,000,000	50,000,000	50,000,000	50,000,500
Federal Agencies	3133EHQB2	FEDERAL FARM CREDIT BANK	7/6/2017	7/6/2020	1.55	25,000,000	24,989,961	24,997,444	24,950,000
Federal Agencies	3130ABNV4	FEDERAL HOME LOAN BANK	7/13/2017	7/13/2020	1.75	50,000,000	50,000,000	50,000,000	49,920,000
Federal Agencies	3134GBXV9	FREDDIE MAC	7/13/2017	7/13/2020	1.85	50,000,000	50,000,000	50,000,000	49,976,500
Federal Agencies	3135G0T60	FANNIE MAE	8/1/2017	7/30/2020	1.50	50,000,000	49,848,500	49,958,040	49,864,000
Federal Agencies	3130ABZE9	FEDERAL HOME LOAN BANK	8/28/2017	8/28/2020	1.65	6,700,000	6,699,330	6,699,797	6,689,883
Federal Agencies	3130ABZN9	FEDERAL HOME LOAN BANK	8/28/2017	8/28/2020	1.80	25,000,000	25,000,000	25,000,000	24,986,000
Federal Agencies	3130ABZN9	FEDERAL HOME LOAN BANK	8/28/2017	8/28/2020	1.80	50,000,000	50,000,000	50,000,000	49,972,000
Federal Agencies	3130AH2K8	FEDERAL HOME LOAN BANK	9/10/2019	9/10/2020	2.05	50,000,000	50,000,000	50,000,000	50,001,000
Federal Agencies	3130AH2K8	FEDERAL HOME LOAN BANK	9/10/2019	9/10/2020	2.05	50,000,000	50,000,000	50,000,000	50,001,000
Federal Agencies	3130AGWJ0	FEDERAL HOME LOAN BANK	8/15/2019	9/11/2020	2.10	25,000,000	25,000,000	25,000,000	25,000,750
Federal Agencies	3130AGWJ0	FEDERAL HOME LOAN BANK	8/15/2019	9/11/2020	2.10	25,000,000	25,000,000	25,000,000	25,000,750
Federal Agencies	3130AGWJ0	FEDERAL HOME LOAN BANK	8/15/2019	9/11/2020	2.10	50,000,000	50,000,000	50,000,000	50,001,500
Federal Agencies	3130ADT93	FEDERAL HOME LOAN BANK	3/14/2018	9/14/2020	2.40	25,000,000	24,984,458	24,994,072	25,129,750
Federal Agencies	3133EJ3N7	FEDERAL FARM CREDIT BANK	12/21/2018	9/21/2020	2.77	25,000,000	24,990,750	24,994,855	25,232,250
Federal Agencies	3130ACE26	FEDERAL HOME LOAN BANK	9/8/2017	9/28/2020	1.38	18,000,000	17,942,220	17,981,206	17,917,920
Federal Agencies	3130ACE26	FEDERAL HOME LOAN BANK	9/8/2017	9/28/2020	1.38	30,000,000	29,903,700	29,968,677	29,863,200
Federal Agencies	3130ACK52	FEDERAL HOME LOAN BANK	3/12/2018	10/5/2020	1.70	25,530,000	25,035,101	25,334,784	25,494,003
Federal Agencies	3133EKR57	FEDERAL FARM CREDIT BANK	9/25/2019	10/20/2020	2.08	112,500,000	112,483,404	112,451,592	112,428,000
Federal Agencies	3132X0KR1	FARMER MAC	11/2/2016	11/2/2020	2.30	25,000,000	25,000,000	25,000,000	25,042,250
Federal Agencies	3132X0ZF1	FARMER MAC	11/13/2017	11/9/2020	1.93	12,000,000	11,970,000	11,988,874	12,001,080
Federal Agencies	3133EJT90	FEDERAL FARM CREDIT BANK	11/16/2018	11/16/2020	2.95	50,000,000	49,947,835	49,970,599	50,610,000
Federal Agencies	3137EAEK1	FREDDIE MAC	11/15/2017	11/17/2020	1.88	50,000,000	49,952,000	49,981,945	50,051,500
Federal Agencies	3134GBX56	FREDDIE MAC	11/24/2017	11/24/2020	2.25	60,000,000	60,223,200	60,085,533	60,297,600
Federal Agencies	3134GBLR1	FREDDIE MAC	5/25/2017	11/25/2020	1.75	24,715,000	24,712,529	24,714,187	24,697,947
Federal Agencies	3133EHW58	FEDERAL FARM CREDIT BANK	11/27/2017	11/27/2020	1.90	25,000,000	24,992,629	24,997,155	25,015,500
Federal Agencies	3133EHW58	FEDERAL FARM CREDIT BANK	11/27/2017	11/27/2020	1.90	25,000,000	24,992,629	24,997,155	25,015,500
Federal Agencies	3130A3UQ5	FEDERAL HOME LOAN BANK	12/13/2017	12/11/2020	1.88	10,000,000	9,957,600	9,983,063	10,004,200
Federal Agencies	3132XOZY0	FARMER MAC	12/15/2017	12/15/2020	2.05	12,750,000	12,741,458	12,746,563	12,780,600
Federal Agencies	3133EGX75	FEDERAL FARM CREDIT BANK	12/21/2016	12/21/2020	2.24	50,000,000	50,000,000	50,000,000	50,043,500
Federal Agencies	3133EFTX5	FEDERAL FARM CREDIT BANK	12/24/2015	12/24/2020	2.37	100,000,000	100,000,000	100,000,000	100,256,000
Federal Agencies	3133EJ4Q9	FEDERAL FARM CREDIT BANK	1/11/2019	1/11/2021	2.55	100,000,000	99,934,000	99,957,746	100,902,000
Federal Agencies	3130AC2K9	FEDERAL HOME LOAN BANK	9/20/2017	2/10/2021	1.87	50,200,000	50,189,960	50,195,965	50,110,644
Federal Agencies	3133EJCE7	FEDERAL FARM CREDIT BANK	4/16/2018	2/12/2021	2.35	50,000,000	49,673,710	49,842,067	50,353,500
Federal Agencies	3137EAE9	FREDDIE MAC	2/16/2018	2/16/2021	2.38	22,000,000	21,941,920	21,973,292	22,177,980
Federal Agencies	3130AGZE8	FEDERAL HOME LOAN BANK	8/30/2019	2/26/2021	2.05	25,000,000	25,000,000	25,000,000	24,943,250
Federal Agencies	3130AGZE8	FEDERAL HOME LOAN BANK	8/30/2019	2/26/2021	2.05	25,000,000	25,000,000	25,000,000	24,943,250
Federal Agencies	3130AGZE8	FEDERAL HOME LOAN BANK	8/30/2019	2/26/2021	2.05	25,000,000	25,000,000	25,000,000	24,943,250
Federal Agencies	3130AGZE8	FEDERAL HOME LOAN BANK	8/30/2019	2/26/2021	2.05	25,000,000	25,000,000	25,000,000	24,943,250



# Investment Inventory

## Pooled Fund

Type of Investment	CUSIP	Issuer Name	Settle Date	Maturity		Par Value	Book Value	Amortized	
				Date	Coupon			Book Value	Market Value
Federal Agencies	3134GBD58	FREDDIE MAC	8/30/2017	2/26/2021	1.80	5,570,000	5,569,443	5,569,776	5,567,271
Federal Agencies	3133EKCS3	FEDERAL FARM CREDIT BANK	3/11/2019	3/11/2021	2.55	50,000,000	49,975,000	49,981,977	50,522,500
Federal Agencies	3133EKCS3	FEDERAL FARM CREDIT BANK	3/11/2019	3/11/2021	2.55	50,000,000	49,975,000	49,981,977	50,522,500
Federal Agencies	3130AAYP7	FEDERAL HOME LOAN BANK	8/11/2017	3/22/2021	2.20	8,585,000	8,593,327	8,588,397	8,585,000
Federal Agencies	3132X0Q53	FARMER MAC	3/29/2018	3/29/2021	2.60	6,350,000	6,343,079	6,346,558	6,421,374
Federal Agencies	3132X0Q53	FARMER MAC	3/29/2018	3/29/2021	2.60	20,450,000	20,427,710	20,438,916	20,679,858
Federal Agencies	3133EKFP6	FEDERAL FARM CREDIT BANK	4/5/2019	4/5/2021	2.23	25,000,000	24,916,500	24,936,947	25,157,250
Federal Agencies	3133EKFP6	FEDERAL FARM CREDIT BANK	4/5/2019	4/5/2021	2.23	25,000,000	24,917,500	24,937,702	25,157,250
Federal Agencies	3130AGC60	FEDERAL HOME LOAN BANK	4/23/2019	4/23/2021	2.60	25,000,000	25,000,000	25,000,000	25,009,250
Federal Agencies	3130AGC60	FEDERAL HOME LOAN BANK	4/23/2019	4/23/2021	2.60	25,000,000	25,000,000	25,000,000	25,009,250
Federal Agencies	3130AGC60	FEDERAL HOME LOAN BANK	4/23/2019	4/23/2021	2.60	25,000,000	25,000,000	25,000,000	25,009,250
Federal Agencies	3130AGC60	FEDERAL HOME LOAN BANK	4/23/2019	4/23/2021	2.60	25,000,000	25,000,000	25,000,000	25,009,250
Federal Agencies	3134GBJP8	FREDDIE MAC	11/16/2017	5/3/2021	1.89	22,000,000	21,874,600	21,942,459	22,001,320
Federal Agencies	3133EJNS4	FEDERAL FARM CREDIT BANK	5/22/2018	5/10/2021	2.70	17,700,000	17,653,095	17,674,600	17,952,402
Federal Agencies	3135G0U35	FANNIE MAE	6/25/2018	6/22/2021	2.75	25,000,000	24,994,250	24,996,686	25,443,250
Federal Agencies	3134GBJ60	FREDDIE MAC	9/29/2017	6/29/2021	1.90	50,000,000	50,000,000	50,000,000	50,009,500
Federal Agencies	3130ACQ98	FEDERAL HOME LOAN BANK	11/1/2017	7/1/2021	2.08	100,000,000	100,000,000	100,000,000	100,072,000
Federal Agencies	3134GBM25	FREDDIE MAC	10/2/2017	7/1/2021	1.92	50,000,000	50,000,000	50,000,000	50,017,000
Federal Agencies	3134GTZL0	FREDDIE MAC	7/8/2019	7/2/2021	2.31	25,000,000	25,000,000	25,000,000	25,000,000
Federal Agencies	3134GTZL0	FREDDIE MAC	7/8/2019	7/2/2021	2.31	25,000,000	25,000,000	25,000,000	25,000,000
Federal Agencies	3134GTZL0	FREDDIE MAC	7/8/2019	7/2/2021	2.31	25,000,000	25,000,000	25,000,000	25,000,000
Federal Agencies	3134GTZL0	FREDDIE MAC	7/8/2019	7/2/2021	2.31	25,000,000	25,000,000	25,000,000	25,000,000
Federal Agencies	3130AGYB5	FEDERAL HOME LOAN BANK	8/29/2019	8/27/2021	2.05	109,870,000	109,860,539	109,849,021	109,568,956
Federal Agencies	3130ACF33	FEDERAL HOME LOAN BANK	9/18/2017	9/13/2021	1.88	25,000,000	24,927,500	24,964,497	24,878,250
Federal Agencies	3134GUAE0	FREDDIE MAC	9/11/2019	9/13/2021	2.03	25,000,000	25,000,000	25,000,000	24,989,250
Federal Agencies	3134GUAE0	FREDDIE MAC	9/11/2019	9/13/2021	2.03	25,000,000	25,000,000	25,000,000	24,989,250
Federal Agencies	3134GUAE0	FREDDIE MAC	9/11/2019	9/13/2021	2.03	25,000,000	25,000,000	25,000,000	24,989,250
Federal Agencies	3134GUAE0	FREDDIE MAC	9/11/2019	9/13/2021	2.03	25,000,000	25,000,000	25,000,000	24,989,250
Federal Agencies	3134GUAX8	FREDDIE MAC	9/13/2019	9/13/2021	2.03	25,000,000	25,000,000	25,000,000	24,994,250
Federal Agencies	3134GUAX8	FREDDIE MAC	9/13/2019	9/13/2021	2.03	25,000,000	25,000,000	25,000,000	24,994,250
Federal Agencies	3134GUAX8	FREDDIE MAC	9/13/2019	9/13/2021	2.03	25,000,000	25,000,000	25,000,000	24,994,250
Federal Agencies	3134GUAX8	FREDDIE MAC	9/13/2019	9/13/2021	2.03	25,000,000	25,000,000	25,000,000	24,994,250
Federal Agencies	3130AH5D1	FEDERAL HOME LOAN BANK	9/23/2019	9/23/2021	2.05	100,000,000	100,000,000	100,000,000	100,020,000
Federal Agencies	3135G0Q89	FANNIE MAE	10/21/2016	10/7/2021	1.38	25,000,000	25,000,000	25,000,000	24,858,250
Federal Agencies	3133EJK24	FEDERAL FARM CREDIT BANK	10/19/2018	10/19/2021	3.00	25,000,000	24,980,900	24,986,947	25,628,000
Federal Agencies	3133EGZJ7	FEDERAL FARM CREDIT BANK	10/25/2016	10/25/2021	1.38	14,500,000	14,500,000	14,500,000	14,391,540
Federal Agencies	3133EGZJ7	FEDERAL FARM CREDIT BANK	10/25/2016	10/25/2021	1.38	15,000,000	15,000,000	15,000,000	14,887,800
Federal Agencies	3133EJT74	FEDERAL FARM CREDIT BANK	11/15/2018	11/15/2021	3.05	50,000,000	49,950,000	49,964,599	51,436,000
Federal Agencies	3130ACB60	FEDERAL HOME LOAN BANK	9/8/2017	12/15/2021	2.00	50,000,000	50,000,000	50,000,000	50,023,000
Federal Agencies	3133EJ3B3	FEDERAL FARM CREDIT BANK	12/17/2018	12/17/2021	2.80	25,000,000	24,974,250	24,981,016	25,578,000
Federal Agencies	3133EJ3B3	FEDERAL FARM CREDIT BANK	12/17/2018	12/17/2021	2.80	25,000,000	24,974,250	24,981,016	25,578,000
Federal Agencies	3133EJ3B3	FEDERAL FARM CREDIT BANK	12/17/2018	12/17/2021	2.80	25,000,000	24,964,250	24,973,644	25,578,000
Federal Agencies	3133EKAK2	FEDERAL FARM CREDIT BANK	2/19/2019	2/14/2022	2.53	20,700,000	20,682,612	20,686,182	21,109,653
Federal Agencies	3133EKBV7	FEDERAL FARM CREDIT BANK	3/1/2019	3/1/2022	2.55	10,000,000	9,997,186	9,997,735	10,207,600
Federal Agencies	313378WG2	FEDERAL HOME LOAN BANK	4/5/2019	3/11/2022	2.50	17,780,000	17,848,986	17,837,456	18,146,268
Federal Agencies	313378WG2	FEDERAL HOME LOAN BANK	4/5/2019	3/11/2022	2.50	40,000,000	40,158,360	40,131,893	40,824,000
Federal Agencies	3133EKDC7	FEDERAL FARM CREDIT BANK	4/8/2019	3/14/2022	2.47	26,145,000	26,226,050	26,212,730	26,648,291
Federal Agencies	3133EKDC7	FEDERAL FARM CREDIT BANK	4/8/2019	3/14/2022	2.47	45,500,000	45,634,680	45,612,548	46,375,875
Federal Agencies	3135G0T45	FANNIE MAE	6/6/2017	4/5/2022	1.88	25,000,000	25,072,250	25,037,559	25,170,250
Federal Agencies	3135G0V59	FANNIE MAE	4/12/2019	4/12/2022	2.25	25,000,000	24,918,000	24,930,869	25,399,500



# Investment Inventory

## Pooled Fund

Type of Investment	CUSIP	Issuer Name	Settle Date	Maturity		Coupon	Par Value	Book Value	Amortized	
				Date	Date				Book Value	Market Value
Federal Agencies	3135G0V59	FANNIE MAE	4/12/2019	4/12/2022	2.25	50,000,000	49,836,000	49,861,737	50,799,000	
Federal Agencies	3135G0V59	FANNIE MAE	4/12/2019	4/12/2022	2.25	50,000,000	49,836,000	49,861,737	50,799,000	
Federal Agencies	3133EKHB5	FEDERAL FARM CREDIT BANK	4/18/2019	4/18/2022	2.35	50,000,000	49,969,500	49,974,120	50,863,000	
Federal Agencies	3133EKLR5	FEDERAL FARM CREDIT BANK	5/16/2019	5/16/2022	2.25	25,000,000	24,949,250	24,955,640	25,385,750	
Federal Agencies	3133EKLR5	FEDERAL FARM CREDIT BANK	5/16/2019	5/16/2022	2.25	35,000,000	34,928,950	34,937,896	35,540,050	
Federal Agencies	3134GBQG0	FREDDIE MAC	5/25/2017	5/25/2022	2.18	50,000,000	50,000,000	50,000,000	50,032,500	
Federal Agencies	3133EHLY7	FEDERAL FARM CREDIT BANK	6/6/2017	6/2/2022	1.88	50,000,000	50,059,250	50,031,706	50,303,000	
Federal Agencies	3133EHLY7	FEDERAL FARM CREDIT BANK	6/9/2017	6/2/2022	1.88	50,000,000	49,997,500	49,998,660	50,303,000	
Federal Agencies	3134GBF72	FREDDIE MAC	9/15/2017	6/15/2022	2.01	50,000,000	50,000,000	50,000,000	50,035,000	
Federal Agencies	3134GBN73	FREDDIE MAC	10/2/2017	7/1/2022	2.07	50,000,000	50,000,000	50,000,000	50,048,000	
Federal Agencies	3134GBW99	FREDDIE MAC	11/1/2017	7/1/2022	2.24	100,000,000	100,000,000	100,000,000	100,001,000	
Federal Agencies	3134GBXU1	FREDDIE MAC	7/27/2017	7/27/2022	2.25	31,575,000	31,575,000	31,575,000	31,582,262	
Federal Agencies	3134GUAJ9	FREDDIE MAC	9/12/2019	9/12/2022	2.09	25,000,000	25,000,000	25,000,000	25,004,500	
Federal Agencies	3134GUAJ9	FREDDIE MAC	9/12/2019	9/12/2022	2.09	25,000,000	25,000,000	25,000,000	25,004,500	
Federal Agencies	3134GUAJ9	FREDDIE MAC	9/12/2019	9/12/2022	2.09	25,000,000	25,000,000	25,000,000	25,004,500	
Federal Agencies	3134GUAJ9	FREDDIE MAC	9/12/2019	9/12/2022	2.09	25,000,000	25,000,000	25,000,000	25,004,500	
Federal Agencies	3130AH4A8	FEDERAL HOME LOAN BANK	9/19/2019	9/19/2022	2.25	100,000,000	100,000,000	100,000,000	100,014,000	
Federal Agencies	3134GTEE9	FREDDIE MAC	4/24/2019	10/24/2022	2.76	25,000,000	25,000,000	25,000,000	25,010,250	
Federal Agencies	3134GTEE9	FREDDIE MAC	4/24/2019	10/24/2022	2.76	25,000,000	25,000,000	25,000,000	25,010,250	
Federal Agencies	3134GTEE9	FREDDIE MAC	4/24/2019	10/24/2022	2.76	25,000,000	25,000,000	25,000,000	25,010,250	
Federal Agencies	3134GTEE9	FREDDIE MAC	4/24/2019	10/24/2022	2.76	25,000,000	25,000,000	25,000,000	25,010,250	
Federal Agencies	3134GTHR7	FREDDIE MAC	4/23/2019	10/23/2023	2.81	25,000,000	25,000,000	25,000,000	25,011,750	
Federal Agencies	3134GTHR7	FREDDIE MAC	4/23/2019	10/23/2023	2.81	25,000,000	25,000,000	25,000,000	25,011,750	
Federal Agencies	3134GTHR7	FREDDIE MAC	4/23/2019	10/23/2023	2.81	25,000,000	25,000,000	25,000,000	25,011,750	
Federal Agencies	3134GTHR7	FREDDIE MAC	4/23/2019	10/23/2023	2.81	25,000,000	25,000,000	25,000,000	25,011,750	
Federal Agencies	3134GTMN0	FREDDIE MAC	5/20/2019	5/20/2024	2.85	25,000,000	25,000,000	25,000,000	25,024,250	
Federal Agencies	3134GTMN0	FREDDIE MAC	5/20/2019	5/20/2024	2.85	25,000,000	25,000,000	25,000,000	25,024,250	
Federal Agencies	3134GTMN0	FREDDIE MAC	5/20/2019	5/20/2024	2.85	25,000,000	25,000,000	25,000,000	25,024,250	
Federal Agencies	3134GTMN0	FREDDIE MAC	5/20/2019	5/20/2024	2.85	25,000,000	25,000,000	25,000,000	25,024,250	
<b>Subtotals</b>					<b>2.05</b>	<b>\$ 5,443,260,000</b>	<b>\$ 5,440,681,006</b>	<b>\$ 5,441,820,559</b>	<b>\$ 5,458,795,647</b>	
State/Local Agencies	6055804W6	MISSISSIPPI ST	4/23/2015	10/1/2019	6.09	\$ 8,500,000	\$ 10,217,510	\$ 8,500,000	\$ 8,500,000	
State/Local Agencies	977100CW4	WISCONSIN ST GEN FUND ANNUAL	8/16/2016	5/1/2020	1.45	18,000,000	18,000,000	18,000,000	17,962,560	
State/Local Agencies	13063DGA0	CALIFORNIA ST	4/25/2018	4/1/2021	2.80	33,000,000	33,001,320	33,000,675	33,480,150	
State/Local Agencies	13066YTY5	CALIFORNIA ST DEPT OF WTR RES	2/6/2017	5/1/2021	1.71	27,962,641	27,489,513	27,785,639	27,489,513	
State/Local Agencies	91412GF59	UNIV OF CALIFORNIA CA REVENUE	8/9/2016	5/15/2021	1.91	1,769,000	1,810,695	1,783,186	1,771,707	
<b>Subtotals</b>					<b>2.49</b>	<b>\$ 89,231,641</b>	<b>\$ 90,519,038</b>	<b>\$ 89,069,500</b>	<b>\$ 89,203,929</b>	
Public Time Deposits	PP9J6D723	SAN FRANCISCO CREDIT UNION	6/4/2019	12/4/2019	2.40	\$ 10,000,000	\$ 10,000,000	\$ 10,000,000	\$ 10,000,000	
Public Time Deposits	PPEQ338W9	BANK OF SAN FRANCISCO	6/11/2019	12/11/2019	2.24	5,000,000	5,000,000	5,000,000	5,000,000	
Public Time Deposits	PPQD3GI13	BRIDGE BANK	6/24/2019	12/23/2019	2.23	10,000,000	10,000,000	10,000,000	10,000,000	
Public Time Deposits	PP9J79QD6	BRIDGE BANK	9/26/2019	3/24/2020	1.95	10,000,000	10,000,000	10,000,000	10,000,000	
<b>Subtotals</b>					<b>2.20</b>	<b>\$ 35,000,000</b>	<b>\$ 35,000,000</b>	<b>\$ 35,000,000</b>	<b>\$ 35,000,000</b>	

# Investment Inventory

## Pooled Fund

Type of Investment	CUSIP	Issuer Name	Maturity		Coupon	Par Value	Book Value	Amortized	
			Settle Date	Date				Book Value	Market Value
Negotiable CDs	06370RV55	BANK OF MONTREAL CHICAGO	8/1/2019	10/1/2019	2.23	\$ 50,000,000	\$ 50,000,000	\$ 50,000,000	\$ 50,000,281
Negotiable CDs	65602VPZ3	NORINCHUKIN BANK NY	7/25/2019	10/25/2019	2.25	50,000,000	50,000,000	50,000,000	50,007,682
Negotiable CDs	78012UKW4	ROYAL BANK OF CANADA NY	12/7/2018	10/25/2019	3.01	50,000,000	50,000,000	50,000,000	50,032,588
Negotiable CDs	89114MPG6	TORONTO DOMINION BANK NY	12/6/2018	10/25/2019	3.06	25,000,000	25,000,000	25,000,000	25,017,143
Negotiable CDs	89114MLP0	TORONTO DOMINION BANK NY	11/9/2018	10/28/2019	3.08	50,000,000	50,000,000	50,000,000	50,038,977
Negotiable CDs	65602VQE9	NORINCHUKIN BANK NY	7/30/2019	10/30/2019	2.25	75,000,000	75,000,000	75,000,000	75,013,862
Negotiable CDs	06370RW47	BANK OF MONTREAL CHICAGO	8/1/2019	11/1/2019	2.23	50,000,000	50,000,000	50,000,000	50,008,984
Negotiable CDs	06370RNN5	BANK OF MONTREAL CHICAGO	11/6/2018	11/6/2019	3.10	50,000,000	50,000,000	50,000,000	50,052,459
Negotiable CDs	06370RX61	BANK OF MONTREAL CHICAGO	8/6/2019	11/6/2019	2.20	50,000,000	50,000,000	50,000,000	50,008,883
Negotiable CDs	65602VQS8	NORINCHUKIN BANK NY	8/9/2019	11/8/2019	2.15	100,000,000	100,000,000	100,000,000	100,013,374
Negotiable CDs	96130AAN8	WESTPAC BANKING CORP NY	11/8/2018	11/8/2019	3.10	50,000,000	50,000,000	50,000,000	50,055,308
Negotiable CDs	96130AAT5	WESTPAC BANKING CORP NY	11/14/2018	11/14/2019	3.08	50,000,000	50,000,000	50,000,000	50,062,636
Negotiable CDs	89114MME4	TORONTO DOMINION BANK NY	11/19/2018	11/19/2019	3.10	25,000,000	25,000,000	25,000,000	25,035,498
Negotiable CDs	78012UKB0	ROYAL BANK OF CANADA NY	11/26/2018	11/25/2019	3.07	50,000,000	50,000,000	50,000,000	50,077,297
Negotiable CDs	96130AAZ1	WESTPAC BANKING CORP NY	11/29/2018	11/27/2019	3.06	50,000,000	50,000,000	50,000,000	50,079,301
Negotiable CDs	65602VQL3	NORINCHUKIN BANK NY	8/1/2019	12/2/2019	2.25	50,000,000	50,000,000	50,000,000	50,019,394
Negotiable CDs	06370RPG8	BANK OF MONTREAL CHICAGO	12/3/2018	12/3/2019	3.12	50,000,000	50,000,000	50,000,000	50,092,761
Negotiable CDs	89114MPF8	TORONTO DOMINION BANK NY	12/6/2018	12/6/2019	3.10	50,000,000	50,000,000	50,000,000	50,095,318
Negotiable CDs	96130ABE7	WESTPAC BANKING CORP NY	12/7/2018	12/6/2019	3.05	50,000,000	50,000,000	50,000,000	50,090,776
Negotiable CDs	06370RQD4	BANK OF MONTREAL CHICAGO	12/6/2018	12/9/2019	3.06	50,000,000	50,000,000	50,000,000	50,095,761
Negotiable CDs	06370RQZ5	BANK OF MONTREAL CHICAGO	12/10/2018	12/11/2019	3.06	50,000,000	50,000,000	50,000,000	50,098,554
Negotiable CDs	06370R3G2	BANK OF MONTREAL CHICAGO	9/18/2019	12/17/2019	2.05	45,000,000	45,000,000	45,000,000	45,002,778
Negotiable CDs	63873NE49	NATIXIS NY BRANCH	1/11/2019	1/6/2020	3.00	50,000,000	50,000,000	50,000,000	50,126,690
Negotiable CDs	78012UNB7	ROYAL BANK OF CANADA NY	4/8/2019	1/6/2020	2.57	25,000,000	25,000,000	25,000,000	25,035,518
Negotiable CDs	78012UNC5	ROYAL BANK OF CANADA NY	4/8/2019	1/8/2020	2.57	25,000,000	25,000,000	25,000,000	25,036,239
Negotiable CDs	89114MB30	TORONTO DOMINION BANK NY	4/8/2019	1/17/2020	2.60	50,000,000	50,000,000	50,000,000	50,083,430
Negotiable CDs	65602VRW8	NORINCHUKIN BANK NY	9/24/2019	1/24/2020	2.11	50,000,000	50,000,000	50,000,000	50,014,293
Negotiable CDs	06417G6G8	BANK OF NOVA SCOTIA HOUS	4/25/2019	2/3/2020	2.57	50,000,000	50,000,000	50,000,000	50,091,615
Negotiable CDs	89114MF36	TORONTO DOMINION BANK NY	4/24/2019	2/3/2020	2.56	50,000,000	50,000,000	50,000,000	50,089,868
Negotiable CDs	06417G6H6	BANK OF NOVA SCOTIA HOUS	4/25/2019	2/5/2020	2.57	50,000,000	50,000,000	50,000,000	50,093,059
Negotiable CDs	06417G6K9	BANK OF NOVA SCOTIA HOUS	4/29/2019	2/6/2020	2.56	50,000,000	50,000,000	50,000,000	50,092,120
Negotiable CDs	96130ABW7	WESTPAC BANKING CORP NY	2/15/2019	2/14/2020	2.71	50,000,000	50,000,000	50,000,000	50,123,772
Negotiable CDs	06417G6L7	BANK OF NOVA SCOTIA HOUS	4/29/2019	2/19/2020	2.57	50,000,000	50,000,000	50,000,000	50,103,270
Negotiable CDs	06417G6V5	BANK OF NOVA SCOTIA HOUS	5/6/2019	2/21/2020	2.57	50,000,000	50,000,000	50,000,000	50,104,913
Negotiable CDs	96130ACE6	WESTPAC BANKING CORP NY	3/6/2019	2/26/2020	2.70	50,000,000	50,000,000	50,000,000	50,133,089
Negotiable CDs	06370RUV9	BANK OF MONTREAL CHICAGO	3/1/2019	3/2/2020	2.68	50,000,000	50,000,000	50,000,000	50,133,165
Negotiable CDs	06370RVN6	BANK OF MONTREAL CHICAGO	3/5/2019	3/2/2020	2.70	50,000,000	50,000,000	50,000,000	50,137,484
Negotiable CDs	06417MBS3	BANK OF NOVA SCOTIA HOUSTON	9/12/2019	3/12/2020	2.02	100,000,000	100,000,000	100,000,000	99,999,079
Negotiable CDs	89114N4B8	TORONTO DOMINION BANK NY	9/17/2019	3/16/2020	2.06	75,000,000	75,000,000	75,000,000	75,013,349
Negotiable CDs	78012JUMY8	ROYAL BANK OF CANADA NY	4/4/2019	3/25/2020	2.58	50,000,000	50,000,000	50,000,000	50,130,005
Negotiable CDs	78012UMZ5	ROYAL BANK OF CANADA NY	4/4/2019	3/30/2020	2.58	50,000,000	50,000,000	50,000,000	50,148,891
Negotiable CDs	06370RYS2	BANK OF MONTREAL CHICAGO	4/11/2019	4/13/2020	2.60	65,000,000	65,000,000	65,000,000	65,215,572
Negotiable CDs	89114N4G7	TORONTO DOMINION BANK NY	9/18/2019	4/24/2020	2.05	40,000,000	40,000,000	40,000,000	40,020,165
Negotiable CDs	06417MCD5	BANK OF NOVA SCOTIA HOUSTON	9/18/2019	4/27/2020	2.03	100,000,000	100,000,000	100,000,000	100,039,624
Negotiable CDs	78012UQY4	ROYAL BANK OF CANADA NY	9/17/2019	5/11/2020	2.02	100,000,000	100,000,000	100,000,000	100,036,005
Negotiable CDs	89114N5H4	TORONTO DOMINION BANK NY	9/25/2019	9/24/2020	2.32	100,000,000	100,000,000	100,000,000	100,404,144
Negotiable CDs	06417MCW3	BANK OF NOVA SCOTIA HOUSTON	9/27/2019	9/28/2020	2.38	50,000,000	50,000,000	50,000,000	50,246,979
Negotiable CDs	89114N5M3	TORONTO DOMINION BANK NY	9/27/2019	9/28/2020	2.38	50,000,000	50,000,000	50,000,000	50,246,979
<b>Subtotals</b>					<b>2.54</b>	<b>\$ 2,600,000,000</b>	<b>\$ 2,600,000,000</b>	<b>\$ 2,600,000,000</b>	<b>\$ 2,603,898,922</b>

# Investment Inventory

## Pooled Fund

Type of Investment	CUSIP	Issuer Name	Settle Date	Maturity		Coupon	Par Value	Book Value	Amortized	
				Date					Book Value	Market Value
Commercial Paper	62479MX32	MUFG BANK LTD NY	7/3/2019	10/3/2019	0.00	\$ 75,000,000	\$ 74,557,250	\$ 74,990,375	\$ 74,991,250	
Commercial Paper	62479MX40	MUFG BANK LTD NY	4/4/2019	10/4/2019	0.00	20,000,000	19,735,667	19,995,667	19,996,500	
Commercial Paper	62479MX73	MUFG BANK LTD NY	8/6/2019	10/7/2019	0.00	30,000,000	29,885,817	29,988,950	29,989,500	
Commercial Paper	62479MX73	MUFG BANK LTD NY	8/7/2019	10/7/2019	0.00	45,000,000	44,831,488	44,983,425	44,984,250	
Commercial Paper	62479MXG3	MUFG BANK LTD NY	7/3/2019	10/16/2019	0.00	50,000,000	49,663,125	49,951,875	49,956,250	
Commercial Paper	25214PNV1	DEXIA CREDIT LOCAL SA NY	2/5/2019	10/28/2019	0.00	50,000,000	49,035,694	49,901,750	49,921,250	
Commercial Paper	89233HY40	TOYOTA MOTOR CREDIT CORP	9/4/2019	11/4/2019	0.00	50,000,000	49,828,014	49,904,139	49,900,834	
Commercial Paper	62479MZP1	MUFG BANK LTD NY	7/26/2019	12/23/2019	0.00	60,000,000	59,447,500	59,694,283	59,708,117	
Commercial Paper	62479LAT2	MUFG BANK LTD NY	9/27/2019	1/27/2020	0.00	50,000,000	49,647,556	49,659,111	49,659,111	
Commercial Paper	62479LAX3	MUFG BANK LTD NY	8/28/2019	1/31/2020	0.00	40,000,000	39,644,667	39,722,111	39,719,400	
Commercial Paper	62479LBT1	MUFG BANK LTD NY	9/30/2019	2/27/2020	0.00	50,000,000	49,572,917	49,575,764	49,571,625	
Commercial Paper	62479LC60	MUFG BANK LTD NY	9/11/2019	3/6/2020	0.00	50,000,000	49,500,958	49,557,347	49,548,625	
Commercial Paper	89233GCH7	TOYOTA MOTOR CREDIT CORP	9/18/2019	3/17/2020	0.00	50,000,000	49,484,653	49,521,667	49,517,000	
Commercial Paper	89233GCJ3	TOYOTA MOTOR CREDIT CORPOR	9/24/2019	3/18/2020	0.00	50,000,000	49,511,111	49,530,556	49,514,125	
Commercial Paper	62479LF59	MUFG BANK LTD NY	9/24/2019	6/5/2020	0.00	25,000,000	24,638,750	24,648,667	24,667,611	
Commercial Paper	62479LFF7	MUFG BANK LTD NY	9/24/2019	6/15/2020	0.00	50,000,000	49,249,167	49,269,000	49,308,417	
<b>Subtotals</b>					<b>0.00</b>	<b>\$ 745,000,000</b>	<b>\$ 738,234,332</b>	<b>\$ 740,894,686</b>	<b>\$ 740,953,864</b>	
Medium Term Notes	742718EG0	THE PROCTER & GAMBLE CO	6/20/2018	11/1/2019	1.90	\$ 9,650,000	\$ 9,557,071	\$ 9,644,227	\$ 9,647,684	
Medium Term Notes	89236TEJ0	TOYOTA MOTOR CREDIT CORP	1/11/2018	1/10/2020	2.20	20,000,000	19,982,200	19,997,534	20,012,000	
Medium Term Notes	89236TFQ3	TOYOTA MOTOR CREDIT CORP	1/8/2019	1/8/2021	3.05	5,000,000	4,997,000	4,998,092	5,075,100	
<b>Subtotals</b>					<b>2.24</b>	<b>\$ 34,650,000</b>	<b>\$ 34,536,271</b>	<b>\$ 34,639,852</b>	<b>\$ 34,734,784</b>	
Money Market Funds	262006208	DREYFUS GOVERN CASH MGMT-I	9/30/2019	10/1/2019	2.02	\$ 80,476,899	\$ 80,476,899	\$ 80,476,899	\$ 80,476,899	
Money Market Funds	608919718	FEDERATED GOVERNMENT OBL-PI	9/30/2019	10/1/2019	2.02	222,219,332	222,219,332	222,219,332	222,219,332	
Money Market Funds	09248U718	BLACKROCK LIQ INST GOV FUND	9/30/2019	10/1/2019	2.07	10,464,589	10,464,589	10,464,589	10,464,589	
Money Market Funds	31607A703	FIDELITY INST GOV FUND	9/30/2019	10/1/2019	2.06	380,246,128	380,246,128	380,246,128	380,246,128	
Money Market Funds	61747C707	MORGAN STANLEY INST GOVT FUN	9/30/2019	10/1/2019	2.10	11,293,711	11,293,711	11,293,711	11,293,711	
<b>Subtotals</b>					<b>2.04</b>	<b>\$ 704,700,659</b>	<b>\$ 704,700,659</b>	<b>\$ 704,700,659</b>	<b>\$ 704,700,659</b>	
Supranationals	45905UJZ6	INTL BK RECON & DEVELOP	6/2/2017	10/25/2019	1.30	\$ 25,000,000	\$ 24,845,000	\$ 24,995,749	\$ 24,989,500	
Supranationals	45905UJZ6	INTL BK RECON & DEVELOP	6/2/2017	10/25/2019	1.30	29,300,000	29,118,340	29,295,017	29,287,694	
Supranationals	459052RX6	IBRD DISCOUNT NOTE	4/24/2019	1/17/2020	0.00	20,000,000	19,645,644	19,857,200	19,889,000	
Supranationals	459052SC1	IBRD DISCOUNT NOTE	4/24/2019	1/22/2020	0.00	40,000,000	39,278,067	39,701,178	39,767,600	
Supranationals	459058FZ1	INTL BK RECON & DEVELOP	3/21/2017	4/21/2020	1.88	50,000,000	49,956,500	49,992,165	49,957,500	
Supranationals	4581XOCX4	INTER-AMERICAN DEVEL BK	5/17/2018	5/12/2020	1.63	10,000,000	9,789,360	9,935,009	9,980,700	
Supranationals	4581XOCX4	INTER-AMERICAN DEVEL BK	4/12/2017	5/12/2020	1.63	25,000,000	24,940,750	24,988,213	24,951,750	
Supranationals	459058GA5	INTL BK RECON & DEVELOP	8/29/2017	9/4/2020	1.63	50,000,000	49,989,500	49,996,770	49,915,500	
Supranationals	45905UQ80	INTL BK RECON & DEVELOP	11/9/2017	11/9/2020	1.95	50,000,000	49,965,000	49,987,067	50,002,500	
Supranationals	45905UQ80	INTL BK RECON & DEVELOP	12/20/2017	11/9/2020	1.95	50,000,000	49,718,500	49,891,936	50,002,500	
Supranationals	45950KCM0	INTERNATIONAL FINANCE CORP	1/25/2018	1/25/2021	2.25	50,000,000	49,853,000	49,935,352	50,285,500	
Supranationals	4581X0DB1	INTER-AMERICAN DEVEL BK	4/19/2018	4/19/2021	2.63	45,000,000	44,901,000	44,948,874	45,582,300	
Supranationals	4581X0DB1	INTER-AMERICAN DEVEL BK	5/16/2018	4/19/2021	2.63	50,000,000	49,693,972	49,837,968	50,647,000	
Supranationals	45950KCJ7	INTERNATIONAL FINANCE CORP	5/23/2018	7/20/2021	1.13	12,135,000	11,496,942	11,771,185	12,010,252	
Supranationals	459058GH0	INTL BK RECON & DEVELOP	7/25/2018	7/23/2021	2.75	50,000,000	49,883,000	49,929,308	50,925,500	
<b>Subtotals</b>					<b>1.82</b>	<b>\$ 556,435,000</b>	<b>\$ 553,074,574</b>	<b>\$ 555,062,991</b>	<b>\$ 558,194,796</b>	
<b>Grand Totals</b>					<b>1.95</b>	<b>\$ 11,183,277,300</b>	<b>\$ 11,165,144,664</b>	<b>\$ 11,173,670,075</b>	<b>\$ 11,200,603,602</b>	

# Monthly Investment Earnings

## Pooled Fund

For month ended September 30, 2019

Type of Investment	CUSIP	Issuer Name	Par Value	Coupon	YTM <sup>1</sup>	Settle Date	Maturity		Amort. Expense	Realized Gain/(Loss)	Earned Income /Net Earnings
							Date	Earned Interest			
U.S. Treasuries	912796VU0	TREASURY BILL	\$ -	0.00	2.07	8/13/19	9/10/19	\$ -	\$ 25,813	\$ -	\$ 25,813
U.S. Treasuries	912796VV8	TREASURY BILL	-	0.00	2.03	8/20/19	9/17/19	-	45,111	-	45,111
U.S. Treasuries	912796VW6	TREASURY BILL	-	0.00	2.06	8/27/19	9/24/19	-	65,806	-	65,806
U.S. Treasuries	912796VW6	TREASURY BILL	-	0.00	2.08	9/17/19	9/24/19	-	40,444	-	40,444
U.S. Treasuries	912796VY2	TREASURY BILL	440,000	0.00	2.06	8/13/19	10/8/19	-	752	-	752
U.S. Treasuries	912796VY2	TREASURY BILL	49,560,000	0.00	2.06	8/13/19	10/8/19	-	84,665	-	84,665
U.S. Treasuries	912796VY2	TREASURY BILL	100,000,000	0.00	2.03	9/10/19	10/8/19	-	118,125	-	118,125
U.S. Treasuries	912796VZ9	TREASURY BILL	50,000,000	0.00	2.00	8/28/19	10/15/19	-	83,125	-	83,125
U.S. Treasuries	912828T59	US TREASURY	25,000,000	1.00	2.47	5/18/18	10/15/19	20,492	29,581	-	50,073
U.S. Treasuries	912828T59	US TREASURY	50,000,000	1.00	2.51	8/15/18	10/15/19	40,984	60,932	-	101,916
U.S. Treasuries	912796ST7	TREASURY BILL	50,000,000	0.00	1.91	8/22/19	11/21/19	-	79,167	-	79,167
U.S. Treasuries	9128283N8	US TREASURY	50,000,000	1.88	2.01	1/16/18	12/31/19	76,427	5,416	-	81,843
U.S. Treasuries	912828XU9	US TREASURY	50,000,000	1.50	1.51	6/20/17	6/15/20	61,475	483	-	61,959
U.S. Treasuries	912828XU9	US TREASURY	50,000,000	1.50	2.39	4/3/19	6/15/20	61,475	35,637	-	97,112
U.S. Treasuries	912828XU9	US TREASURY	100,000,000	1.50	2.67	12/20/18	6/15/20	122,951	93,232	-	216,183
U.S. Treasuries	912828XY1	US TREASURY	50,000,000	2.50	2.38	4/3/19	6/30/20	101,902	(4,646)	-	97,256
U.S. Treasuries	9128283Q1	US TREASURY	50,000,000	2.00	2.57	3/4/19	1/15/21	81,522	22,562	-	104,084
U.S. Treasuries	912828C57	US TREASURY	50,000,000	2.25	2.39	4/15/19	3/31/21	92,213	5,728	-	97,942
U.S. Treasuries	9128284G2	US TREASURY	50,000,000	2.38	2.36	4/9/19	4/15/21	97,336	(557)	-	96,780
U.S. Treasuries	912828S27	US TREASURY	25,000,000	1.13	1.64	8/15/17	6/30/21	22,928	10,187	-	33,115
U.S. Treasuries	912828T67	US TREASURY	50,000,000	1.25	1.43	11/10/16	10/31/21	50,951	7,034	-	57,985
U.S. Treasuries	912828U65	US TREASURY	100,000,000	1.75	1.90	12/13/16	11/30/21	143,443	11,376	-	154,819
U.S. Treasuries	912828XW5	US TREASURY	25,000,000	1.75	1.77	8/15/17	6/30/22	35,666	379	-	36,044
<b>Subtotals</b>			<b>\$ 975,000,000</b>					<b>\$ 1,009,764</b>	<b>\$ 820,352</b>	<b>\$ -</b>	<b>\$ 1,830,116</b>
Federal Agencies	313384LV9	FED HOME LN DISCOUNT NT	\$ -	0.00	2.15	9/16/19	9/17/19	\$ -	\$ 2,986	\$ -	\$ 2,986
Federal Agencies	313384LV9	FED HOME LN DISCOUNT NT	-	0.00	2.15	9/16/19	9/17/19	-	2,986	-	2,986
Federal Agencies	313384LV9	FED HOME LN DISCOUNT NT	-	0.00	2.15	9/16/19	9/17/19	-	2,986	-	2,986
Federal Agencies	313384LV9	FED HOME LN DISCOUNT NT	-	0.00	2.15	9/16/19	9/17/19	-	3,583	-	3,583
Federal Agencies	3135G0Q30	FANNIE MAE	-	1.18	1.18	10/21/16	9/27/19	42,611	-	-	42,611
Federal Agencies	3132X0KH3	FARMER MAC	50,000,000	2.33	2.33	10/6/16	10/1/19	97,037	-	-	97,037
Federal Agencies	313384ML0	FED HOME LN DISCOUNT NT	50,000,000	0.00	2.04	9/17/19	10/2/19	-	39,667	-	39,667
Federal Agencies	313384ML0	FED HOME LN DISCOUNT NT	50,000,000	0.00	2.04	9/17/19	10/2/19	-	39,667	-	39,667
Federal Agencies	313384MS5	FED HOME LN DISCOUNT NT	100,000,000	0.00	2.01	9/9/19	10/8/19	-	122,833	-	122,833
Federal Agencies	3133EJF79	FEDERAL FARM CREDIT BANK	36,000,000	2.65	2.68	10/10/18	10/10/19	79,500	1,006	-	80,506
Federal Agencies	3133EGXK6	FEDERAL FARM CREDIT BANK	20,000,000	1.12	1.86	12/1/17	10/11/19	18,667	11,841	-	30,508
Federal Agencies	3134G8TG4	FREDDIE MAC	15,000,000	1.50	1.50	4/11/16	10/11/19	18,750	-	-	18,750
Federal Agencies	3130ACM92	FEDERAL HOME LOAN BANK	21,500,000	1.50	1.59	10/13/17	10/21/19	26,875	1,547	-	28,422
Federal Agencies	3136G0T68	FANNIE MAE	14,000,000	1.33	1.44	8/28/17	10/24/19	15,517	1,211	-	16,728
Federal Agencies	3134GBHT2	FREDDIE MAC	50,000,000	1.63	1.60	9/12/17	10/25/19	67,708	(951)	-	66,757
Federal Agencies	3136G4FJ7	FANNIE MAE	25,000,000	1.20	1.20	10/25/16	10/25/19	25,000	-	-	25,000
Federal Agencies	3136G4EZ2	FANNIE MAE	50,000,000	1.13	1.16	10/28/16	10/30/19	46,875	1,367	-	48,242
Federal Agencies	3134GAVL5	FREDDIE MAC	100,000,000	1.17	1.17	11/4/16	11/4/19	97,500	-	-	97,500
Federal Agencies	3133EJRU5	FEDERAL FARM CREDIT BANK	50,000,000	2.45	2.47	6/14/18	11/14/19	102,083	724	-	102,807
Federal Agencies	3136G3LV5	FANNIE MAE	8,950,000	1.35	1.35	5/26/16	11/26/19	10,069	-	-	10,069
Federal Agencies	3133EGN43	FEDERAL FARM CREDIT BANK	50,000,000	2.26	2.26	12/2/16	12/2/19	94,349	-	-	94,349
Federal Agencies	3130A0JR2	FEDERAL HOME LOAN BANK	11,360,000	2.38	1.90	12/15/17	12/13/19	22,483	(4,322)	-	18,161
Federal Agencies	3130A0JR2	FEDERAL HOME LOAN BANK	20,000,000	2.38	1.90	12/12/17	12/13/19	39,583	(7,638)	-	31,945
Federal Agencies	3130A0JR2	FEDERAL HOME LOAN BANK	40,000,000	2.38	1.90	12/15/17	12/13/19	79,167	(15,214)	-	63,952
Federal Agencies	3134G9VR5	FREDDIE MAC	25,000,000	2.25	2.25	7/6/16	1/6/20	46,875	-	-	46,875
Federal Agencies	3136G4KQ5	FANNIE MAE	1,000,000	1.65	1.84	11/17/17	1/17/20	1,375	149	-	1,524
Federal Agencies	3136G4KQ5	FANNIE MAE	31,295,000	1.65	1.84	11/17/17	1/17/20	43,031	4,665	-	47,695
Federal Agencies	3133EJLU1	FEDERAL FARM CREDIT BANK	25,000,000	2.42	2.43	4/24/18	1/24/20	50,417	164	-	50,581



# Monthly Investment Earnings

## Pooled Fund

Type of Investment	CUSIP	Issuer Name	Par Value	Coupon	YTM <sup>1</sup>	Settle Date	Maturity		Earned Interest	Amort.	Realized	Earned Income
							Date	Expense		Gain/(Loss)	/Net Earnings	
Federal Agencies	3133EJLU1	FEDERAL FARM CREDIT BANK	25,000,000	2.42	2.43	4/24/18	1/24/20	50,417	202	-	-	50,618
Federal Agencies	313384SK6	FED HOME LN DISCOUNT NT	50,000,000	0.00	1.85	9/30/19	1/29/20	-	2,556	-	-	2,556
Federal Agencies	3130ADN32	FEDERAL HOME LOAN BANK	50,000,000	2.13	2.22	2/9/18	2/11/20	88,542	3,750	-	-	92,292
Federal Agencies	313378J77	FEDERAL HOME LOAN BANK	15,710,000	1.88	1.56	5/17/17	3/13/20	24,547	(3,895)	-	-	20,652
Federal Agencies	3133EHZN6	FEDERAL FARM CREDIT BANK	20,000,000	1.45	1.49	9/20/17	3/20/20	24,167	678	-	-	24,844
Federal Agencies	3133EJHL6	FEDERAL FARM CREDIT BANK	50,000,000	2.38	2.41	3/27/18	3/27/20	98,958	1,477	-	-	100,436
Federal Agencies	3134GBET5	FREDDIE MAC	10,000,000	1.80	2.68	5/22/18	4/13/20	15,000	6,962	-	-	21,962
Federal Agencies	3133EJG37	FEDERAL FARM CREDIT BANK	25,000,000	2.85	2.87	10/15/18	4/15/20	59,375	411	-	-	59,786
Federal Agencies	3136G4BL6	FANNIE MAE	15,000,000	1.25	1.25	10/17/16	4/17/20	15,625	-	-	-	15,625
Federal Agencies	3137EAEM7	FREDDIE MAC	35,000,000	2.50	2.51	4/19/18	4/23/20	72,917	314	-	-	73,231
Federal Agencies	3134GBPB2	FREDDIE MAC	15,750,000	1.70	1.70	5/30/17	5/22/20	22,313	-	-	-	22,313
Federal Agencies	3134GTTV5	FREDDIE MAC	-	2.40	2.40	6/12/19	6/12/20	73,333	-	-	-	73,333
Federal Agencies	3133EHNK5	FEDERAL FARM CREDIT BANK	25,000,000	1.54	1.54	6/15/17	6/15/20	32,083	68	-	-	32,152
Federal Agencies	3133EHNK5	FEDERAL FARM CREDIT BANK	26,900,000	1.54	1.55	6/15/17	6/15/20	34,522	147	-	-	34,669
Federal Agencies	3134GBST0	FREDDIE MAC	14,675,000	1.65	1.65	6/22/17	6/22/20	20,178	-	-	-	20,178
Federal Agencies	3134GBTX0	FREDDIE MAC	50,000,000	1.75	1.76	6/29/17	6/29/20	72,917	274	-	-	73,190
Federal Agencies	3136G3TG0	FANNIE MAE	15,000,000	1.75	1.75	6/30/16	6/30/20	21,875	-	-	-	21,875
Federal Agencies	3134GB5M0	FREDDIE MAC	50,000,000	1.96	1.96	12/1/17	7/1/20	81,667	-	-	-	81,667
Federal Agencies	3133EHQB2	FEDERAL FARM CREDIT BANK	25,000,000	1.55	1.56	7/6/17	7/6/20	32,292	275	-	-	32,566
Federal Agencies	3130ABNV4	FEDERAL HOME LOAN BANK	50,000,000	1.75	1.75	7/13/17	7/13/20	72,917	-	-	-	72,917
Federal Agencies	3134GBXV9	FREDDIE MAC	50,000,000	1.85	1.85	7/13/17	7/13/20	77,083	-	-	-	77,083
Federal Agencies	3135G0T60	FANNIE MAE	50,000,000	1.50	1.60	8/1/17	7/30/20	62,500	4,154	-	-	66,654
Federal Agencies	3130ABZE9	FEDERAL HOME LOAN BANK	6,700,000	1.65	1.65	8/28/17	8/28/20	9,213	18	-	-	9,231
Federal Agencies	3130ABZN9	FEDERAL HOME LOAN BANK	25,000,000	1.80	1.80	8/28/17	8/28/20	37,500	-	-	-	37,500
Federal Agencies	3130ABZN9	FEDERAL HOME LOAN BANK	50,000,000	1.80	1.80	8/28/17	8/28/20	75,000	-	-	-	75,000
Federal Agencies	3130AH2K8	FEDERAL HOME LOAN BANK	50,000,000	2.05	2.05	9/10/19	9/10/20	59,792	-	-	-	59,792
Federal Agencies	3130AH2K8	FEDERAL HOME LOAN BANK	50,000,000	2.05	2.05	9/10/19	9/10/20	59,792	-	-	-	59,792
Federal Agencies	3130AGWJ0	FEDERAL HOME LOAN BANK	25,000,000	2.10	2.10	8/15/19	9/11/20	43,750	-	-	-	43,750
Federal Agencies	3130AGWJ0	FEDERAL HOME LOAN BANK	25,000,000	2.10	2.10	8/15/19	9/11/20	43,750	-	-	-	43,750
Federal Agencies	3130AGWJ0	FEDERAL HOME LOAN BANK	50,000,000	2.10	2.10	8/15/19	9/11/20	87,500	-	-	-	87,500
Federal Agencies	3130ADT93	FEDERAL HOME LOAN BANK	25,000,000	2.40	2.43	3/14/18	9/14/20	50,000	510	-	-	50,510
Federal Agencies	3133EJ3N7	FEDERAL FARM CREDIT BANK	25,000,000	2.77	2.79	12/21/18	9/21/20	57,708	434	-	-	58,142
Federal Agencies	3130ACE26	FEDERAL HOME LOAN BANK	18,000,000	1.38	1.48	9/8/17	9/28/20	20,625	1,553	-	-	22,178
Federal Agencies	3130ACE26	FEDERAL HOME LOAN BANK	30,000,000	1.38	1.48	9/8/17	9/28/20	34,375	2,589	-	-	36,964
Federal Agencies	3130ACK52	FEDERAL HOME LOAN BANK	25,530,000	1.70	2.48	3/12/18	10/5/20	36,168	15,828	-	-	51,996
Federal Agencies	3133EKR57	FEDERAL FARM CREDIT BANK	112,500,000	2.08	2.13	9/25/19	10/20/20	39,080	754	-	-	39,834
Federal Agencies	3132X0KR1	FARMER MAC	25,000,000	2.30	2.30	11/2/16	11/2/20	48,008	-	-	-	48,008
Federal Agencies	3132X0ZF1	FARMER MAC	12,000,000	1.93	2.02	11/13/17	11/9/20	19,300	824	-	-	20,124
Federal Agencies	3133EJT90	FEDERAL FARM CREDIT BANK	50,000,000	2.95	3.00	11/16/18	11/16/20	122,917	2,141	-	-	125,058
Federal Agencies	3137EA EK1	FREDDIE MAC	50,000,000	1.88	1.91	11/15/17	11/17/20	78,125	1,311	-	-	79,436
Federal Agencies	3134GBX56	FREDDIE MAC	60,000,000	2.25	2.12	11/24/17	11/24/20	112,500	(6,109)	-	-	106,391
Federal Agencies	3134GBLR1	FREDDIE MAC	24,715,000	1.75	1.75	5/25/17	11/25/20	36,043	58	-	-	36,101
Federal Agencies	3133EHW58	FEDERAL FARM CREDIT BANK	25,000,000	1.90	1.91	11/27/17	11/27/20	39,583	202	-	-	39,785
Federal Agencies	3133EHW58	FEDERAL FARM CREDIT BANK	25,000,000	1.90	1.91	11/27/17	11/27/20	39,583	202	-	-	39,785
Federal Agencies	3130A3UQ5	FEDERAL HOME LOAN BANK	10,000,000	1.88	2.02	12/13/17	12/11/20	15,625	1,163	-	-	16,788
Federal Agencies	3132X0ZY0	FARMER MAC	12,750,000	2.05	2.07	12/15/17	12/15/20	21,781	234	-	-	22,015
Federal Agencies	3130AG2H7	FEDERAL HOME LOAN BANK	-	2.65	2.65	3/18/19	12/18/20	42,923	-	-	-	42,923
Federal Agencies	3130AG2H7	FEDERAL HOME LOAN BANK	-	2.65	2.65	3/18/19	12/18/20	50,056	-	-	-	50,056
Federal Agencies	3133EGX75	FEDERAL FARM CREDIT BANK	50,000,000	2.24	2.24	12/21/16	12/21/20	96,571	-	-	-	96,571
Federal Agencies	3133EFTX5	FEDERAL FARM CREDIT BANK	100,000,000	2.37	2.37	12/24/15	12/24/20	204,156	-	-	-	204,156
Federal Agencies	3133EJ4Q9	FEDERAL FARM CREDIT BANK	100,000,000	2.55	2.58	1/11/19	1/11/21	212,500	2,709	-	-	215,209
Federal Agencies	3130AC2K9	FEDERAL HOME LOAN BANK	50,200,000	1.87	1.88	9/20/17	2/10/21	78,228	243	-	-	78,471
Federal Agencies	3133EJCE7	FEDERAL FARM CREDIT BANK	50,000,000	2.35	2.59	4/16/18	2/12/21	97,917	9,476	-	-	107,393
Federal Agencies	3137EAEL9	FREDDIE MAC	22,000,000	2.38	2.47	2/16/18	2/16/21	43,542	1,590	-	-	45,131

# Monthly Investment Earnings

## Pooled Fund

Type of Investment	CUSIP	Issuer Name	Par Value	Coupon	YTM <sup>1</sup>	Settle Date	Maturity		Earned Interest	Amort.	Realized	Earned Income
							Date	Date		Expense	Gain/(Loss)	/Net Earnings
Federal Agencies	3130AGZE8	FEDERAL HOME LOAN BANK	25,000,000	2.05	2.05	8/30/19	2/26/21	42,708	-	-	42,708	
Federal Agencies	3130AGZE8	FEDERAL HOME LOAN BANK	25,000,000	2.05	2.05	8/30/19	2/26/21	42,708	-	-	42,708	
Federal Agencies	3130AGZE8	FEDERAL HOME LOAN BANK	25,000,000	2.05	2.05	8/30/19	2/26/21	42,708	-	-	42,708	
Federal Agencies	3130AGZE8	FEDERAL HOME LOAN BANK	25,000,000	2.05	2.05	8/30/19	2/26/21	42,708	-	-	42,708	
Federal Agencies	3134GBD58	FREDDIE MAC	5,570,000	1.80	1.80	8/30/17	2/26/21	8,355	13	-	8,368	
Federal Agencies	3133EKCS3	FEDERAL FARM CREDIT BANK	50,000,000	2.55	2.58	3/11/19	3/11/21	106,250	1,026	-	107,276	
Federal Agencies	3133EKCS3	FEDERAL FARM CREDIT BANK	50,000,000	2.55	2.58	3/11/19	3/11/21	106,250	1,026	-	107,276	
Federal Agencies	3130AAYP7	FEDERAL HOME LOAN BANK	8,585,000	2.20	2.17	8/11/17	3/22/21	15,739	(189)	-	15,550	
Federal Agencies	3132X0Q53	FARMER MAC	6,350,000	2.60	2.64	3/29/18	3/29/21	13,758	189	-	13,948	
Federal Agencies	3132X0Q53	FARMER MAC	20,450,000	2.60	2.64	3/29/18	3/29/21	44,308	610	-	44,918	
Federal Agencies	3133EKFP6	FEDERAL FARM CREDIT BANK	25,000,000	2.23	2.40	4/5/19	4/5/21	46,458	3,427	-	49,885	
Federal Agencies	3133EKFP6	FEDERAL FARM CREDIT BANK	25,000,000	2.23	2.40	4/5/19	4/5/21	46,458	3,386	-	49,844	
Federal Agencies	3130AGC60	FEDERAL HOME LOAN BANK	25,000,000	2.60	2.60	4/23/19	4/23/21	54,167	-	-	54,167	
Federal Agencies	3130AGC60	FEDERAL HOME LOAN BANK	25,000,000	2.60	2.60	4/23/19	4/23/21	54,167	-	-	54,167	
Federal Agencies	3130AGC60	FEDERAL HOME LOAN BANK	25,000,000	2.60	2.60	4/23/19	4/23/21	54,167	-	-	54,167	
Federal Agencies	3130AGC60	FEDERAL HOME LOAN BANK	25,000,000	2.60	2.60	4/23/19	4/23/21	54,167	-	-	54,167	
Federal Agencies	3134GBJP8	FREDDIE MAC	22,000,000	1.89	2.06	11/16/17	5/3/21	34,650	2,976	-	37,626	
Federal Agencies	3133EJNS4	FEDERAL FARM CREDIT BANK	17,700,000	2.70	2.79	5/22/18	5/10/21	39,825	1,298	-	41,123	
Federal Agencies	3130ACVS0	FEDERAL HOME LOAN BANK	-	2.13	2.13	11/30/17	6/15/21	41,417	-	-	41,417	
Federal Agencies	3130ACVS0	FEDERAL HOME LOAN BANK	-	2.13	2.13	11/30/17	6/15/21	41,417	-	-	41,417	
Federal Agencies	3134GTUN1	FREDDIE MAC	-	2.43	2.43	6/17/19	6/17/21	27,000	-	-	27,000	
Federal Agencies	3134GTUN1	FREDDIE MAC	-	2.43	2.43	6/17/19	6/17/21	27,000	-	-	27,000	
Federal Agencies	3134GTUN1	FREDDIE MAC	-	2.43	2.43	6/17/19	6/17/21	27,000	-	-	27,000	
Federal Agencies	3134GTUN1	FREDDIE MAC	-	2.43	2.43	6/17/19	6/17/21	27,000	-	-	27,000	
Federal Agencies	3135G0U35	FANNIE MAE	25,000,000	2.75	2.76	6/25/18	6/22/21	57,292	158	-	57,450	
Federal Agencies	3134GBJ60	FREDDIE MAC	50,000,000	1.90	1.90	9/29/17	6/29/21	79,167	-	-	79,167	
Federal Agencies	3130ACQ98	FEDERAL HOME LOAN BANK	100,000,000	2.08	2.08	11/1/17	7/1/21	173,333	-	-	173,333	
Federal Agencies	3134GBM25	FREDDIE MAC	50,000,000	1.92	1.92	10/2/17	7/1/21	80,000	-	-	80,000	
Federal Agencies	3134GTZL0	FREDDIE MAC	25,000,000	2.31	2.31	7/8/19	7/2/21	48,125	-	-	48,125	
Federal Agencies	3134GTZL0	FREDDIE MAC	25,000,000	2.31	2.31	7/8/19	7/2/21	48,125	-	-	48,125	
Federal Agencies	3134GTZL0	FREDDIE MAC	25,000,000	2.31	2.31	7/8/19	7/2/21	48,125	-	-	48,125	
Federal Agencies	3134GTZL0	FREDDIE MAC	25,000,000	2.31	2.31	7/8/19	7/2/21	48,125	-	-	48,125	
Federal Agencies	3130AGYB5	FEDERAL HOME LOAN BANK	109,870,000	2.05	2.06	8/29/19	8/27/21	187,695	904	-	188,599	
Federal Agencies	3130ACF33	FEDERAL HOME LOAN BANK	25,000,000	1.88	1.95	9/18/17	9/13/21	39,063	1,494	-	40,556	
Federal Agencies	3134GUAE0	FREDDIE MAC	25,000,000	2.03	2.03	9/11/19	9/13/21	28,194	-	-	28,194	
Federal Agencies	3134GUAE0	FREDDIE MAC	25,000,000	2.03	2.03	9/11/19	9/13/21	28,194	-	-	28,194	
Federal Agencies	3134GUAE0	FREDDIE MAC	25,000,000	2.03	2.03	9/11/19	9/13/21	28,194	-	-	28,194	
Federal Agencies	3134GUAE0	FREDDIE MAC	25,000,000	2.03	2.03	9/11/19	9/13/21	28,194	-	-	28,194	
Federal Agencies	3134GUAX8	FREDDIE MAC	25,000,000	2.03	2.03	9/13/19	9/13/21	25,375	-	-	25,375	
Federal Agencies	3134GUAX8	FREDDIE MAC	25,000,000	2.03	2.03	9/13/19	9/13/21	25,375	-	-	25,375	
Federal Agencies	3134GUAX8	FREDDIE MAC	25,000,000	2.03	2.03	9/13/19	9/13/21	25,375	-	-	25,375	
Federal Agencies	3134GUAX8	FREDDIE MAC	25,000,000	2.03	2.03	9/13/19	9/13/21	25,375	-	-	25,375	
Federal Agencies	3130AH5D1	FEDERAL HOME LOAN BANK	100,000,000	2.05	2.05	9/23/19	9/23/21	45,556	-	-	45,556	
Federal Agencies	3135G0Q89	FANNIE MAE	25,000,000	1.38	1.38	10/21/16	10/7/21	28,646	-	-	28,646	
Federal Agencies	3133EJK24	FEDERAL FARM CREDIT BANK	25,000,000	3.00	3.03	10/19/18	10/19/21	62,500	523	-	63,023	
Federal Agencies	3133EGZJ7	FEDERAL FARM CREDIT BANK	14,500,000	1.38	1.38	10/25/16	10/25/21	16,615	-	-	16,615	
Federal Agencies	3133EGZJ7	FEDERAL FARM CREDIT BANK	15,000,000	1.38	1.38	10/25/16	10/25/21	17,188	-	-	17,188	
Federal Agencies	3133EJT74	FEDERAL FARM CREDIT BANK	50,000,000	3.05	3.09	11/15/18	11/15/21	127,083	1,369	-	128,452	
Federal Agencies	3130ACB60	FEDERAL HOME LOAN BANK	50,000,000	2.00	2.00	9/8/17	12/15/21	83,333	-	-	83,333	
Federal Agencies	3133EJ3B3	FEDERAL FARM CREDIT BANK	25,000,000	2.80	2.84	12/17/18	12/17/21	58,333	705	-	59,038	
Federal Agencies	3133EJ3B3	FEDERAL FARM CREDIT BANK	25,000,000	2.80	2.84	12/17/18	12/17/21	58,333	705	-	59,038	
Federal Agencies	3133EJ3B3	FEDERAL FARM CREDIT BANK	25,000,000	2.80	2.85	12/17/18	12/17/21	58,333	979	-	59,312	
Federal Agencies	3133EKAK2	FEDERAL FARM CREDIT BANK	20,700,000	2.53	2.56	2/19/19	2/14/22	43,643	478	-	44,121	
Federal Agencies	3133EKBV7	FEDERAL FARM CREDIT BANK	10,000,000	2.55	2.56	3/1/19	3/1/22	21,250	77	-	21,327	

# Monthly Investment Earnings

## Pooled Fund

Type of Investment	CUSIP	Issuer Name	Par Value	Coupon	YTM <sup>1</sup>	Settle Date	Maturity		Earned Interest	Amort.	Realized	Earned Income
							Date	Expense		Gain/(Loss)	/Net Earnings	
Federal Agencies	313378WG2	FEDERAL HOME LOAN BANK	17,780,000	2.50	2.36	4/5/19	3/11/22	37,042	(1,932)	-	35,109	
Federal Agencies	313378WG2	FEDERAL HOME LOAN BANK	40,000,000	2.50	2.36	4/5/19	3/11/22	83,333	(4,436)	-	78,897	
Federal Agencies	3133EKDC7	FEDERAL FARM CREDIT BANK	26,145,000	2.47	2.36	4/8/19	3/14/22	53,815	(2,270)	-	51,545	
Federal Agencies	3133EKDC7	FEDERAL FARM CREDIT BANK	45,500,000	2.47	2.36	4/8/19	3/14/22	93,654	(3,773)	-	89,882	
Federal Agencies	3135G0T45	FANNIE MAE	25,000,000	1.88	1.81	6/6/17	4/5/22	39,063	(1,229)	-	37,834	
Federal Agencies	3135G0V59	FANNIE MAE	25,000,000	2.25	2.36	4/12/19	4/12/22	46,875	2,245	-	49,120	
Federal Agencies	3135G0V59	FANNIE MAE	50,000,000	2.25	2.36	4/12/19	4/12/22	93,750	4,489	-	98,239	
Federal Agencies	3135G0V59	FANNIE MAE	50,000,000	2.25	2.36	4/12/19	4/12/22	93,750	4,489	-	98,239	
Federal Agencies	3133EKHB5	FEDERAL FARM CREDIT BANK	50,000,000	2.35	2.37	4/18/19	4/18/22	97,917	835	-	98,752	
Federal Agencies	3133EKLR5	FEDERAL FARM CREDIT BANK	25,000,000	2.25	2.32	5/16/19	5/16/22	46,875	1,389	-	48,264	
Federal Agencies	3133EKLR5	FEDERAL FARM CREDIT BANK	35,000,000	2.25	2.32	5/16/19	5/16/22	65,625	1,945	-	67,570	
Federal Agencies	3134GBQG0	FREDDIE MAC	50,000,000	2.18	2.18	5/25/17	5/25/22	90,833	-	-	90,833	
Federal Agencies	3133EHLY7	FEDERAL FARM CREDIT BANK	50,000,000	1.88	1.85	6/6/17	6/2/22	78,125	(976)	-	77,149	
Federal Agencies	3133EHLY7	FEDERAL FARM CREDIT BANK	50,000,000	1.88	1.88	6/9/17	6/2/22	78,125	41	-	78,166	
Federal Agencies	3134GBF72	FREDDIE MAC	50,000,000	2.01	2.01	9/15/17	6/15/22	83,750	-	-	83,750	
Federal Agencies	3134GBN73	FREDDIE MAC	50,000,000	2.07	2.07	10/2/17	7/1/22	86,250	-	-	86,250	
Federal Agencies	3134GBW99	FREDDIE MAC	100,000,000	2.24	2.24	11/1/17	7/1/22	186,667	-	-	186,667	
Federal Agencies	3134GBXU1	FREDDIE MAC	31,575,000	2.25	2.25	7/27/17	7/27/22	59,203	-	-	59,203	
Federal Agencies	3130AC7E8	FEDERAL HOME LOAN BANK	-	2.17	2.17	9/1/17	9/1/22	-	-	-	-	
Federal Agencies	3134GUAJ9	FREDDIE MAC	25,000,000	2.09	2.09	9/12/19	9/12/22	27,576	-	-	27,576	
Federal Agencies	3134GUAJ9	FREDDIE MAC	25,000,000	2.09	2.09	9/12/19	9/12/22	27,576	-	-	27,576	
Federal Agencies	3134GUAJ9	FREDDIE MAC	25,000,000	2.09	2.09	9/12/19	9/12/22	27,576	-	-	27,576	
Federal Agencies	3134GUAJ9	FREDDIE MAC	25,000,000	2.09	2.09	9/12/19	9/12/22	27,576	-	-	27,576	
Federal Agencies	3130AH4A8	FEDERAL HOME LOAN BANK	100,000,000	2.25	2.25	9/19/19	9/19/22	75,000	-	-	75,000	
Federal Agencies	3134GTEE9	FREDDIE MAC	25,000,000	2.76	2.76	4/24/19	10/24/22	57,500	-	-	57,500	
Federal Agencies	3134GTEE9	FREDDIE MAC	25,000,000	2.76	2.76	4/24/19	10/24/22	57,500	-	-	57,500	
Federal Agencies	3134GTEE9	FREDDIE MAC	25,000,000	2.76	2.76	4/24/19	10/24/22	57,500	-	-	57,500	
Federal Agencies	3134GTEE9	FREDDIE MAC	25,000,000	2.76	2.76	4/24/19	10/24/22	57,500	-	-	57,500	
Federal Agencies	3134GTHR7	FREDDIE MAC	25,000,000	2.81	2.81	4/23/19	10/23/23	58,542	-	-	58,542	
Federal Agencies	3134GTHR7	FREDDIE MAC	25,000,000	2.81	2.81	4/23/19	10/23/23	58,542	-	-	58,542	
Federal Agencies	3134GTHR7	FREDDIE MAC	25,000,000	2.81	2.81	4/23/19	10/23/23	58,542	-	-	58,542	
Federal Agencies	3134GTHR7	FREDDIE MAC	25,000,000	2.81	2.81	4/23/19	10/23/23	58,542	-	-	58,542	
Federal Agencies	3134GS5P6	FREDDIE MAC	-	3.00	3.00	3/18/19	12/18/23	35,417	-	-	35,417	
Federal Agencies	3134GS5P6	FREDDIE MAC	-	3.00	3.00	3/18/19	12/18/23	35,417	-	-	35,417	
Federal Agencies	3134GS5P6	FREDDIE MAC	-	3.00	3.00	3/18/19	12/18/23	35,417	-	-	35,417	
Federal Agencies	3134GS5P6	FREDDIE MAC	-	3.00	3.00	3/18/19	12/18/23	35,417	-	-	35,417	
Federal Agencies	3134GTMN0	FREDDIE MAC	25,000,000	2.85	2.85	5/20/19	5/20/24	59,375	-	-	59,375	
Federal Agencies	3134GTMN0	FREDDIE MAC	25,000,000	2.85	2.85	5/20/19	5/20/24	59,375	-	-	59,375	
Federal Agencies	3134GTMN0	FREDDIE MAC	25,000,000	2.85	2.85	5/20/19	5/20/24	59,375	-	-	59,375	
Federal Agencies	3134GTMN0	FREDDIE MAC	25,000,000	2.85	2.85	5/20/19	5/20/24	59,375	-	-	59,375	
<b>Subtotals</b>			<b>\$ 5,443,260,000</b>					<b>\$ 9,220,122</b>	<b>\$ 284,329</b>	<b>\$ -</b>	<b>\$ 9,504,451</b>	
State/Local Agencies	6055804W6	MISSISSIPPI ST	\$ 8,500,000	6.09	1.38	4/23/15	10/1/19	\$ 43,130	\$ (31,767)	\$ -	\$ 11,364	
State/Local Agencies	977100CW4	WISCONSIN ST GEN FUND ANNUAL A	18,000,000	1.45	1.45	8/16/16	5/1/20	21,690	-	-	21,690	
State/Local Agencies	13063DGA0	CALIFORNIA ST	33,000,000	2.80	2.80	4/25/18	4/1/21	77,000	(37)	-	76,963	
State/Local Agencies	13066YTY5	CALIFORNIA ST DEPT OF WTR RESO	27,962,641	1.71	2.30	2/6/17	5/1/21	39,917	9,187	-	49,104	
State/Local Agencies	91412GF59	UNIV OF CALIFORNIA CA REVENUES	1,769,000	1.91	1.40	8/9/16	5/15/21	2,816	(719)	-	2,097	
<b>Subtotals</b>			<b>\$ 89,231,641</b>					<b>\$ 184,553</b>	<b>\$ (23,335)</b>	<b>\$ -</b>	<b>\$ 161,217</b>	



# Monthly Investment Earnings

## Pooled Fund

Type of Investment	CUSIP	Issuer Name	Par Value	Coupon	YTM <sup>1</sup>	Settle Date	Maturity		Earned Interest	Amort.	Realized	Earned Income
							Date	Date		Expense	Gain/(Loss)	/Net Earnings
Public Time Deposits	PP9F99QR1	BRIDGE BANK	\$ -	2.61	2.61	3/26/19	9/26/19	\$ 17,879	\$ -	\$ -	\$ -	\$ 17,879
Public Time Deposits	PP9J6D723	SAN FRANCISCO CREDIT UNION	10,000,000	2.40	2.40	6/4/19	12/4/19	19,464	-	-	-	19,464
Public Time Deposits	PPEQ338W9	BANK OF SAN FRANCISCO	5,000,000	2.24	2.24	6/11/19	12/11/19	9,598	-	-	-	9,598
Public Time Deposits	PPQD3GI13	BRIDGE BANK	10,000,000	2.23	2.23	6/24/19	12/23/19	18,329	-	-	-	18,329
Public Time Deposits	PP9J79QD6	BRIDGE BANK	10,000,000	1.95	1.95	9/26/19	3/24/20	2,671	-	-	-	2,671
<b>Subtotals</b>			<b>\$ 35,000,000</b>					<b>\$ 67,940</b>	<b>\$ -</b>	<b>\$ -</b>	<b>\$ -</b>	<b>\$ 67,940</b>
Negotiable CDs	06417G4V7	BANK OF NOVA SCOTIA HOUS	\$ -	2.65	2.65	2/8/19	9/6/19	\$ 18,403	\$ -	\$ -	\$ -	\$ 18,403
Negotiable CDs	78012UMC6	ROYAL BANK OF CANADA NY	-	2.33	2.18	8/16/19	9/6/19	32,340	(2,040)	-	-	30,300
Negotiable CDs	65602VPG5	NORINCHUKIN BANK NY	-	2.30	2.30	7/11/19	9/16/19	95,833	-	-	-	95,833
Negotiable CDs	89114MS99	TORONTO DOMINION BANK NY	-	2.35	2.35	6/20/19	9/16/19	48,958	-	-	-	48,958
Negotiable CDs	89114MWS2	TORONTO DOMINION BANK NY	-	2.59	2.59	3/8/19	9/18/19	30,576	-	-	-	30,576
Negotiable CDs	89114M5C7	TORONTO DOMINION BANK NY	-	2.17	2.17	8/7/19	9/25/19	144,667	-	-	-	144,667
Negotiable CDs	89114M5J2	TORONTO DOMINION BANK NY	-	2.16	2.16	8/9/19	9/26/19	150,000	-	-	-	150,000
Negotiable CDs	06370RV55	BANK OF MONTREAL CHICAGO	50,000,000	2.23	2.23	8/1/19	10/1/19	92,917	-	-	-	92,917
Negotiable CDs	65602VPZ3	NORINCHUKIN BANK NY	50,000,000	2.25	2.25	7/25/19	10/25/19	93,750	-	-	-	93,750
Negotiable CDs	78012UKW4	ROYAL BANK OF CANADA NY	50,000,000	3.01	3.01	12/7/18	10/25/19	125,417	-	-	-	125,417
Negotiable CDs	89114MPG6	TORONTO DOMINION BANK NY	25,000,000	3.06	3.06	12/6/18	10/25/19	63,750	-	-	-	63,750
Negotiable CDs	89114MLP0	TORONTO DOMINION BANK NY	50,000,000	3.08	3.08	11/9/18	10/28/19	128,333	-	-	-	128,333
Negotiable CDs	65602VQE9	NORINCHUKIN BANK NY	75,000,000	2.25	2.25	7/30/19	10/30/19	140,625	-	-	-	140,625
Negotiable CDs	06370RW47	BANK OF MONTREAL CHICAGO	50,000,000	2.23	2.23	8/1/19	11/1/19	92,917	-	-	-	92,917
Negotiable CDs	06370RNN5	BANK OF MONTREAL CHICAGO	50,000,000	3.10	3.10	11/6/18	11/6/19	129,167	-	-	-	129,167
Negotiable CDs	06370RX61	BANK OF MONTREAL CHICAGO	50,000,000	2.20	2.20	8/6/19	11/6/19	91,667	-	-	-	91,667
Negotiable CDs	65602VQS8	NORINCHUKIN BANK NY	100,000,000	2.15	2.15	8/9/19	11/8/19	179,167	-	-	-	179,167
Negotiable CDs	96130AAN8	WESTPAC BANKING CORP NY	50,000,000	3.10	3.10	11/8/18	11/8/19	129,167	-	-	-	129,167
Negotiable CDs	96130AAT5	WESTPAC BANKING CORP NY	50,000,000	3.08	3.08	11/14/18	11/14/19	128,333	-	-	-	128,333
Negotiable CDs	89114MME4	TORONTO DOMINION BANK NY	25,000,000	3.10	3.10	11/19/18	11/19/19	64,583	-	-	-	64,583
Negotiable CDs	78012UKB0	ROYAL BANK OF CANADA NY	50,000,000	3.07	3.07	11/26/18	11/25/19	127,917	-	-	-	127,917
Negotiable CDs	96130AAZ1	WESTPAC BANKING CORP NY	50,000,000	3.06	3.06	11/29/18	11/27/19	127,500	-	-	-	127,500
Negotiable CDs	65602VQL3	NORINCHUKIN BANK NY	50,000,000	2.25	2.25	8/1/19	12/2/19	93,750	-	-	-	93,750
Negotiable CDs	06370RPG8	BANK OF MONTREAL CHICAGO	50,000,000	3.12	3.12	12/3/18	12/3/19	130,000	-	-	-	130,000
Negotiable CDs	89114MPF8	TORONTO DOMINION BANK NY	50,000,000	3.10	3.10	12/6/18	12/6/19	129,167	-	-	-	129,167
Negotiable CDs	96130ABE7	WESTPAC BANKING CORP NY	50,000,000	3.05	3.05	12/7/18	12/6/19	127,083	-	-	-	127,083
Negotiable CDs	06370RQD4	BANK OF MONTREAL CHICAGO	50,000,000	3.06	3.06	12/6/18	12/9/19	127,500	-	-	-	127,500
Negotiable CDs	06370RQZ5	BANK OF MONTREAL CHICAGO	50,000,000	3.06	3.06	12/10/18	12/11/19	127,500	-	-	-	127,500
Negotiable CDs	06370R3G2	BANK OF MONTREAL CHICAGO	45,000,000	2.05	2.05	9/18/19	12/17/19	33,313	-	-	-	33,313
Negotiable CDs	63873NE49	NATIXIS NY BRANCH	50,000,000	3.00	3.00	1/11/19	1/6/20	125,000	-	-	-	125,000
Negotiable CDs	78012UNB7	ROYAL BANK OF CANADA NY	25,000,000	2.57	2.57	4/8/19	1/6/20	53,542	-	-	-	53,542
Negotiable CDs	78012UNC5	ROYAL BANK OF CANADA NY	25,000,000	2.57	2.57	4/8/19	1/8/20	53,542	-	-	-	53,542
Negotiable CDs	89114MB30	TORONTO DOMINION BANK NY	50,000,000	2.60	2.60	4/8/19	1/17/20	108,333	-	-	-	108,333
Negotiable CDs	65602VRW8	NORINCHUKIN BANK NY	50,000,000	2.11	2.11	9/24/19	1/24/20	20,514	-	-	-	20,514
Negotiable CDs	06417G6G8	BANK OF NOVA SCOTIA HOUS	50,000,000	2.57	2.57	4/25/19	2/3/20	107,083	-	-	-	107,083
Negotiable CDs	89114MF36	TORONTO DOMINION BANK NY	50,000,000	2.56	2.56	4/24/19	2/3/20	106,667	-	-	-	106,667
Negotiable CDs	06417G6H6	BANK OF NOVA SCOTIA HOUS	50,000,000	2.57	2.57	4/25/19	2/5/20	107,083	-	-	-	107,083
Negotiable CDs	06417G6K9	BANK OF NOVA SCOTIA HOUS	50,000,000	2.56	2.56	4/29/19	2/6/20	106,667	-	-	-	106,667
Negotiable CDs	96130ABW7	WESTPAC BANKING CORP NY	50,000,000	2.71	2.71	2/15/19	2/14/20	112,917	-	-	-	112,917
Negotiable CDs	06417G6L7	BANK OF NOVA SCOTIA HOUS	50,000,000	2.57	2.57	4/29/19	2/19/20	107,083	-	-	-	107,083
Negotiable CDs	06417G6V5	BANK OF NOVA SCOTIA HOUS	50,000,000	2.57	2.57	5/6/19	2/21/20	107,083	-	-	-	107,083
Negotiable CDs	96130ACE6	WESTPAC BANKING CORP NY	50,000,000	2.70	2.70	3/6/19	2/26/20	112,500	-	-	-	112,500

# Monthly Investment Earnings

## Pooled Fund

Type of Investment	CUSIP	Issuer Name	Par Value	Coupon	YTM <sup>1</sup>	Settle Date	Maturity		Earned Interest	Amort.	Realized	Earned Income
							Date	Expense		Gain/(Loss)	/Net Earnings	
Negotiable CDs	06370RUV9	BANK OF MONTREAL CHICAGO	50,000,000	2.68	2.68	3/1/19	3/2/20	111,667	-	-	111,667	
Negotiable CDs	06370RVN6	BANK OF MONTREAL CHICAGO	50,000,000	2.70	2.70	3/5/19	3/2/20	112,500	-	-	112,500	
Negotiable CDs	06417MBS3	BANK OF NOVA SCOTIA HOUSTON	100,000,000	2.02	2.02	9/12/19	3/12/20	106,611	-	-	106,611	
Negotiable CDs	89114N4B8	TORONTO DOMINION BANK NY	75,000,000	2.06	2.06	9/17/19	3/16/20	60,083	-	-	60,083	
Negotiable CDs	78012UMY8	ROYAL BANK OF CANADA NY	50,000,000	2.58	2.58	4/4/19	3/25/20	107,500	-	-	107,500	
Negotiable CDs	78012UMZ5	ROYAL BANK OF CANADA NY	50,000,000	2.58	2.58	4/4/19	3/30/20	107,500	-	-	107,500	
Negotiable CDs	06370RYS2	BANK OF MONTREAL CHICAGO	65,000,000	2.60	2.60	4/11/19	4/13/20	140,833	-	-	140,833	
Negotiable CDs	89114N4G7	TORONTO DOMINION BANK NY	40,000,000	2.05	2.05	9/18/19	4/24/20	29,611	-	-	29,611	
Negotiable CDs	06417MCD5	BANK OF NOVA SCOTIA HOUSTON	100,000,000	2.03	2.03	9/18/19	4/27/20	73,306	-	-	73,306	
Negotiable CDs	78012UQY4	ROYAL BANK OF CANADA NY	100,000,000	2.02	2.02	9/17/19	5/11/20	78,556	-	-	78,556	
Negotiable CDs	89114N5H4	TORONTO DOMINION BANK NY	100,000,000	2.32	2.32	9/25/19	9/24/20	38,640	-	-	38,640	
Negotiable CDs	06417MCW3	BANK OF NOVA SCOTIA HOUSTON	50,000,000	2.38	2.38	9/27/19	9/28/20	13,242	-	-	13,242	
Negotiable CDs	89114N5M3	TORONTO DOMINION BANK NY	50,000,000	2.38	2.38	9/27/19	9/28/20	13,242	-	-	13,242	
<b>Subtotals</b>			<b>\$ 2,600,000,000</b>					<b>\$ 5,225,604</b>	<b>\$ (2,040)</b>	<b>\$ -</b>	<b>\$ 5,223,563</b>	
Commercial Paper	89233HW42	TOYOTA MOTOR CREDIT CORP	\$ -	0.00	2.60	3/11/19	9/4/19	\$ -	\$ 10,708	\$ -	\$ 10,708	
Commercial Paper	25214PNZ2	DEXIA CREDIT LOCAL SA NY	-	0.00	2.59	2/26/19	9/16/19	-	53,125	-	53,125	
Commercial Paper	62479MWJ8	MUFG BANK LTD NY	-	0.00	2.62	4/4/19	9/18/19	-	13,454	-	13,454	
Commercial Paper	62479MWQ2	MUFG BANK LTD NY	-	0.00	2.62	4/4/19	9/24/19	-	19,857	-	19,857	
Commercial Paper	62479MWQ2	MUFG BANK LTD NY	-	0.00	2.32	6/28/19	9/24/19	-	36,896	-	36,896	
Commercial Paper	62479MWQ2	MUFG BANK LTD NY	-	0.00	2.33	7/3/19	9/24/19	-	74,111	-	74,111	
Commercial Paper	89233HWQ3	TOYOTA MOTOR CREDIT CORP	-	0.00	2.61	3/12/19	9/24/19	-	82,097	-	82,097	
Commercial Paper	62479MWS8	MUFG BANK LTD NY	-	0.00	2.32	6/28/19	9/26/19	-	48,125	-	48,125	
Commercial Paper	62479MWV9	MUFG BANK LTD NY	-	0.00	2.28	7/30/19	9/30/19	-	137,146	-	137,146	
Commercial Paper	62479MX32	MUFG BANK LTD NY	75,000,000	0.00	2.32	7/3/19	10/3/19	-	144,375	-	144,375	
Commercial Paper	62479MX40	MUFG BANK LTD NY	20,000,000	0.00	2.63	4/4/19	10/4/19	-	43,333	-	43,333	
Commercial Paper	62479MX73	MUFG BANK LTD NY	30,000,000	0.00	2.22	8/6/19	10/7/19	-	55,250	-	55,250	
Commercial Paper	62479MX73	MUFG BANK LTD NY	45,000,000	0.00	2.22	8/7/19	10/7/19	-	82,875	-	82,875	
Commercial Paper	62479MXG3	MUFG BANK LTD NY	50,000,000	0.00	2.33	7/3/19	10/16/19	-	96,250	-	96,250	
Commercial Paper	25214PNV1	DEXIA CREDIT LOCAL SA NY	50,000,000	0.00	2.67	2/5/19	10/28/19	-	109,167	-	109,167	
Commercial Paper	89233HY40	TOYOTA MOTOR CREDIT CORP	50,000,000	0.00	2.04	9/4/19	11/4/19	-	76,125	-	76,125	
Commercial Paper	62479MZP1	MUFG BANK LTD NY	60,000,000	0.00	2.23	7/26/19	12/23/19	-	110,500	-	110,500	
Commercial Paper	62479LAT2	MUFG BANK LTD NY	50,000,000	0.00	2.09	9/27/19	1/27/20	-	11,556	-	11,556	
Commercial Paper	62479LAX3	MUFG BANK LTD NY	40,000,000	0.00	2.07	8/28/19	1/31/20	-	68,333	-	68,333	
Commercial Paper	62479LBT1	MUFG BANK LTD NY	50,000,000	0.00	2.07	9/30/19	2/27/20	-	2,847	-	2,847	
Commercial Paper	62479LC60	MUFG BANK LTD NY	50,000,000	0.00	2.05	9/11/19	3/6/20	-	56,389	-	56,389	
Commercial Paper	89233GCH7	TOYOTA MOTOR CREDIT CORP	50,000,000	0.00	2.07	9/18/19	3/17/20	-	37,014	-	37,014	
Commercial Paper	89233GCJ3	TOYOTA MOTOR CREDIT CORPORATI	50,000,000	0.00	2.02	9/24/19	3/18/20	-	19,444	-	19,444	
Commercial Paper	62479LF59	MUFG BANK LTD NY	25,000,000	0.00	2.07	9/24/19	6/5/20	-	9,917	-	9,917	
Commercial Paper	62479LFF7	MUFG BANK LTD NY	50,000,000	0.00	2.07	9/24/19	6/15/20	-	19,833	-	19,833	
<b>Subtotals</b>			<b>\$ 745,000,000</b>					<b>\$ -</b>	<b>\$ 1,418,727</b>	<b>\$ -</b>	<b>\$ 1,418,727</b>	
Medium Term Notes	742718EG0	THE PROCTER & GAMBLE CO	\$ 9,650,000	1.90	2.62	6/20/18	11/1/19	\$ 15,279	\$ 5,587	\$ -	\$ 20,866	
Medium Term Notes	89236TEJ0	TOYOTA MOTOR CREDIT CORP	20,000,000	2.20	2.25	1/11/18	1/10/20	36,667	733	-	37,399	
Medium Term Notes	89236TFQ3	TOYOTA MOTOR CREDIT CORP	5,000,000	3.05	3.08	1/8/19	1/8/21	12,708	123	-	12,831	
<b>Subtotals</b>			<b>\$ 34,650,000</b>					<b>\$ 64,654</b>	<b>\$ 6,443</b>	<b>\$ -</b>	<b>\$ 71,097</b>	

## Monthly Investment Earnings Pooled Fund

Type of Investment	CUSIP	Issuer Name	Par Value	Coupon	YTM <sup>1</sup>	Settle Date	Maturity		Earned Interest	Amort.	Realized	Earned Income
							Date	Expense		Gain/(Loss)	/Net Earnings	
Money Market Funds	262006208	DREYFUS GOVERN CASH MGMT-I	\$ 80,476,899	2.02	2.02	9/30/19	10/1/19	\$ 105,366	\$ -	\$ -	\$ 105,366	
Money Market Funds	608919718	FEDERATED GOVERNMENT OBL-PRM	222,219,332	2.02	2.02	9/30/19	10/1/19	224,400	-	-	224,400	
Money Market Funds	09248U718	BLACKROCK LIQ INST GOV FUND	10,464,589	2.07	2.07	9/30/19	10/1/19	39,898	-	-	39,898	
Money Market Funds	31607A703	FIDELITY INST GOV FUND	380,246,128	2.06	2.06	9/30/19	10/1/19	641,789	-	-	641,789	
Money Market Funds	61747C707	MORGAN STANLEY INST GOVT FUND	11,293,711	2.10	2.10	9/30/19	10/1/19	57,985	-	-	57,985	
<b>Subtotals</b>			<b>\$ 704,700,659</b>					<b>\$ 1,069,439</b>	<b>\$ -</b>	<b>\$ -</b>	<b>\$ 1,069,439</b>	
Supranationals	4581X0BY3	INTER-AMERICAN DEVEL BK	\$ -	1.11	46.51	11/5/18	9/12/19	\$ 15,161	\$ 21,747	\$ -	\$ 36,908	
Supranationals	459058FQ1	INTL BK RECON & DEVELOP	-	1.20	1.75	11/6/17	9/30/19	48,333	21,598	-	69,931	
Supranationals	45905UZJ6	INTL BK RECON & DEVELOP	25,000,000	1.30	1.56	6/2/17	10/25/19	27,083	5,314	-	32,398	
Supranationals	45905UZJ6	INTL BK RECON & DEVELOP	29,300,000	1.30	1.56	6/2/17	10/25/19	31,742	6,228	-	37,970	
Supranationals	459052RX6	IBRD DISCOUNT NOTE	20,000,000	0.00	2.42	4/24/19	1/17/20	-	39,667	-	39,667	
Supranationals	459052SC1	IBRD DISCOUNT NOTE	40,000,000	0.00	2.42	4/24/19	1/22/20	-	79,333	-	79,333	
Supranationals	459058FZ1	INTL BK RECON & DEVELOP	50,000,000	1.88	1.94	3/21/17	4/21/20	78,167	1,158	-	79,325	
Supranationals	4581X0CX4	INTER-AMERICAN DEVEL BK	10,000,000	1.63	2.72	5/17/18	5/12/20	13,542	8,704	-	22,246	
Supranationals	4581X0CX4	INTER-AMERICAN DEVEL BK	25,000,000	1.63	1.72	4/12/17	5/12/20	33,854	1,579	-	35,433	
Supranationals	459058GA5	INTL BK RECON & DEVELOP	50,000,000	1.63	1.64	8/29/17	9/4/20	67,750	286	-	68,036	
Supranationals	45905UQ80	INTL BK RECON & DEVELOP	50,000,000	1.95	1.97	11/9/17	11/9/20	81,250	958	-	82,208	
Supranationals	45905UQ80	INTL BK RECON & DEVELOP	50,000,000	1.95	2.15	12/20/17	11/9/20	81,250	8,005	-	89,255	
Supranationals	45950KCM0	INTERNATIONAL FINANCE CORP	50,000,000	2.25	2.35	1/25/18	1/25/21	93,750	4,024	-	97,774	
Supranationals	4581X0DB1	INTER-AMERICAN DEVEL BK	45,000,000	2.63	2.70	4/19/18	4/19/21	98,438	2,710	-	101,147	
Supranationals	4581X0DB1	INTER-AMERICAN DEVEL BK	50,000,000	2.63	2.84	5/16/18	4/19/21	109,375	8,588	-	117,963	
Supranationals	45950KCJ7	INTERNATIONAL FINANCE CORP	12,135,000	1.13	2.97	5/23/18	7/20/21	11,387	16,587	-	27,974	
Supranationals	459058GH0	INTL BK RECON & DEVELOP	50,000,000	2.75	2.85	7/25/18	7/23/21	114,583	3,208	-	117,792	
Supranationals	459058GY3	INTL BK RECON & DEVELOP	-	2.60	2.60	6/28/19	6/28/24	195,000	-	-	195,000	
Supranationals	459058GY3	INTL BK RECON & DEVELOP	-	2.60	2.60	6/28/19	6/28/24	48,750	-	-	48,750	
Supranationals	459058GY3	INTL BK RECON & DEVELOP	-	2.60	2.60	6/28/19	6/28/24	48,750	-	-	48,750	
Supranationals	459058GY3	INTL BK RECON & DEVELOP	-	2.60	2.60	6/28/19	6/28/24	48,750	-	-	48,750	
Supranationals	459058GY3	INTL BK RECON & DEVELOP	-	2.60	2.60	6/28/19	6/28/24	48,750	-	-	48,750	
<b>Subtotals</b>			<b>\$ 556,435,000</b>					<b>\$ 1,295,665</b>	<b>\$ 229,694</b>	<b>\$ -</b>	<b>\$ 1,525,358</b>	
<b>Grand Totals</b>			<b>\$ 11,183,277,300</b>					<b>\$ 18,137,740</b>	<b>\$ 2,734,168</b>	<b>\$ -</b>	<b>\$ 20,871,909</b>	

<sup>1</sup> Yield to maturity is calculated at purchase

# Investment Transactions

## Pooled Fund

For month ended September 30, 2019

Transaction	Settle Date	Maturity	Type of Investment	Issuer Name	CUSIP	Par Value	Coupon	YTM	Price	Interest	Transaction
Purchase	9/4/19	11/4/19	Commercial Paper	TOYOTA MOTOR CREDIT CORP	89233HY40	\$ 50,000,000	0.00	2.04	\$ 99.66	\$ -	\$ 49,828,014
Purchase	9/6/19	10/1/19	Money Market Funds	FEDERATED GOVERNMENT OBL	608919718	50,000,000	2.02	2.02	100.00	-	50,000,000
Purchase	9/6/19	10/1/19	Money Market Funds	FIDELITY INST GOV FUND	31607A703	50,000,000	2.06	2.06	100.00	-	50,000,000
Purchase	9/9/19	10/8/19	Federal Agencies	FED HOME LN DISCOUNT NT	313384MS5	100,000,000	0.00	2.01	99.84	-	99,838,083
Purchase	9/10/19	10/1/19	Money Market Funds	DREYFUS GOVERN CASH MGMT	262006208	150,000,000	2.02	2.02	100.00	-	150,000,000
Purchase	9/10/19	10/1/19	Money Market Funds	FEDERATED GOVERNMENT OBL	608919718	200,000,000	2.02	2.02	100.00	-	200,000,000
Purchase	9/10/19	10/1/19	Money Market Funds	BLACKROCK LIQ INST GOV F	09248U718	100,000,000	2.07	2.07	100.00	-	100,000,000
Purchase	9/10/19	10/1/19	Money Market Funds	FIDELITY INST GOV FUND	31607A703	200,000,000	2.06	2.06	100.00	-	200,000,000
Purchase	9/10/19	10/1/19	Money Market Funds	MORGAN STANLEY INST GOVT	61747C707	150,000,000	2.10	2.10	100.00	-	150,000,000
Purchase	9/10/19	10/8/19	U.S. Treasuries	TREASURY BILL	912796VY2	100,000,000	0.00	2.03	99.84	-	99,842,500
Purchase	9/10/19	9/10/20	Federal Agencies	FEDERAL HOME LOAN BANK	3130AH2K8	50,000,000	2.05	2.05	100.00	-	50,000,000
Purchase	9/10/19	9/10/20	Federal Agencies	FEDERAL HOME LOAN BANK	3130AH2K8	50,000,000	2.05	2.05	100.00	-	50,000,000
Purchase	9/11/19	3/6/20	Commercial Paper	MUFG BANK LTD NY	62479L60	50,000,000	0.00	2.05	99.00	-	49,500,958
Purchase	9/11/19	9/13/21	Federal Agencies	FREDDIE MAC	3134GUA0	25,000,000	2.03	2.03	100.00	-	25,000,000
Purchase	9/11/19	9/13/21	Federal Agencies	FREDDIE MAC	3134GUA0	25,000,000	2.03	2.03	100.00	-	25,000,000
Purchase	9/11/19	9/13/21	Federal Agencies	FREDDIE MAC	3134GUA0	25,000,000	2.03	2.03	100.00	-	25,000,000
Purchase	9/11/19	9/13/21	Federal Agencies	FREDDIE MAC	3134GUA0	25,000,000	2.03	2.03	100.00	-	25,000,000
Purchase	9/12/19	3/12/20	Negotiable CDs	BANK OF NOVA SCOTIA HOUS	06417MBS3	100,000,000	2.02	2.02	100.00	-	100,000,000
Purchase	9/12/19	9/12/22	Federal Agencies	FREDDIE MAC	3134GUAJ9	25,000,000	2.09	2.09	100.00	-	25,000,000
Purchase	9/12/19	9/12/22	Federal Agencies	FREDDIE MAC	3134GUAJ9	25,000,000	2.09	2.09	100.00	-	25,000,000
Purchase	9/12/19	9/12/22	Federal Agencies	FREDDIE MAC	3134GUAJ9	25,000,000	2.09	2.09	100.00	-	25,000,000
Purchase	9/12/19	9/12/22	Federal Agencies	FREDDIE MAC	3134GUAJ9	25,000,000	2.09	2.09	100.00	-	25,000,000
Purchase	9/13/19	9/13/21	Federal Agencies	FREDDIE MAC	3134GUA0	25,000,000	2.03	2.03	100.00	-	25,000,000
Purchase	9/13/19	9/13/21	Federal Agencies	FREDDIE MAC	3134GUA0	25,000,000	2.03	2.03	100.00	-	25,000,000
Purchase	9/13/19	9/13/21	Federal Agencies	FREDDIE MAC	3134GUA0	25,000,000	2.03	2.03	100.00	-	25,000,000
Purchase	9/13/19	9/13/21	Federal Agencies	FREDDIE MAC	3134GUA0	25,000,000	2.03	2.03	100.00	-	25,000,000
Purchase	9/13/19	9/13/21	Federal Agencies	FREDDIE MAC	3134GUA0	25,000,000	2.03	2.03	100.00	-	25,000,000
Purchase	9/16/19	9/17/19	Federal Agencies	FED HOME LN DISCOUNT NT	313384LV9	50,000,000	0.00	2.15	99.99	-	49,997,014
Purchase	9/16/19	9/17/19	Federal Agencies	FED HOME LN DISCOUNT NT	313384LV9	50,000,000	0.00	2.15	99.99	-	49,997,014
Purchase	9/16/19	9/17/19	Federal Agencies	FED HOME LN DISCOUNT NT	313384LV9	50,000,000	0.00	2.15	99.99	-	49,997,014
Purchase	9/16/19	9/17/19	Federal Agencies	FED HOME LN DISCOUNT NT	313384LV9	60,000,000	0.00	2.15	99.99	-	59,996,417
Purchase	9/17/19	9/24/19	U.S. Treasuries	TREASURY BILL	912796VW6	100,000,000	0.00	2.08	99.96	-	99,959,556
Purchase	9/17/19	10/2/19	Federal Agencies	FED HOME LN DISCOUNT NT	313384ML0	50,000,000	0.00	2.04	99.92	-	49,957,500
Purchase	9/17/19	10/2/19	Federal Agencies	FED HOME LN DISCOUNT NT	313384ML0	50,000,000	0.00	2.04	99.92	-	49,957,500
Purchase	9/17/19	3/16/20	Negotiable CDs	TORONTO DOMINION BANK NY	89114N4B8	75,000,000	2.06	2.06	100.00	-	75,000,000
Purchase	9/17/19	5/11/20	Negotiable CDs	ROYAL BANK OF CANADA NY	78012UQY4	100,000,000	2.02	2.02	100.00	-	100,000,000
Purchase	9/18/19	12/17/19	Negotiable CDs	BANK OF MONTREAL CHICAGO	06370R3G2	45,000,000	2.05	2.05	100.00	-	45,000,000
Purchase	9/18/19	3/17/20	Commercial Paper	TOYOTA MOTOR CREDIT CORP	89233GCH7	50,000,000	0.00	2.07	98.97	-	49,484,653
Purchase	9/18/19	4/24/20	Negotiable CDs	TORONTO DOMINION BANK NY	89114N4G7	40,000,000	2.05	2.05	100.00	-	40,000,000
Purchase	9/18/19	4/27/20	Negotiable CDs	BANK OF NOVA SCOTIA HOUS	06417MCD5	100,000,000	2.03	2.03	100.00	-	100,000,000
Purchase	9/19/19	9/19/22	Federal Agencies	FEDERAL HOME LOAN BANK	3130AH4A8	100,000,000	2.25	2.25	100.00	-	100,000,000
Purchase	9/23/19	9/23/21	Federal Agencies	FEDERAL HOME LOAN BANK	3130AH5D1	100,000,000	2.05	2.05	100.00	-	100,000,000
Purchase	9/24/19	10/1/19	Money Market Funds	DREYFUS GOVERN CASH MGMT	262006208	100,000,000	2.02	2.02	100.00	-	100,000,000
Purchase	9/24/19	10/1/19	Money Market Funds	FEDERATED GOVERNMENT OBL	608919718	60,000,000	2.02	2.02	100.00	-	60,000,000
Purchase	9/24/19	1/24/20	Negotiable CDs	NORINCHUKIN BANK NY	65602VRW8	50,000,000	2.11	2.11	100.00	-	50,000,000
Purchase	9/24/19	3/18/20	Commercial Paper	TOYOTA MOTOR CREDIT CORP	89233GCJ3	50,000,000	0.00	2.02	99.02	-	49,511,111
Purchase	9/24/19	6/5/20	Commercial Paper	MUFG BANK LTD NY	62479LFF59	25,000,000	0.00	2.07	98.56	-	24,638,750
Purchase	9/24/19	6/15/20	Commercial Paper	MUFG BANK LTD NY	62479LFF7	50,000,000	0.00	2.07	98.50	-	49,249,167
Purchase	9/25/19	9/24/20	Negotiable CDs	TORONTO DOMINION BANK NY	89114N5H4	100,000,000	2.32	2.32	100.00	-	100,000,000
Purchase	9/25/19	10/20/20	Federal Agencies	FEDERAL FARM CREDIT BANK	3133EKR57	112,500,000	2.08	2.13	99.96	32,566	112,483,404
Purchase	9/26/19	10/1/19	Money Market Funds	FEDERATED GOVERNMENT OBL	608919718	60,000,000	2.02	2.02	100.00	-	60,000,000
Purchase	9/26/19	10/1/19	Money Market Funds	FIDELITY INST GOV FUND	31607A703	100,000,000	2.06	2.06	100.00	-	100,000,000
Purchase	9/26/19	3/24/20	Public Time Deposits	BRIDGE BANK	PP9J79QD6	10,000,000	1.95	1.95	100.00	-	10,000,000

# Investment Transactions

## Pooled Fund

Transaction	Settle Date	Maturity	Type of Investment	Issuer Name	CUSIP	Par Value	Coupon	YTM	Price	Interest	Transaction
Purchase	9/27/19	1/27/20	Commercial Paper	MUFG BANK LTD NY	62479LAT2	50,000,000	0.00	2.09	99.30	-	49,647,556
Purchase	9/27/19	9/28/20	Negotiable CDs	BANK OF NOVA SCOTIA HOUS	06417MCW3	50,000,000	2.38	2.38	100.00	-	50,000,000
Purchase	9/27/19	9/28/20	Negotiable CDs	TORONTO DOMINION BANK NY	89114N5M3	50,000,000	2.38	2.38	100.00	-	50,000,000
Purchase	9/30/19	10/1/19	Money Market Funds	DREYFUS GOVERN CASH MGMT	262006208	105,366	2.02	2.02	100.00	-	105,366
Purchase	9/30/19	10/1/19	Money Market Funds	FEDERATED GOVERNMENT OBL	608919718	224,400	2.02	2.02	100.00	-	224,400
Purchase	9/30/19	10/1/19	Money Market Funds	FEDERATED GOVERNMENT OBL	608919718	50,000,000	2.02	2.02	100.00	-	50,000,000
Purchase	9/30/19	10/1/19	Money Market Funds	BLACKROCK LIQ INST GOV F	09248U718	39,898	2.07	2.07	100.00	-	39,898
Purchase	9/30/19	10/1/19	Money Market Funds	FIDELITY INST GOV FUND	31607A703	641,789	2.06	2.06	100.00	-	641,789
Purchase	9/30/19	10/1/19	Money Market Funds	FIDELITY INST GOV FUND	31607A703	60,000,000	2.06	2.06	100.00	-	60,000,000
Purchase	9/30/19	10/1/19	Money Market Funds	MORGAN STANLEY INST GOVT	61747C707	57,985	2.10	2.10	100.00	-	57,985
Purchase	9/30/19	1/29/20	Federal Agencies	FED HOME LN DISCOUNT NT	313384SK6	50,000,000	0.00	1.85	99.38	-	49,690,778
Purchase	9/30/19	2/27/20	Commercial Paper	MUFG BANK LTD NY	62479LBT1	50,000,000	0.00	2.07	99.15	-	49,572,917
<b>Subtotals</b>						<b>\$3,798,569,439</b>	<b>1.51</b>	<b>2.07</b>	<b>\$ 99.88</b>	<b>\$ 32,566</b>	<b>\$3,794,219,343</b>
Sale	9/3/19	10/1/19	Money Market Funds	FIDELITY INST GOV FUND	31607A703	\$ 60,000,000	2.06	2.06	\$ 100.00	\$ -	\$ 60,000,000
Sale	9/9/19	10/1/19	Money Market Funds	FEDERATED GOVERNMENT OBL	608919718	50,000,000	2.02	2.02	100.00	-	50,000,000
Sale	9/9/19	10/1/19	Money Market Funds	FIDELITY INST GOV FUND	31607A703	50,000,000	2.06	2.06	100.00	-	50,000,000
Sale	9/11/19	10/1/19	Money Market Funds	DREYFUS GOVERN CASH MGMT	262006208	40,000,000	2.02	2.02	100.00	-	40,000,000
Sale	9/11/19	10/1/19	Money Market Funds	BLACKROCK LIQ INST GOV F	09248U718	50,000,000	2.07	2.07	100.00	-	50,000,000
Sale	9/11/19	10/1/19	Money Market Funds	MORGAN STANLEY INST GOVT	61747C707	50,000,000	2.10	2.10	100.00	-	50,000,000
Sale	9/12/19	10/1/19	Money Market Funds	DREYFUS GOVERN CASH MGMT	262006208	40,000,000	2.02	2.02	100.00	-	40,000,000
Sale	9/12/19	10/1/19	Money Market Funds	BLACKROCK LIQ INST GOV F	09248U718	10,000,000	2.07	2.07	100.00	-	10,000,000
Sale	9/12/19	10/1/19	Money Market Funds	MORGAN STANLEY INST GOVT	61747C707	40,000,000	2.10	2.10	100.00	-	40,000,000
Sale	9/13/19	10/1/19	Money Market Funds	FEDERATED GOVERNMENT OBL	608919718	73,000,000	2.02	2.02	100.00	-	73,000,000
Sale	9/18/19	10/1/19	Money Market Funds	BLACKROCK LIQ INST GOV F	09248U718	40,000,000	2.07	2.07	100.00	-	40,000,000
Sale	9/18/19	10/1/19	Money Market Funds	FIDELITY INST GOV FUND	31607A703	50,000,000	2.06	2.06	100.00	-	50,000,000
Sale	9/19/19	10/1/19	Money Market Funds	FIDELITY INST GOV FUND	31607A703	60,000,000	2.06	2.06	100.00	-	60,000,000
Sale	9/19/19	10/1/19	Money Market Funds	MORGAN STANLEY INST GOVT	61747C707	60,000,000	2.10	2.10	100.00	-	60,000,000
Sale	9/20/19	10/1/19	Money Market Funds	FIDELITY INST GOV FUND	31607A703	86,000,000	2.06	2.06	100.00	-	86,000,000
Sale	9/23/19	10/1/19	Money Market Funds	DREYFUS GOVERN CASH MGMT	262006208	50,000,000	2.02	2.02	100.00	-	50,000,000
Sale	9/23/19	10/1/19	Money Market Funds	FIDELITY INST GOV FUND	31607A703	100,000,000	2.06	2.06	100.00	-	100,000,000
Sale	9/25/19	10/1/19	Money Market Funds	DREYFUS GOVERN CASH MGMT	262006208	50,000,000	2.02	2.02	100.00	-	50,000,000
Sale	9/25/19	10/1/19	Money Market Funds	FEDERATED GOVERNMENT OBL	608919718	50,000,000	2.02	2.02	100.00	-	50,000,000
Sale	9/27/19	10/1/19	Money Market Funds	FEDERATED GOVERNMENT OBL	608919718	50,000,000	2.02	2.02	100.00	-	50,000,000
<b>Subtotals</b>						<b>\$1,059,000,000</b>	<b>2.05</b>	<b>2.05</b>	<b>\$ 100.00</b>	<b>\$ -</b>	<b>\$1,059,000,000</b>



# Investment Transactions

## Pooled Fund

Transaction	Settle Date	Maturity	Type of Investment	Issuer Name	CUSIP	Par Value	Coupon	YTM	Price	Interest	Transaction
Call	9/1/19	9/1/22	Federal Agencies	FEDERAL HOME LOAN BANK	3130AC7E8	\$ 50,000,000	2.17	2.17	100.00	\$ -	\$ 50,000,000
Call	9/12/19	6/12/20	Federal Agencies	FREDDIE MAC	3134GTTV5	100,000,000	2.40	2.40	100.00	600,000	100,600,000
Call	9/15/19	6/15/21	Federal Agencies	FEDERAL HOME LOAN BANK	3130ACVS0	50,000,000	2.13	2.13	100.00	266,250	50,266,250
Call	9/15/19	6/15/21	Federal Agencies	FEDERAL HOME LOAN BANK	3130ACVS0	50,000,000	2.13	2.13	100.00	266,250	50,266,250
Call	9/17/19	6/17/21	Federal Agencies	FREDDIE MAC	3134GTUN1	25,000,000	2.43	2.43	100.00	151,875	25,151,875
Call	9/17/19	6/17/21	Federal Agencies	FREDDIE MAC	3134GTUN1	25,000,000	2.43	2.43	100.00	151,875	25,151,875
Call	9/17/19	6/17/21	Federal Agencies	FREDDIE MAC	3134GTUN1	25,000,000	2.43	2.43	100.00	151,875	25,151,875
Call	9/17/19	6/17/21	Federal Agencies	FREDDIE MAC	3134GTUN1	25,000,000	2.43	2.43	100.00	151,875	25,151,875
Call	9/18/19	12/18/20	Federal Agencies	FEDERAL HOME LOAN BANK	3130AG2H7	34,300,000	2.65	2.65	100.00	-	34,300,000
Call	9/18/19	12/18/20	Federal Agencies	FEDERAL HOME LOAN BANK	3130AG2H7	40,000,000	2.65	2.65	100.00	-	40,000,000
Call	9/18/19	12/18/23	Federal Agencies	FREDDIE MAC	3134GS5P6	25,000,000	3.00	3.00	100.00	-	25,000,000
Call	9/18/19	12/18/23	Federal Agencies	FREDDIE MAC	3134GS5P6	25,000,000	3.00	3.00	100.00	-	25,000,000
Call	9/18/19	12/18/23	Federal Agencies	FREDDIE MAC	3134GS5P6	25,000,000	3.00	3.00	100.00	-	25,000,000
Call	9/18/19	12/18/23	Federal Agencies	FREDDIE MAC	3134GS5P6	25,000,000	3.00	3.00	100.00	-	25,000,000
Call	9/28/19	6/28/24	Supranationals	INTL BK RECON & DEVELOP	459058GY3	25,000,000	2.60	2.60	100.00	162,500	25,162,500
Call	9/28/19	6/28/24	Supranationals	INTL BK RECON & DEVELOP	459058GY3	25,000,000	2.60	2.60	100.00	162,500	25,162,500
Call	9/28/19	6/28/24	Supranationals	INTL BK RECON & DEVELOP	459058GY3	25,000,000	2.60	2.60	100.00	162,500	25,162,500
Call	9/28/19	6/28/24	Supranationals	INTL BK RECON & DEVELOP	459058GY3	25,000,000	2.60	2.60	100.00	162,500	25,162,500
Call	9/28/19	6/28/24	Supranationals	INTL BK RECON & DEVELOP	459058GY3	100,000,000	2.60	2.60	100.00	650,000	100,650,000
<b>Subtotals</b>						<b>\$ 724,300,000</b>	<b>2.51</b>	<b>2.51</b>	<b>\$ -</b>	<b>\$ 3,040,000</b>	<b>\$ 727,340,000</b>
Maturity	9/4/19	9/4/19	Commercial Paper	TOYOTA MOTOR CREDIT CORP	89233HW42	\$ 50,000,000	0.00	2.60	100.00	\$ -	\$ 50,000,000
Maturity	9/6/19	9/6/19	Negotiable CDs	BANK OF NOVA SCOTIA HOUS	06417G4V7	50,000,000	2.65	2.65	100.00	772,917	50,772,917
Maturity	9/6/19	9/6/19	Negotiable CDs	ROYAL BANK OF CANADA NY	78012UMC6	100,000,000	2.33	2.18	100.00	200,510	100,200,510
Maturity	9/10/19	9/10/19	U.S. Treasuries	TREASURY BILL	912796VU0	50,000,000	0.00	2.07	100.00	-	50,000,000
Maturity	9/12/19	9/12/19	Supranationals	INTER-AMERICAN DEVEL BK	4581X0BY3	44,716,000	1.11	46.51	100.00	251,528	44,967,528
Maturity	9/16/19	9/16/19	Commercial Paper	DEXIA CREDIT LOCAL SA NY	25214PNZ2	50,000,000	0.00	2.59	100.00	-	50,000,000
Maturity	9/16/19	9/16/19	Negotiable CDs	NORINCHUKIN BANK NY	65602VPG5	100,000,000	2.30	2.30	100.00	428,056	100,428,056
Maturity	9/16/19	9/16/19	Negotiable CDs	TORONTO DOMINION BANK NY	89114MS99	50,000,000	2.35	2.35	100.00	287,222	50,287,222
Maturity	9/17/19	9/17/19	Federal Agencies	FED HOME LN DISCOUNT NT	313384LV9	50,000,000	0.00	2.15	100.00	-	50,000,000
Maturity	9/17/19	9/17/19	Federal Agencies	FED HOME LN DISCOUNT NT	313384LV9	50,000,000	0.00	2.15	100.00	-	50,000,000
Maturity	9/17/19	9/17/19	Federal Agencies	FED HOME LN DISCOUNT NT	313384LV9	50,000,000	0.00	2.15	100.00	-	50,000,000
Maturity	9/17/19	9/17/19	Federal Agencies	FED HOME LN DISCOUNT NT	313384LV9	60,000,000	0.00	2.15	100.00	-	60,000,000
Maturity	9/17/19	9/17/19	U.S. Treasuries	TREASURY BILL	912796VV8	50,000,000	0.00	2.03	100.00	-	50,000,000
Maturity	9/18/19	9/18/19	Commercial Paper	MUFG BANK LTD NY	62479MWJ8	11,000,000	0.00	2.62	100.00	-	11,000,000
Maturity	9/18/19	9/18/19	Negotiable CDs	TORONTO DOMINION BANK NY	89114MWS2	25,000,000	2.59	2.59	100.00	348,931	25,348,931
Maturity	9/24/19	9/24/19	Commercial Paper	MUFG BANK LTD NY	62479MWQ2	12,000,000	0.00	2.62	100.00	-	12,000,000
Maturity	9/24/19	9/24/19	Commercial Paper	MUFG BANK LTD NY	62479MWQ2	25,000,000	0.00	2.32	100.00	-	25,000,000
Maturity	9/24/19	9/24/19	Commercial Paper	MUFG BANK LTD NY	62479MWQ2	50,000,000	0.00	2.33	100.00	-	50,000,000
Maturity	9/24/19	9/24/19	Commercial Paper	TOYOTA MOTOR CREDIT CORP	89233HWQ3	50,000,000	0.00	2.61	100.00	-	50,000,000
Maturity	9/24/19	9/24/19	U.S. Treasuries	TREASURY BILL	912796VW6	50,000,000	0.00	2.06	100.00	-	50,000,000
Maturity	9/24/19	9/24/19	U.S. Treasuries	TREASURY BILL	912796VW6	100,000,000	0.00	2.08	100.00	-	100,000,000
Maturity	9/25/19	9/25/19	Negotiable CDs	TORONTO DOMINION BANK NY	89114M5C7	100,000,000	2.17	2.17	100.00	295,361	100,295,361
Maturity	9/26/19	9/26/19	Commercial Paper	MUFG BANK LTD NY	62479MWS8	30,000,000	0.00	2.32	100.00	-	30,000,000
Maturity	9/26/19	9/26/19	Negotiable CDs	TORONTO DOMINION BANK NY	89114M5J2	100,000,000	2.16	2.16	100.00	288,000	100,288,000
Maturity	9/26/19	9/26/19	Public Time Deposits	BRIDGE BANK	PP9F99QR1	10,000,000	2.61	2.61	100.00	128,961	10,128,961
Maturity	9/27/19	9/27/19	Federal Agencies	FANNIE MAE	3135G0Q30	50,000,000	1.18	1.18	100.00	295,000	50,295,000
Maturity	9/30/19	9/30/19	Supranationals	INTL BK RECON & DEVELOP	459058FQ1	50,000,000	1.20	1.75	100.00	300,000	50,300,000
Maturity	9/30/19	9/30/19	Commercial Paper	MUFG BANK LTD NY	62479MWW9	75,000,000	0.00	2.28	100.00	-	75,000,000
<b>Subtotals</b>						<b>\$1,492,716,000</b>	<b>0.94</b>	<b>3.54</b>	<b>\$ -</b>	<b>\$ 3,596,484</b>	<b>\$1,496,312,484</b>

# Investment Transactions

## Pooled Fund

Transaction	Settle Date	Maturity	Type of Investment	Issuer Name	CUSIP	Par Value	Coupon	YTM	Price	Interest	Transaction
Interest	9/1/19	3/1/22	Federal Agencies	FEDERAL FARM CREDIT BANK	3133EKBV7	\$ 10,000,000	2.55	2.56	0.00	0.00	\$ 127,500
Interest	9/1/19	9/1/22	Federal Agencies	FEDERAL HOME LOAN BANK	3130AC7E8	50,000,000	2.17	2.17	0.00	0.00	542,500
Interest	9/2/19	12/2/19	Federal Agencies	FEDERAL FARM CREDIT BANK	3133EGN43	50,000,000	2.38	2.38	0.00	0.00	102,655
Interest	9/2/19	11/2/20	Federal Agencies	FARMER MAC	3132X0KR1	25,000,000	2.42	2.42	0.00	0.00	52,189
Interest	9/4/19	12/4/19	Public Time Deposits	SAN FRANCISCO CREDIT UNI	PP9J6D723	10,000,000	2.06	2.06	0.00	0.00	56,089
Interest	9/4/19	9/4/20	Supranationals	INTL BK RECON & DEVELOP	459058GA5	50,000,000	1.63	1.64	0.00	0.00	406,500
Interest	9/11/19	12/11/19	Public Time Deposits	BANK OF SAN FRANCISCO	PPEQ338W9	5,000,000	2.53	2.53	0.00	0.00	28,622
Interest	9/11/19	3/11/21	Federal Agencies	FEDERAL FARM CREDIT BANK	3133EKCS3	50,000,000	2.55	2.58	0.00	0.00	637,500
Interest	9/11/19	3/11/21	Federal Agencies	FEDERAL FARM CREDIT BANK	3133EKCS3	50,000,000	2.55	2.58	0.00	0.00	637,500
Interest	9/11/19	3/11/22	Federal Agencies	FEDERAL HOME LOAN BANK	313378WG2	17,780,000	2.50	2.36	0.00	0.00	222,250
Interest	9/11/19	3/11/22	Federal Agencies	FEDERAL HOME LOAN BANK	313378WG2	40,000,000	2.50	2.36	0.00	0.00	500,000
Interest	9/13/19	3/13/20	Federal Agencies	FEDERAL HOME LOAN BANK	313378J77	15,710,000	1.88	1.56	0.00	0.00	147,281
Interest	9/13/19	9/13/21	Federal Agencies	FEDERAL HOME LOAN BANK	3130ACF33	25,000,000	1.88	1.95	0.00	0.00	234,375
Interest	9/14/19	9/14/20	Federal Agencies	FEDERAL HOME LOAN BANK	3130ADT93	25,000,000	2.40	2.43	0.00	0.00	300,000
Interest	9/14/19	3/14/22	Federal Agencies	FEDERAL FARM CREDIT BANK	3133EKDC7	26,145,000	2.47	2.36	0.00	0.00	322,891
Interest	9/14/19	3/14/22	Federal Agencies	FEDERAL FARM CREDIT BANK	3133EKDC7	45,500,000	2.47	2.36	0.00	0.00	561,925
Interest	9/15/19	9/11/20	Federal Agencies	FEDERAL HOME LOAN BANK	3130AGWJ0	25,000,000	2.10	2.10	0.00	0.00	43,750
Interest	9/15/19	9/11/20	Federal Agencies	FEDERAL HOME LOAN BANK	3130AGWJ0	25,000,000	2.10	2.10	0.00	0.00	43,750
Interest	9/15/19	9/11/20	Federal Agencies	FEDERAL HOME LOAN BANK	3130AGWJ0	50,000,000	2.10	2.10	0.00	0.00	87,500
Interest	9/15/19	6/15/22	Federal Agencies	FREDDIE MAC	3134GBF72	50,000,000	2.01	2.01	0.00	0.00	502,500
Interest	9/18/19	12/18/20	Federal Agencies	FEDERAL HOME LOAN BANK	3130AG2H7	34,300,000	2.65	2.65	0.00	0.00	454,475
Interest	9/18/19	12/18/20	Federal Agencies	FEDERAL HOME LOAN BANK	3130AG2H7	40,000,000	2.65	2.65	0.00	0.00	530,000
Interest	9/18/19	12/18/23	Federal Agencies	FREDDIE MAC	3134GS5P6	25,000,000	3.00	3.00	0.00	0.00	375,000
Interest	9/18/19	12/18/23	Federal Agencies	FREDDIE MAC	3134GS5P6	25,000,000	3.00	3.00	0.00	0.00	375,000
Interest	9/18/19	12/18/23	Federal Agencies	FREDDIE MAC	3134GS5P6	25,000,000	3.00	3.00	0.00	0.00	375,000
Interest	9/18/19	12/18/23	Federal Agencies	FREDDIE MAC	3134GS5P6	25,000,000	3.00	3.00	0.00	0.00	375,000
Interest	9/20/19	3/20/20	Federal Agencies	FEDERAL FARM CREDIT BANK	3133EHZN6	20,000,000	1.45	1.49	0.00	0.00	145,000
Interest	9/21/19	9/21/20	Federal Agencies	FEDERAL FARM CREDIT BANK	3133EJ3N7	25,000,000	2.77	2.79	0.00	0.00	346,250
Interest	9/21/19	12/21/20	Federal Agencies	FEDERAL FARM CREDIT BANK	3133EGX75	50,000,000	2.36	2.36	0.00	0.00	101,552
Interest	9/22/19	3/22/21	Federal Agencies	FEDERAL HOME LOAN BANK	3130AAYP7	8,585,000	2.20	2.17	0.00	0.00	94,435
Interest	9/24/19	12/24/20	Federal Agencies	FEDERAL FARM CREDIT BANK	3133EFTX5	100,000,000	2.48	2.48	0.00	0.00	213,147
Interest	9/27/19	3/27/20	Federal Agencies	FEDERAL FARM CREDIT BANK	3133EJHL6	50,000,000	2.38	2.41	0.00	0.00	593,750
Interest	9/28/19	9/28/20	Federal Agencies	FEDERAL HOME LOAN BANK	3130ACE26	18,000,000	1.38	1.48	0.00	0.00	123,750
Interest	9/28/19	9/28/20	Federal Agencies	FEDERAL HOME LOAN BANK	3130ACE26	30,000,000	1.38	1.48	0.00	0.00	206,250
Interest	9/29/19	3/29/21	Federal Agencies	FARMER MAC	3132X0Q53	6,350,000	2.60	2.64	0.00	0.00	82,550
Interest	9/29/19	3/29/21	Federal Agencies	FARMER MAC	3132X0Q53	20,450,000	2.60	2.64	0.00	0.00	265,850
Interest	9/30/19	10/1/19	Money Market Funds	DREYFUS GOVERN CASH MGMT	262006208	80,476,899	2.02	2.02	0.00	0.00	105,366
Interest	9/30/19	10/1/19	Money Market Funds	FEDERATED GOVERNMENT OBL	608919718	222,219,332	2.02	2.02	0.00	0.00	224,400
Interest	9/30/19	10/1/19	Money Market Funds	BLACKROCK LIQ INST GOV F	09248U718	10,464,589	2.07	2.07	0.00	0.00	39,898
Interest	9/30/19	10/1/19	Money Market Funds	FIDELITY INST GOV FUND	31607A703	380,246,128	2.06	2.06	0.00	0.00	641,789
Interest	9/30/19	10/1/19	Money Market Funds	MORGAN STANLEY INST GOVT	61747C707	11,293,711	2.10	2.10	0.00	0.00	57,985
Interest	9/30/19	3/31/21	U.S. Treasuries	US TREASURY	912828C57	50,000,000	2.25	2.39	0.00	0.00	562,500
<b>Subtotals</b>						<b>\$1,902,520,659</b>	<b>2.23</b>	<b>2.23</b>	<b>\$ -</b>	<b>\$ -</b>	<b>\$ 11,846,225</b>

<b>Grand Totals</b>	64	Purchases
	(20)	Sales
	(47)	Maturities / Calls
	(3)	Change in number of positions