

2018 ANNUAL REPORT HIGHLIGHTS

Office of the Controller | City Performance Unit

October 2018

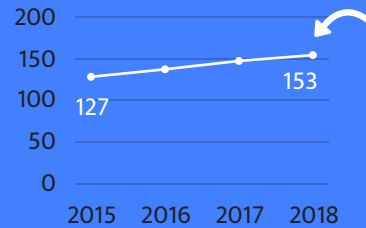
153

contractors monitored using a standard monitoring form and process



11

departments in the Program



The Monitoring Program is growing each year.

CONTRACTORS

\$ 512 million

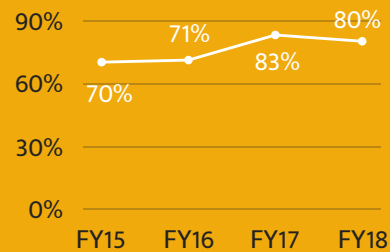
These 153 contractors received an aggregate of over \$500 million in City funding.

On average, contractors in the monitoring pool are funded by 3 departments, and 16 nonprofits (10%) are funded by 5 or more departments.



FINAL MONITORING RESULTS

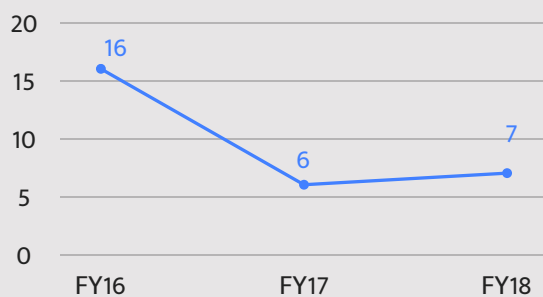
At the close of the monitoring cycle, 80% of contractors conformed with all standards.



MONITORING FINDINGS

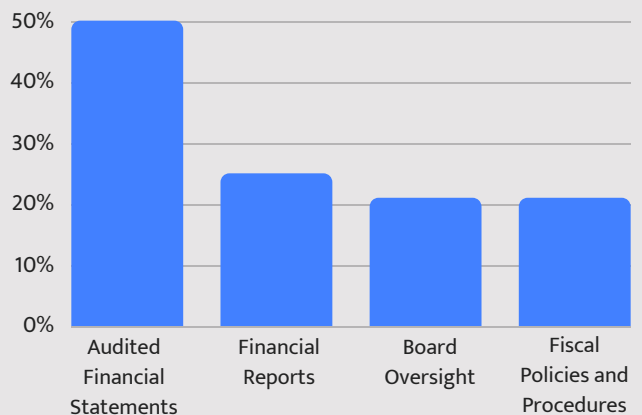
Just 7 contractors had 5 or more findings this year. By targeting technical assistance to contractors in need, we've seen this number decrease over time (from 16 in FY16).

Contractors with 5 or More Findings



Findings most frequently related to Audited Financial Statements.

Percent of Contractors with Findings by Category



Contact Information

For more information, please contact
 Marnie Purciel-Hill
 Office of the Controller, City and County of San Francisco
 (415) 554-5313 | marnie.purciel-hill@sfgov.org

1 Dr. Carlton B. Goodlett Place
 San Francisco, CA 94102
<http://www.sfcontroller.org>
 @sfcontroller



TECHNICAL ASSISTANCE

8 Received a total of **210** Contractors Coaching hours

26

Hours per contractor

This is higher than the average hours of coaching delivered in FY17 (18 hours).

Coaching focused on fiscal topics:

- Improving Financial Reporting
- Cost Allocation Procedures
- Program-based Budgets

Contractors that received technical assistance in the previous fiscal year received

↓ **5**
Fewer findings

The Program holds financial management workshops each spring:



Budgeting Fundamentals
Board Governance
Leveraging Financial Reports

3

Nonprofit Workshops



80

Total Attendees

50%

Attendees reported they have changed or plan to change practices after a workshop

PROGRAM GOALS

Monitoring of nonprofit contractors is:

- Consistent across City Departments
- Efficient and reduces duplication for City departments and nonprofit contractors
- High quality
- Aligned with best practices in financial management

Capacity building services are:

- High quality
- Responsive to City and nonprofit contractor needs
- Coordinated among City departments

PROGRAM IMPACT



87%

of nonprofits agreed the Program helps their nonprofit understand how to adhere to City standards.



74%

of nonprofits agreed the Program helps ensure their nonprofit has strong, sustainable fiscal operations.



65%

of City staff agreed the Program helps ensure public funds are spent in alignment with City standards.

Contact Information

To learn about the Citywide Nonprofit Monitoring and Capacity Building Program or to find the full report visit:

www.sfcontroller.org/nonprofits

1 Dr. Carlton B. Goodlett Place
San Francisco, CA 94102
www.sfcontroller.org
 @sfcontroller

