

Office of the Treasurer & Tax Collector
City and County of San Francisco



José Cisneros, Treasurer

Pauline Marx, Chief Assistant Treasurer
Michelle Durgy, Chief Investment Officer

Investment Report for the month of April 2014

May 15, 2014

The Honorable Edwin M. Lee
Mayor of San Francisco
City Hall, Room 200
1 Dr. Carlton B. Goodlett Place
San Francisco, CA 94102-4638

The Honorable Board of Supervisors
City and County of San Francisco
City Hall, Room 244
1 Dr. Carlton B. Goodlett Place
San Francisco, CA 94102-4638

Ladies and Gentlemen,

In accordance with the provisions of California State Government Code, Section 53646, we forward this report detailing the City's pooled fund portfolio as of April 30, 2014. These investments provide sufficient liquidity to meet expenditure requirements for the next six months and are in compliance with our statement of investment policy and California Code.

This correspondence and its attachments show the investment activity for the month of April 2014 for the portfolios under the Treasurer's management. All pricing and valuation data is obtained from Interactive Data Corporation.

CCSF Pooled Fund Investment Earnings Statistics *

<i>(in \$ million)</i>	Current Month		Prior Month	
	Fiscal YTD	April 2014	Fiscal YTD	March 2014
Average Daily Balance	\$ 6,126	\$ 6,870	\$ 6,050	\$ 6,434
Net Earnings	36.83	4.07	32.77	3.13
Earned Income Yield	0.72%	0.72%	0.72%	0.57%

CCSF Pooled Fund Statistics *

<i>(in \$ million)</i>	% of Portfolio	Book Value	Market Value	Wtd. Avg. Coupon	Wtd. Avg. YTM	WAM
Investment Type						
U.S. Treasuries	10.0%	\$ 686	\$ 689	1.18%	1.05%	847
Federal Agencies	66.2%	4,584	4,586	0.96%	0.83%	828
State & Local Government						
Agency Obligations	1.5%	107	106	2.10%	0.73%	495
Public Time Deposits	0.01%	0.5	0.5	0.46%	0.46%	314
Negotiable CDs	3.8%	260	260	0.30%	0.29%	326
Commercial Paper	6.4%	443	443	0.00%	0.16%	24
Medium Term Notes	10.3%	722	715	1.74%	0.43%	271
Money Market Funds	1.8%	125	125	0.03%	0.03%	1
Totals	100.0%	\$ 6,928	\$ 6,925	0.97%	0.73%	682

In the remainder of this report, we provide additional information and analytics at the security-level and portfolio-level, as recommended by the California Debt and Investment Advisory Commission.

Very truly yours,

José Cisneros
Treasurer

cc: Treasury Oversight Committee: Aimee Brown, Ronald Gerhard, Joe Grazioli, Charles Perl
Ben Rosenfield, Controller, Office of the Controller
Tonia Lediju, Internal Audit, Office of the Controller
Cynthia Fong, Deputy Director for Finance & Administration, San Francisco County Transportation Authority
Carol Lu, Budget Analyst
San Francisco Public Library

* Please see last page of this report for non-pooled funds holdings and statistics.

Portfolio Summary

Pooled Fund

As of April 30, 2014

<i>(in \$ million)</i>							
Security Type	Par Value	Book Value	Market Value	Market/Book Price	Current % Allocation	Max. Policy Allocation	Compliant?
U.S. Treasuries	\$ 685	\$ 686	\$ 689	100.42	9.95%	100%	Yes
Federal Agencies	4,568	4,584	4,586	100.05	66.22%	85%	Yes
State & Local Government							
Agency Obligations	105	107	106	98.75	1.53%	20%	Yes
Public Time Deposits	0.5	0.5	0.5	100.00	0.01%	100%	Yes
Negotiable CDs	260	260	260	100.03	3.76%	30%	Yes
Bankers Acceptances	-	-	-	-	0.00%	40%	Yes
Commercial Paper	443	443	443	100.01	6.40%	25%	Yes
Medium Term Notes	710	722	715	99.15	10.33%	15%	Yes
Repurchase Agreements	-	-	-	-	0.00%	100%	Yes
Reverse Repurchase/ Securities Lending Agreements	-	-	-	-	0.00%	\$75mm	Yes
Money Market Funds	125	125	125	100.00	1.81%	100%	Yes
LAIF	-	-	-	-	0.00%	\$50mm	Yes
TOTAL	\$ 6,896	\$ 6,928	\$ 6,925	99.97	100.00%	-	Yes

The City and County of San Francisco uses the following methodology to determine compliance: Compliance is pre-trade and calculated on both a par and market value basis, using the result with the lowest percentage of the overall portfolio value. Cash balances are included in the City's compliance calculations.

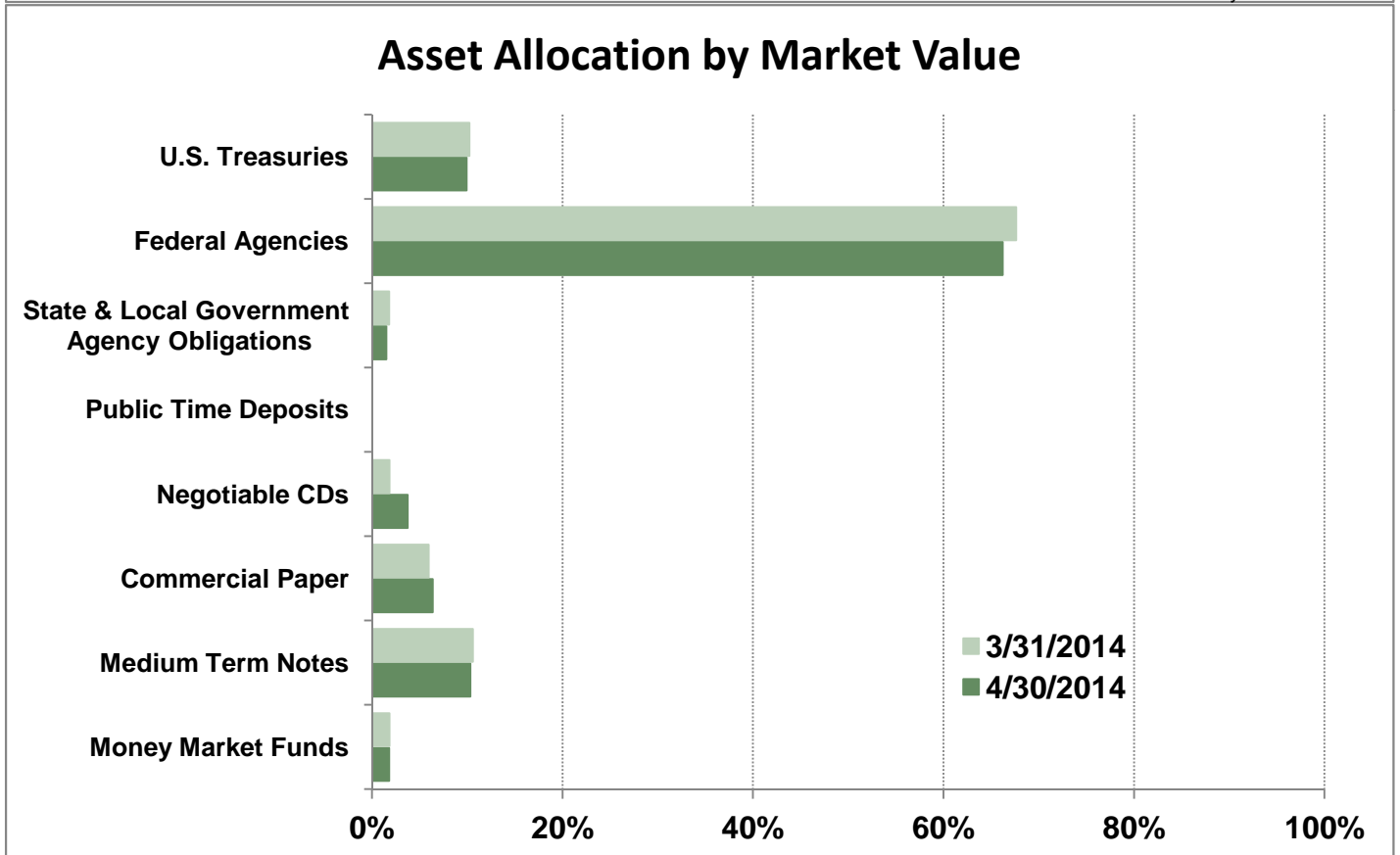
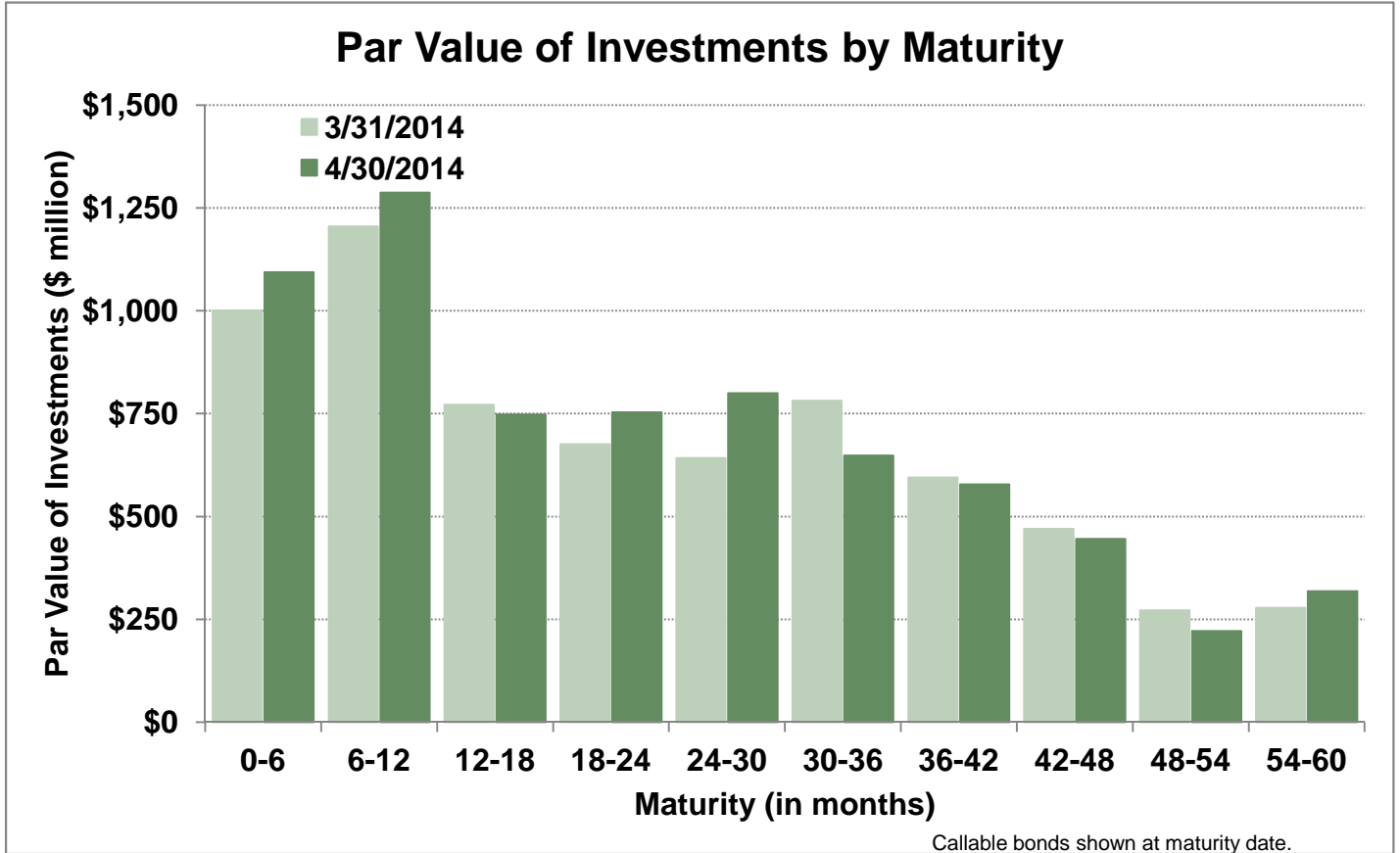
Please note the information in this report does not include cash balances. Due to fluctuations in the market value of the securities held in the Pooled Fund and changes in the City's cash position, the allocation limits may be exceeded on a post-trade compliance basis. In these instances, no compliance violation has occurred, as the policy limits were not exceeded prior to trade execution.

The full Investment Policy can be found at <http://www.sftreasurer.org/>, in the Reports & Plans section of the About menu.

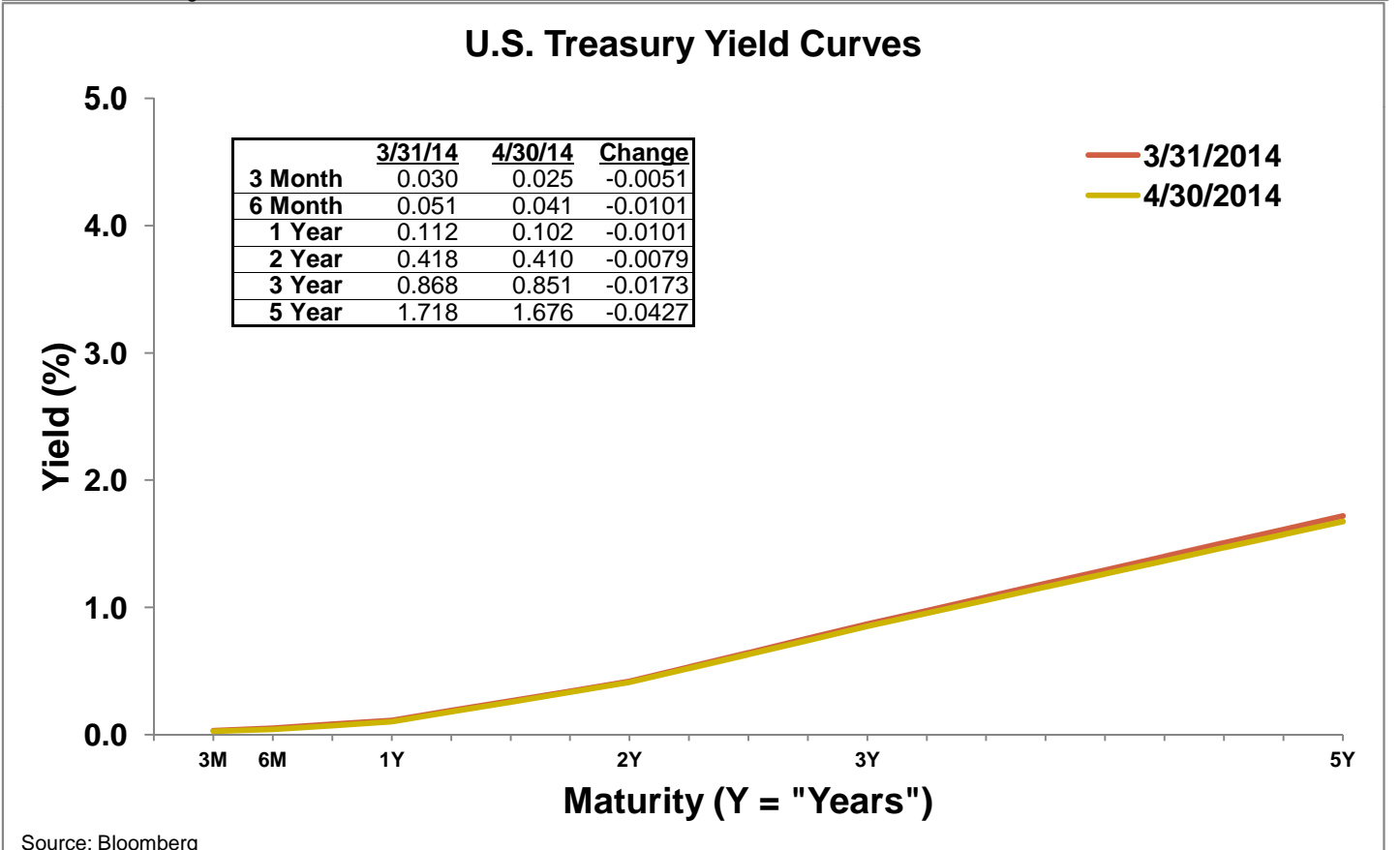
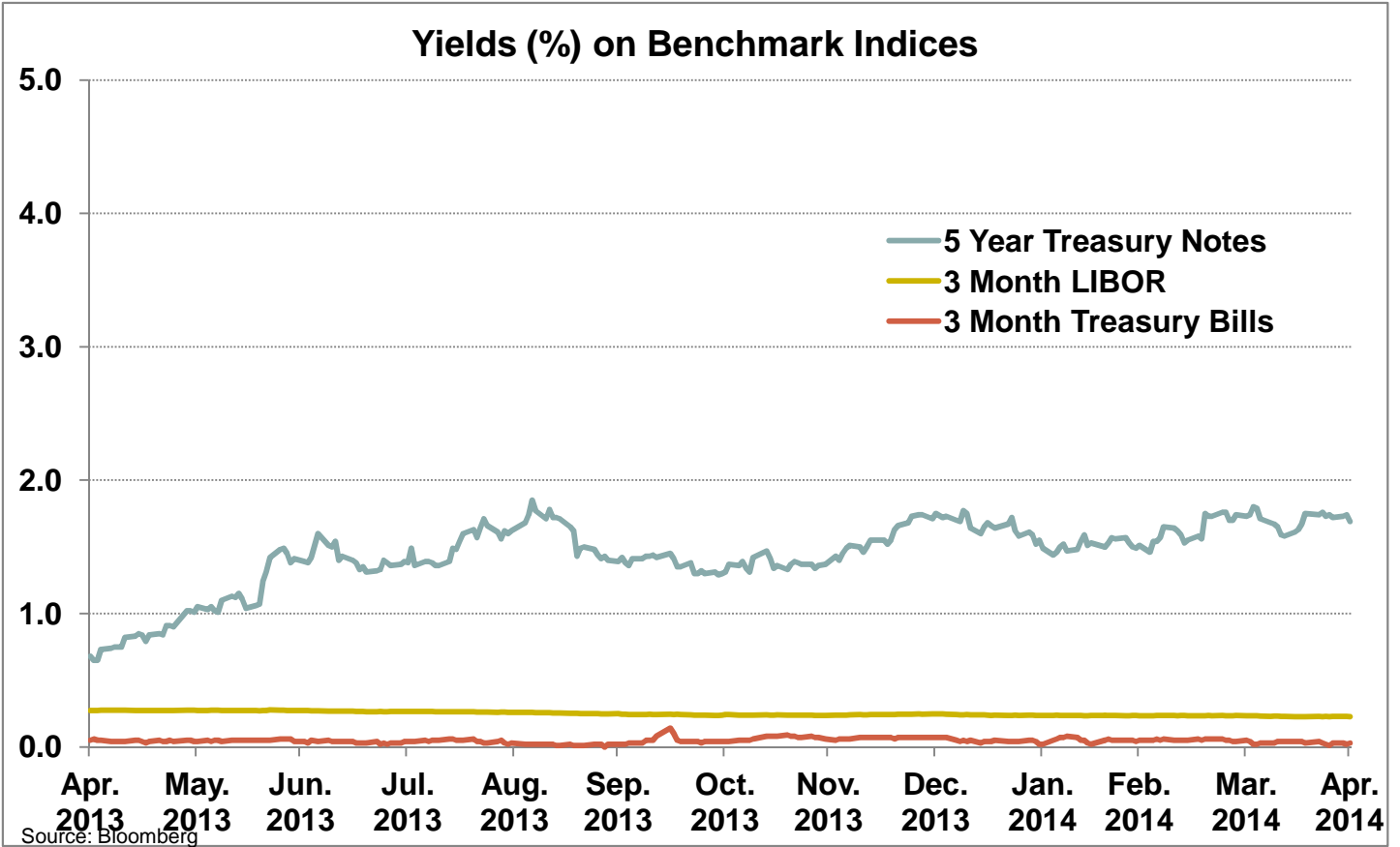
Totals may not add due to rounding.

Portfolio Analysis

Pooled Fund



Yield Curves



Investment Inventory

Pooled Fund

As of April 30, 2014

Type of Investment	CUSIP	Issue Name	Settle	Maturity	Duration	Coupon	Par Value	Book Value	Amortized	
			Date	Date					Book Value	Market Value
U.S. Treasuries	912828LC2	US TSY NT	6/1/11	7/31/14	0.25	2.63	\$ 25,000,000	\$ 26,382,813	\$ 25,108,855	\$ 25,161,000
U.S. Treasuries	912828MW7	US TSY NT	2/24/12	3/31/15	0.91	2.50	50,000,000	53,105,469	50,917,088	51,095,500
U.S. Treasuries	912828PE4	US TSY NT	12/23/11	10/31/15	1.49	1.25	25,000,000	25,609,375	25,237,172	25,380,750
U.S. Treasuries	912828PJ3	US TSY NT	12/16/10	11/30/15	1.56	1.38	50,000,000	49,519,531	49,846,569	50,888,500
U.S. Treasuries	912828PJ3	US TSY NT	12/16/10	11/30/15	1.56	1.38	50,000,000	49,519,531	49,846,569	50,888,500
U.S. Treasuries	912828PJ3	US TSY NT	12/23/10	11/30/15	1.56	1.38	50,000,000	48,539,063	49,531,657	50,888,500
U.S. Treasuries	912828RJ1	US TSY NT	10/11/11	9/30/16	2.39	1.00	75,000,000	74,830,078	74,917,378	75,703,500
U.S. Treasuries	912828RM4	US TSY NT	12/26/13	10/31/16	2.48	1.00	25,000,000	25,183,594	25,161,351	25,214,750
U.S. Treasuries	912828RX0	US TSY NT	2/25/14	12/31/16	2.63	0.88	25,000,000	25,179,348	25,170,253	25,093,750
U.S. Treasuries	912828SJ0	US TSY NT	3/14/12	2/28/17	2.80	0.88	100,000,000	99,695,313	99,826,133	100,188,000
U.S. Treasuries	912828SJ0	US TSY NT	3/21/12	2/28/17	2.80	0.88	25,000,000	24,599,609	24,770,635	25,047,000
U.S. Treasuries	912828SJ0	US TSY NT	3/21/12	2/28/17	2.80	0.88	25,000,000	24,599,609	24,770,635	25,047,000
U.S. Treasuries	912828SM3	US TSY NT	4/4/12	3/31/17	2.88	1.00	50,000,000	49,835,938	49,904,102	50,219,000
U.S. Treasuries	912828TM2	US TSY NT	9/17/12	8/31/17	3.30	0.63	60,000,000	59,807,813	59,870,600	59,161,200
U.S. Treasuries	912828UE8	US TSY NT	1/4/13	12/31/17	3.62	0.75	50,000,000	49,886,719	49,916,687	49,191,500
Subtotals					2.29	1.18	\$ 685,000,000	\$ 686,293,801	\$ 684,795,682	\$ 689,168,450
Federal Agencies	31315PHX0	FARMER MAC MTN	4/10/12	6/5/14	0.10	3.15	\$ 14,080,000	\$ 14,878,195	\$ 14,115,543	\$ 14,118,579
Federal Agencies	3133XWE70	FHLB TAP	5/15/12	6/13/14	0.12	2.50	48,000,000	50,088,480	48,118,320	48,097,440
Federal Agencies	3133724E1	FHLB	12/31/10	6/30/14	0.17	1.21	50,000,000	50,000,000	50,000,000	50,092,000
Federal Agencies	3137EACU1	FHLMC BONDS	6/2/11	7/30/14	0.25	1.00	75,000,000	74,946,000	74,995,789	75,172,500
Federal Agencies	3134G2UA8	FHLMC NT	12/1/11	8/20/14	0.31	1.00	28,000,000	28,247,744	28,027,693	28,076,440
Federal Agencies	31398A3G5	FNMA EX-CALL NT	4/4/12	9/8/14	0.36	1.50	13,200,000	13,515,216	13,246,199	13,265,736
Federal Agencies	31315PRZ4	FARMER MAC MTN	4/9/13	10/1/14	0.42	0.24	18,000,000	17,996,400	17,998,980	18,007,200
Federal Agencies	3136FTRF8	FNMA FLT QTR FF+39	12/12/11	11/21/14	0.06	0.48	26,500,000	26,523,585	26,504,476	26,553,000
Federal Agencies	31331J4S9	FFCB	12/16/10	12/8/14	0.60	1.40	24,000,000	23,988,000	23,988,175	24,179,040
Federal Agencies	31331J4S9	FFCB	12/8/10	12/8/14	0.60	1.40	19,000,000	18,956,680	18,993,447	19,141,740
Federal Agencies	313371W51	FHLB	12/8/10	12/12/14	0.61	1.25	75,000,000	74,391,000	74,906,468	75,519,750
Federal Agencies	3133XVNU1	FHLB	11/23/10	12/12/14	0.61	2.75	25,400,000	26,848,308	25,620,182	25,807,670
Federal Agencies	3133XVNU1	FHLB	11/23/10	12/12/14	0.61	2.75	2,915,000	3,079,668	2,940,034	2,961,786
Federal Agencies	3133XVNU1	FHLB	12/8/10	12/12/14	0.61	2.75	50,000,000	52,674,000	50,410,683	50,802,500
Federal Agencies	313371W93	FHLB	12/15/10	12/15/14	0.62	1.34	75,000,000	75,000,000	75,000,000	75,571,500
Federal Agencies	3136FTVN6	FNMA FLT QTR FF+35	12/15/11	12/15/14	0.04	0.44	75,000,000	75,000,000	75,000,000	75,148,500
Federal Agencies	31331J6Q1	FFCB	12/29/10	12/29/14	0.66	1.72	27,175,000	27,157,065	27,172,029	27,448,381
Federal Agencies	31331J6Q1	FFCB	12/29/10	12/29/14	0.66	1.72	65,000,000	64,989,600	64,998,277	65,653,900
Federal Agencies	3130A0FX3	FHLB	12/13/13	2/18/15	0.80	0.21	50,000,000	49,992,000	49,994,574	50,031,000
Federal Agencies	3133EAQ35	FFCB FLT NT FF+14	9/4/12	3/4/15	0.01	0.23	100,000,000	99,924,300	99,974,490	100,088,000
Federal Agencies	3135G0HG1	FNMA GLOBAL	1/13/14	3/16/15	0.88	0.38	9,399,000	9,418,089	9,413,261	9,419,490
Federal Agencies	3133EAJP4	FFCB FLT NT 1ML+1.5	4/30/12	4/27/15	0.07	0.17	50,000,000	49,992,600	49,997,554	50,030,000
Federal Agencies	31315PWJ4	FARMER MAC FLT NT FF+26	5/3/12	5/1/15	0.01	0.36	50,000,000	50,000,000	50,000,000	50,108,500
Federal Agencies	3133EAQC5	FFCB FLT NT 1ML+1	6/8/12	5/14/15	0.04	0.16	50,000,000	49,985,500	49,994,878	50,026,000
Federal Agencies	3133EDC67	FFCB	12/19/13	6/18/15	1.13	0.25	50,000,000	49,992,847	49,994,674	50,011,500
Federal Agencies	3133EAVE5	FFCB FLT NT 1ML+2	12/5/12	6/22/15	0.06	0.17	50,000,000	49,987,300	49,994,299	50,033,000
Federal Agencies	31315PDZ9	FAMCA	11/22/13	7/22/15	1.21	2.38	15,000,000	15,511,350	15,376,563	15,385,500
Federal Agencies	3133ECVW1	FFCB FLT NT T-BILL+14	8/5/13	8/5/15	0.01	0.16	62,500,000	62,487,500	62,492,106	62,530,625
Federal Agencies	313383V81	FHLB	12/12/13	8/28/15	1.33	0.38	9,000,000	9,014,130	9,010,960	9,025,650
Federal Agencies	3137EACM9	FHLMC BONDS	12/15/10	9/10/15	1.35	1.75	50,000,000	49,050,000	49,727,081	51,039,500
Federal Agencies	313370JB5	FHLB	12/15/10	9/11/15	1.35	1.75	75,000,000	73,587,000	74,593,487	76,546,500
Federal Agencies	31315PGT0	FARMER MAC	9/15/10	9/15/15	1.36	2.13	45,000,000	44,914,950	44,976,618	46,089,000

Investment Inventory

Pooled Fund

Type of Investment	CUSIP	Issue Name	Settle	Maturity	Duration	Coupon	Par Value	Book Value	Amortized	
			Date	Date					Book Value	Market Value
Federal Agencies	3133ECZG2	FFCB	12/10/13	9/16/15	1.37	0.55	52,047,000	52,256,229	52,210,166	52,211,989
Federal Agencies	3133ECJB1	FFCB FLT NT QTR TBILL+16	4/16/13	9/18/15	0.05	0.18	50,000,000	50,000,000	50,000,000	50,037,500
Federal Agencies	3133ECJB1	FFCB FLT NT QTR T-BILL+16	4/24/13	9/18/15	0.05	0.18	16,200,000	16,198,073	16,198,890	16,212,150
Federal Agencies	31398A3T7	FNMA NT EX-CALL	10/14/11	9/21/15	1.38	2.00	25,000,000	25,881,000	25,311,229	25,625,250
Federal Agencies	3133EAJF6	FFCB FLT NT 1ML+2.5	11/30/12	9/22/15	0.06	0.18	27,953,000	27,941,120	27,947,106	27,973,126
Federal Agencies	31398A4M1	FNMA	12/15/10	10/26/15	1.48	1.63	25,000,000	24,317,500	24,791,330	25,517,500
Federal Agencies	31398A4M1	FNMA	12/23/10	10/26/15	1.48	1.63	42,000,000	40,924,380	41,669,648	42,869,400
Federal Agencies	3136G1LX5	FNMA NT CALL	5/15/13	11/13/15	1.53	0.32	24,610,000	24,610,000	24,610,000	24,607,047
Federal Agencies	31331J2S1	FFCB	12/15/10	11/16/15	1.52	1.50	25,000,000	24,186,981	24,744,829	25,436,000
Federal Agencies	3133ECLZ5	FFCB FLT NT MONTHLY 1ML+0	5/8/13	11/19/15	0.05	0.15	25,000,000	24,997,000	24,998,161	25,007,750
Federal Agencies	3133835R8	FHLB CALL NT	1/31/14	12/4/15	1.59	0.34	13,565,000	13,565,520	13,566,428	13,567,849
Federal Agencies	313371ZY5	FHLB	12/3/10	12/11/15	1.59	1.88	25,000,000	24,982,000	24,994,219	25,633,500
Federal Agencies	313371ZY5	FHLB	12/14/10	12/11/15	1.59	1.88	50,000,000	49,871,500	49,958,482	51,267,000
Federal Agencies	3133ED5A6	FFCB FLT	12/12/13	1/20/16	0.05	0.15	50,000,000	50,000,000	50,000,000	50,014,000
Federal Agencies	31315P3B3	FARMER MAC MTN	1/27/14	1/25/16	1.73	0.42	30,000,000	30,000,000	30,000,000	30,011,400
Federal Agencies	313375RN9	FHLB NT	4/13/12	3/11/16	1.85	1.00	22,200,000	22,357,620	22,275,057	22,449,972
Federal Agencies	3133XXP43	FHLB	12/12/13	3/11/16	1.82	3.13	14,000,000	14,848,400	14,703,551	14,719,880
Federal Agencies	3133EAJU3	FFCB NT	4/12/12	3/28/16	1.90	1.05	25,000,000	25,220,750	25,106,406	25,272,500
Federal Agencies	3135G0VA8	FNMA	12/13/13	3/30/16	1.91	0.50	25,000,000	25,022,250	25,018,559	25,030,500
Federal Agencies	31315PTF6	FAMCA FLT MTN 1ML+0	4/1/13	4/1/16	0.00	0.15	50,000,000	50,000,000	50,000,000	50,011,000
Federal Agencies	313379Z21	FHLB NT	4/18/12	4/18/16	1.96	0.81	20,000,000	19,992,200	19,996,167	20,142,000
Federal Agencies	3133ECWT7	FFCB	11/20/13	5/9/16	2.01	0.65	22,650,000	22,750,988	22,733,639	22,728,143
Federal Agencies	3135G0RZ8	FNMA CALL NT	11/30/12	5/26/16	2.06	0.55	22,540,000	22,540,000	22,540,000	22,547,213
Federal Agencies	3133EDB35	FFCB FLT NT 1ML+3	1/15/14	6/2/16	0.01	0.18	50,000,000	49,991,681	49,992,696	50,036,500
Federal Agencies	31315PB73	FAMCA NT	2/9/12	6/9/16	2.09	0.90	10,000,000	10,000,000	10,000,000	10,101,000
Federal Agencies	313771AA5	FHLB SUB NT	5/20/13	6/13/16	2.00	5.63	16,925,000	19,472,890	18,685,774	18,705,679
Federal Agencies	313771AA5	FHLB SUB NT	5/30/13	6/13/16	2.00	5.63	14,195,000	16,259,095	15,634,288	15,688,456
Federal Agencies	3133EDDP4	FFCB NT	2/11/14	6/17/16	2.12	0.52	50,000,000	50,079,333	50,073,618	49,989,500
Federal Agencies	3130A1BK3	FHLB CALL NT	3/24/14	6/24/16	2.14	0.50	25,000,000	25,000,000	25,000,000	24,991,500
Federal Agencies	3135G0XP3	FNMA GLOBAL NT	3/25/14	7/5/16	2.17	0.38	50,000,000	49,794,767	49,805,733	49,897,500
Federal Agencies	31315PA25	FAMCA NT	7/27/11	7/27/16	2.19	2.00	15,000,000	14,934,750	14,970,786	15,508,950
Federal Agencies	31315PA25	FAMCA MTN	3/26/13	7/27/16	2.19	2.00	14,100,000	14,735,205	14,526,249	14,578,413
Federal Agencies	31315PA25	FAMCA MTN	3/26/13	7/27/16	2.19	2.00	11,900,000	12,440,498	12,262,697	12,303,767
Federal Agencies	31315PA25	FAMCA MTN	3/26/14	7/27/16	2.19	2.00	20,000,000	20,708,906	20,681,786	20,678,600
Federal Agencies	3134G4E1	FHLMC CALL NT	1/9/14	8/8/16	2.25	0.85	40,220,000	40,300,440	40,257,742	40,277,112
Federal Agencies	3135G0YE7	FNMA GLOBAL NT	3/17/14	8/26/16	2.31	0.63	50,000,000	50,142,994	50,136,707	49,969,000
Federal Agencies	3135G0YE7	FNMA GLOBAL NT	3/25/14	8/26/16	2.31	0.63	50,000,000	49,952,024	49,955,082	49,969,000
Federal Agencies	31315PQB8	FAMCA NT	10/29/13	9/1/16	2.30	1.50	7,000,000	7,156,240	7,128,544	7,129,500
Federal Agencies	313370TW8	FHLB BD	10/11/11	9/9/16	2.31	2.00	25,000,000	25,727,400	25,349,314	25,846,750
Federal Agencies	3133EDH21	FFCB FLT NT 1ML+2	3/14/14	9/14/16	0.04	0.17	50,000,000	49,993,612	49,993,947	50,013,500
Federal Agencies	3134G4XW3	FHLMC CALL MTN	3/26/14	9/26/16	2.39	0.60	25,000,000	25,000,000	25,000,000	24,976,500
Federal Agencies	3134G3P38	FHLMC NT CALL	12/14/12	10/5/16	2.41	0.75	75,000,000	75,071,250	75,008,154	74,983,500
Federal Agencies	3133EDJA1	FFCB FLT NT 1ML+2	4/11/14	10/11/16	0.03	0.17	25,000,000	24,993,750	24,993,887	25,004,500
Federal Agencies	3137EDH55	FHLMC GLOBAL NT	3/3/14	10/14/16	2.43	0.88	25,000,000	25,200,250	25,187,891	25,123,250
Federal Agencies	3134G4HK7	FHLMC CALL STEP NT	10/24/13	10/24/16	2.47	0.50	25,000,000	25,000,000	25,000,000	25,021,250
Federal Agencies	3136G1WP0	FNMA CALL NT	11/4/13	11/4/16	2.46	1.50	18,000,000	18,350,460	18,265,005	18,283,680
Federal Agencies	313381GA7	FHLB NT	11/30/12	11/30/16	2.56	0.57	23,100,000	23,104,389	23,102,836	23,026,542
Federal Agencies	3130A12F4	FHLB CALL NT	3/19/14	12/19/16	2.61	0.70	20,500,000	20,498,950	20,497,038	20,467,610
Federal Agencies	313381KR5	FHLB NT CALL	12/28/12	12/28/16	2.64	0.63	13,500,000	13,500,000	13,500,000	13,458,015
Federal Agencies	313381KR5	FHLB NT CALL	12/28/12	12/28/16	2.64	0.63	9,000,000	9,000,000	9,000,000	8,972,010

Investment Inventory

Pooled Fund

Type of Investment	CUSIP	Issue Name	Settle	Maturity	Duration	Coupon	Par Value	Book Value	Amortized	
			Date	Date					Book Value	Market Value
Federal Agencies	3134G33C2	FHLMC NT	1/3/13	1/3/17	2.65	0.60	50,000,000	50,000,000	50,000,000	49,816,000
Federal Agencies	3133ECB37	FFCB NT	12/20/12	1/12/17	2.68	0.58	14,000,000	14,000,000	14,000,000	13,904,660
Federal Agencies	31315PWW5	FARMER MAC MTN	5/4/12	1/17/17	2.68	1.01	49,500,000	49,475,250	49,485,717	49,721,265
Federal Agencies	3133786Q9	FHLB NT	1/10/13	2/13/17	2.75	1.00	67,780,000	68,546,456	68,302,421	68,011,130
Federal Agencies	3133EDFW7	FFCB FLT NT 1ML+5.5	2/27/14	2/27/17	0.07	0.21	50,000,000	50,000,000	50,000,000	50,033,000
Federal Agencies	3134G4XM5	FHLMC CALL MTN	3/28/14	3/28/17	2.88	0.78	25,000,000	25,000,000	25,000,000	24,897,500
Federal Agencies	3136G1ZB8	FNMA CALL NT	3/28/14	3/28/17	2.88	0.88	25,000,000	25,000,000	25,000,000	24,965,500
Federal Agencies	31315PTQ2	FARMER MAC MTN	4/10/12	4/10/17	2.90	1.26	12,500,000	12,439,250	12,464,235	12,563,750
Federal Agencies	3133ECLL6	FFCB NT	4/17/13	4/17/17	2.94	0.60	10,000,000	10,000,000	10,000,000	9,894,800
Federal Agencies	31315PUQ0	FARMER MAC MTN	4/26/12	4/26/17	2.95	1.13	10,500,000	10,500,000	10,500,000	10,526,250
Federal Agencies	3133794Y2	FHLB FIX-TO-FLOAT CALL NT	5/9/12	5/9/17	0.00	0.50	25,000,000	25,000,000	25,000,000	24,999,250
Federal Agencies	3137EADF3	FHLMC NT	5/14/12	5/12/17	2.97	1.25	25,000,000	25,133,000	25,080,719	25,248,750
Federal Agencies	3136G0GW5	FNMA STEP NT CALL	6/11/12	5/23/17	3.02	0.85	50,000,000	50,290,500	50,008,989	50,017,000
Federal Agencies	31315PZQ5	FARMER MAC MTN	12/28/12	6/5/17	3.04	1.11	9,000,000	9,122,130	9,085,265	8,987,400
Federal Agencies	3133EAUW6	FFCB FLT NT FF+22	6/19/12	6/19/17	0.05	0.31	50,000,000	50,000,000	50,000,000	50,022,500
Federal Agencies	3137EADH9	FHLMC GLOBAL NT	3/25/14	6/29/17	3.11	1.00	25,000,000	24,980,347	24,982,811	25,006,250
Federal Agencies	3133ECV92	FFCB FLT NT 1ML+4	7/24/13	7/24/17	0.07	0.19	50,000,000	50,000,000	50,000,000	49,990,000
Federal Agencies	3134G3ZH6	FHLMC CALL MTN	4/15/14	7/25/17	3.18	1.00	19,000,000	19,037,472	19,037,536	18,987,080
Federal Agencies	3133ECV66	FFCB FLT NT 3ML+0	8/5/13	7/26/17	0.07	0.23	23,520,000	23,520,000	23,520,000	23,499,715
Federal Agencies	3136G0B59	FNMA STEP NT	9/20/12	9/20/17	3.35	0.70	64,750,000	64,750,000	64,750,000	64,692,373
Federal Agencies	3136G0D81	FNMA STEP NT	9/27/12	9/27/17	3.37	0.72	100,000,000	100,000,000	100,000,000	99,907,000
Federal Agencies	3137EADL0	FHLMC GLOBAL NT	3/25/14	9/29/17	3.36	1.00	25,000,000	24,808,175	24,813,703	24,897,250
Federal Agencies	3136G0Q20	FNMA CALL STEP NT	3/13/14	10/17/17	3.43	0.75	49,090,000	49,080,182	49,080,548	48,976,602
Federal Agencies	3136G0Y39	FNMA STEP NT	11/8/12	11/8/17	3.48	0.70	50,000,000	50,000,000	50,000,000	49,581,500
Federal Agencies	3134G44F2	FHLMC CALL MTN	5/21/13	11/21/17	3.50	0.80	50,000,000	50,000,000	50,000,000	49,122,500
Federal Agencies	3134G32W9	FHLMC MTN CALL	12/26/12	12/26/17	3.57	1.25	33,600,000	33,991,272	33,640,057	33,568,080
Federal Agencies	3134G32W9	FHLMC MTN CALL	12/26/12	12/26/17	3.57	1.25	50,000,000	50,605,000	50,061,938	49,952,500
Federal Agencies	3136G13Q0	FNMA STEP NT	12/26/12	12/26/17	3.60	0.75	29,000,000	29,000,000	29,000,000	28,899,080
Federal Agencies	3136G13T4	FNMA STEP NT	12/26/12	12/26/17	3.60	0.75	39,000,000	39,000,000	39,000,000	38,810,070
Federal Agencies	3134G32M1	FHLMC CALL NT	12/28/12	12/28/17	3.59	1.00	50,000,000	50,000,000	50,000,000	49,225,000
Federal Agencies	3135G0UN1	FNMA GLOBAL NT CALL	2/26/14	2/28/18	3.75	1.15	19,000,000	18,877,450	18,882,811	18,876,310
Federal Agencies	3135G0UN1	FNMA GLOBAL NT CALL	2/26/14	2/28/18	3.75	1.15	8,770,000	8,713,434	8,715,908	8,712,907
Federal Agencies	3136G1KN8	FNMA NT CALL	4/24/13	4/24/18	3.88	1.50	50,000,000	50,903,000	50,442,841	49,929,500
Federal Agencies	3136G1K81	FNMA NT STEP	4/30/13	4/30/18	3.95	0.75	12,600,000	12,600,000	12,600,000	12,475,764
Federal Agencies	31315PZM4	FARMER MAC STEP NT	5/3/13	5/3/18	3.95	0.70	24,600,000	24,600,000	24,600,000	24,480,198
Federal Agencies	313382XK4	FHLB STEP NT	5/7/13	5/7/18	3.98	0.75	25,000,000	25,000,000	25,000,000	24,822,750
Federal Agencies	3133ECPB4	FFCB NT	5/23/13	5/14/18	3.96	0.88	10,000,000	9,934,600	9,946,946	9,776,100
Federal Agencies	3135G0WJ8	FNMA NT	5/23/13	5/21/18	3.98	0.88	25,000,000	24,786,500	24,826,648	24,407,750
Federal Agencies	3133834P3	FHLB STEP NT	5/22/13	5/22/18	4.02	0.50	50,000,000	50,000,000	50,000,000	49,424,500
Federal Agencies	3134G52D6	FHLMC CALL MTN	4/17/14	7/17/18	4.07	1.64	25,000,000	25,000,000	25,000,000	25,053,000
Federal Agencies	3135G0YM9	FNMA GLOBAL NT	3/25/14	9/18/18	4.22	1.88	50,000,000	50,421,579	50,412,468	50,541,000
Federal Agencies	3136G1XY0	FNMA CALL	11/27/13	11/27/18	4.33	2.25	25,000,000	25,327,000	25,141,341	25,167,500
Federal Agencies	3134G4LZ9	FHLMC CALL STEP	12/10/13	12/10/18	4.51	0.88	50,000,000	50,000,000	50,000,000	50,200,000
Federal Agencies	3134G4MB1	FHLMC CALL MULTI-STEP	12/18/13	12/18/18	4.47	1.50	25,000,000	25,000,000	25,000,000	25,031,750
Federal Agencies	3134G4S74	FHLMC CALL NT	1/16/14	1/16/19	4.49	2.00	17,800,000	17,800,000	17,800,000	17,855,358
Federal Agencies	3130A0JC5	FHLB STEP NT	1/17/14	1/17/19	4.60	1.00	55,660,000	55,660,000	55,660,000	55,648,311
Federal Agencies	3130A1AC2	FHLB CALL NT	3/27/14	3/27/19	4.71	1.85	5,000,000	4,982,500	4,982,835	4,981,550

Investment Inventory

Pooled Fund

Type of Investment	CUSIP	Issue Name	Settle	Maturity	Duration	Coupon	Par Value	Book Value	Amortized	
			Date	Date					Book Value	Market Value
Federal Agencies	3130A1B98	FHLB STEP CALL NT	3/27/14	3/27/19	4.79	1.00	75,000,000	75,000,000	75,000,000	74,984,250
Federal Agencies	31315PQ69	FARMER MAC FLT CALL NT 3ML+15	4/3/14	4/3/19	0.01	0.38	50,000,000	50,000,000	50,000,000	50,026,500
Federal Agencies	3130A1H68	FHLB STEP CALL NT	4/17/14	4/17/19	4.84	1.15	15,000,000	14,996,250	14,996,279	14,969,100
Subtotals					1.82	0.96	\$ 4,568,044,000	\$ 4,583,890,249	\$ 4,575,793,496	\$ 4,585,961,032
State/Local Agencies	13063CEA4	CALIFORNIA ST RAN	8/22/13	5/28/14	0.08	2.00	\$ 27,000,000	\$ 27,368,820	\$ 27,035,692	\$ 27,038,340
State/Local Agencies	612574DP5	MONTEREY COMM COLLEGE GO	5/7/13	8/1/14	0.26	0.43	310,000	310,000	310,000	310,149
State/Local Agencies	62451FFC9	WHISMAN SCHOOL DIST MTN VIEW	7/24/12	8/1/14	0.26	0.75	1,125,000	1,125,000	1,125,000	1,124,786
State/Local Agencies	64966DPC7	NEW YORK CITY GO	6/7/12	11/1/14	0.49	4.75	8,000,000	8,774,720	8,162,541	8,173,360
State/Local Agencies	13063BN65	CALIFORNIA ST TAXABLE GO BD	3/27/13	2/1/15	0.75	0.85	10,000,000	10,038,000	10,015,515	10,016,900
State/Local Agencies	649791JS0	NEW YORK ST TAXABLE GO	3/21/13	3/1/15	0.84	0.39	4,620,000	4,619,076	4,619,604	4,621,155
State/Local Agencies	91412GPW9	UNIV OF CALIFORNIA REVENUE BC	3/14/13	5/15/15	1.04	0.39	5,000,000	5,000,000	5,000,000	5,001,150
State/Local Agencies	612574DQ3	MONTEREY COMM COLLEGE GO	5/7/13	8/1/15	1.25	0.63	315,000	315,000	315,000	315,602
State/Local Agencies	64966GXS6	NEW YORK CITY TAXABLE GO	4/1/13	12/1/15	1.52	5.13	12,255,000	13,700,477	13,114,272	13,117,752
State/Local Agencies	13063BN73	CALIFORNIA ST TAXABLE GO BD	3/27/13	2/1/16	1.74	1.05	11,000,000	11,037,180	11,022,894	11,064,460
State/Local Agencies	91412GUT0	UNIV OF CALIFORNIA REVENUE	4/10/14	5/15/16	2.03	0.63	2,500,000	2,500,000	2,500,000	2,498,000
State/Local Agencies	612574DR1	MONTEREY COMM COLLEGE GO	5/7/13	8/1/16	2.23	0.98	2,670,000	2,670,000	2,670,000	2,681,615
State/Local Agencies	91412GUU7	UNIV OF CALIFORNIA REVENUE BD	4/10/14	5/15/17	2.98	1.22	3,250,000	3,250,000	3,250,000	3,250,488
State/Local Agencies	13063CFC9	CALIFORNIA ST GO BD	11/5/13	11/1/17	3.38	1.75	16,500,000	16,558,905	16,551,749	16,715,655
Subtotals					1.32	2.10	\$ 104,545,000	\$ 107,267,178	\$ 105,692,268	\$ 105,929,411
Public Time Deposits		TRANS PACIFIC NATIONAL BANK P	2/7/14	2/7/15	0.77	0.46	\$ 240,000	\$ 240,000	\$ 240,000	\$ 240,000
Public Time Deposits		BANK OF SAN FRANCISCO PTD	4/9/14	4/9/15	0.94	0.45	240,000	240,000	240,000	240,000
Subtotals					0.85	0.46	\$ 480,000	\$ 480,000	\$ 480,000	\$ 480,000
Negotiable CDs	78009NNK8	RBC FLT YCD 1ML+11	6/24/13	6/24/14	0.07	0.26	\$ 25,000,000	\$ 25,000,000	\$ 25,000,000	\$ 25,007,726
Negotiable CDs	06366BNF3	BANK OF MONTREAL YCD	4/2/14	7/1/14	0.17	0.16	50,000,000	50,000,000	50,000,000	50,008,610
Negotiable CDs	06417HFD3	BANK OF NOVA SCOTIA YCD	3/24/14	8/14/14	0.29	0.22	25,000,000	25,008,778	25,007,988	25,006,618
Negotiable CDs	96121TTS7	WESTPAC FLT YCD 1ML+9	1/23/14	8/28/14	0.08	0.23	25,000,000	25,009,250	25,005,073	25,008,481
Negotiable CDs	06417FB58	BANK OF NOVA SCOTIA YCD 3ML+1	7/17/13	1/20/15	0.05	0.41	50,000,000	50,000,000	50,000,000	50,064,830
Negotiable CDs	06417HHL3	BANK OF NOVA SCOTIA FLT 3ML+2	4/3/14	3/22/16	0.06	0.46	10,000,000	10,001,189	10,001,178	10,000,290
Negotiable CDs	96121TWJ3	WESTPAC FLT YCD 3ML+15	4/24/14	4/25/16	0.07	0.38	25,000,000	25,000,000	25,000,000	25,000,000
Negotiable CDs	96121TWK0	WESTPAC FLT YCD 1ML+22	4/24/14	4/25/16	0.07	0.37	50,000,000	50,000,000	50,000,000	50,000,000
Subtotals					0.11	0.30	\$ 260,000,000	\$ 260,019,217	\$ 260,014,239	\$ 260,096,555
Commercial Paper	06538CEE7	BANK OF TOKYO MITSUBISHI UFJ C	4/14/14	5/14/14	0.04	0.00	\$ 200,000,000	\$ 199,971,667	\$ 199,971,667	\$ 199,990,611
Commercial Paper	06538CET4	BANK OF TOKYO MITSUBISHI UFJ C	4/25/14	5/27/14	0.07	0.00	200,000,000	199,969,778	199,969,778	199,981,222
Commercial Paper	59157UFW5	METLIFE SHORT TERM FUNDING C	4/14/14	6/30/14	0.17	0.00	43,000,000	42,989,883	42,989,883	42,987,817
Subtotals					0.07	0.00	\$ 443,000,000	\$ 442,931,328	\$ 442,931,328	\$ 442,959,650
Medium Term Notes	854403AA0	STANFORD UNIVERSITY MTN	4/26/13	5/1/14	0.00	3.63	\$ 6,500,000	\$ 6,720,350	\$ 6,500,000	\$ 6,500,000
Medium Term Notes	854403AA0	STANFORD UNIVERSITY MTN	4/26/13	5/1/14	0.00	3.63	5,000,000	5,169,500	5,000,000	5,000,000
Medium Term Notes	46623EJH3	JP MORGAN CHASE FLT MTN 3ML+	5/2/13	5/2/14	0.01	0.92	27,475,000	27,669,221	27,475,532	27,475,000
Medium Term Notes	46623EJH3	JP MORGAN CHASE FLT MTN	8/2/13	5/2/14	0.01	0.92	20,000,000	20,106,250	20,000,389	20,000,000
Medium Term Notes	459200GW5	IBM MTN	4/29/14	5/12/14	0.03	1.25	1,500,000	1,509,298	1,509,206	1,500,300
Medium Term Notes	594918AB0	MICROSOFT MTN	4/7/14	6/1/14	0.09	2.95	2,500,000	2,536,488	2,531,829	2,505,875
Medium Term Notes	36962GX41	GE CAPITAL CORP MTN	4/9/13	6/9/14	0.11	5.65	25,000,000	26,515,000	25,138,697	25,125,250
Medium Term Notes	59217EBW3	MET LIFE GLOBAL FUNDING MTN	11/13/12	6/10/14	0.11	5.13	10,000,000	10,725,948	10,050,589	10,047,100

Investment Inventory

Pooled Fund

Type of Investment	CUSIP	Issue Name	Settle	Maturity	Duration	Coupon	Par Value	Book Value	Amortized	
			Date	Date					Book Value	Market Value
Medium Term Notes	64952WBL6	NEW YORK LIFE MTN 3ML+0	3/27/13	7/30/14	0.08	0.22	3,000,000	3,000,630	3,000,116	3,000,660
Medium Term Notes	78008TXA7	RBC MTN	11/1/13	10/30/14	0.50	1.45	10,000,000	10,117,152	10,058,737	10,052,000
Medium Term Notes	459200GZ8	IBM MTN	11/5/13	10/31/14	0.50	0.88	31,814,000	32,008,702	31,912,973	31,909,124
Medium Term Notes	36962G4G6	GE CAPITAL CORP MTN	8/7/13	11/14/14	0.53	3.75	2,920,000	3,039,340	2,970,668	2,973,874
Medium Term Notes	07385TAJ5	JP MORGAN CHASE MTN	12/18/13	11/15/14	0.53	5.70	11,500,000	12,099,438	11,881,748	11,822,000
Medium Term Notes	07385TAJ5	JP MORGAN CHASE MTN	12/19/13	11/15/14	0.53	5.70	25,654,000	26,991,172	26,509,371	26,372,312
Medium Term Notes	89233P7B6	TOYOTA MTN 3ML+17	1/28/13	12/5/14	0.01	0.41	10,000,000	10,004,700	10,001,516	10,007,700
Medium Term Notes	36962G5M2	GE CAPITAL CORP MTN	7/12/13	1/9/15	0.69	2.15	87,824,000	89,617,366	88,654,992	88,956,930
Medium Term Notes	36962G5M2	GE CAPITAL CORP MTN	8/7/13	1/9/15	0.69	2.15	4,820,000	4,926,667	4,871,897	4,882,178
Medium Term Notes	36962G5M2	GE MTN	12/16/13	1/9/15	0.69	2.15	27,743,000	28,291,202	28,099,542	28,100,885
Medium Term Notes	36962G6T6	GE FLT NT 3ML+38	1/10/13	1/9/15	0.03	0.61	25,000,000	25,000,000	25,000,000	25,068,250
Medium Term Notes	46625HHP8	JP MORGAN CHASE MTN	2/18/14	1/20/15	0.71	3.70	16,935,000	17,479,931	17,373,603	17,324,336
Medium Term Notes	46625HHP8	JP MORGAN CHASE MTN	3/17/14	1/20/15	0.71	3.70	22,580,000	23,322,393	23,233,542	23,099,114
Medium Term Notes	78008SVS2	RBC MTN FIX-TO-FLT	1/22/13	1/22/15	0.73	0.33	100,000,000	100,000,000	100,000,000	99,766,000
Medium Term Notes	89233P7H3	TOYOTA MTN 3ML+17	1/23/13	1/23/15	0.07	0.40	35,000,000	35,000,000	35,000,000	35,040,600
Medium Term Notes	89233P7L4	TOYOTA MTN FIX-TO-FLOAT	2/4/13	2/4/15	0.76	0.21	25,000,000	25,000,000	25,000,000	24,820,000
Medium Term Notes	717081DA8	PFIZER MTN	12/9/13	3/15/15	0.86	5.35	3,000,000	3,185,850	3,128,200	3,122,430
Medium Term Notes	89236TAG0	TOYOTA MOTOR CREDIT CORP 3M	4/12/13	4/8/15	0.02	0.38	50,000,000	50,000,000	50,000,000	50,042,000
Medium Term Notes	459200HD6	IBM MTN	12/19/13	5/11/15	1.03	0.75	5,425,000	5,465,154	5,455,766	5,449,304
Medium Term Notes	36962G5Z3	GE CAPITAL CORP MTN	8/19/13	7/2/15	1.16	1.63	5,000,000	5,075,250	5,047,114	5,066,750
Medium Term Notes	36962G4M3	GE CORP MTN FLT	11/25/13	7/9/15	0.03	0.98	8,565,000	8,624,955	8,609,028	8,587,869
Medium Term Notes	89233P6J0	TOYOTA MTN	11/15/13	7/17/15	1.21	0.88	10,000,000	10,072,000	10,052,256	10,042,600
Medium Term Notes	89233P6J0	TOYOTA MTN	3/4/14	7/17/15	1.21	0.88	6,100,000	6,154,853	6,149,299	6,125,986
Medium Term Notes	594918AG9	MICROSOFT MTN	10/30/13	9/25/15	1.39	1.63	3,186,000	3,260,266	3,240,711	3,243,635
Medium Term Notes	369604BE2	GENERAL ELECTRIC MTN	3/5/14	10/9/15	1.44	0.85	10,000,000	10,069,000	10,062,254	10,055,700
Medium Term Notes	06366RJH9	BANK OF MONTREAL MTN	3/27/14	11/6/15	1.51	0.80	8,500,000	8,559,103	8,557,174	8,539,610
Medium Term Notes	742718DS5	PROCTER & GAMBLE MTN	3/7/14	11/15/15	1.52	1.80	23,025,000	23,717,592	23,667,429	23,484,119
Medium Term Notes	742718DS5	PROCTER & GAMBLE MTN	3/12/14	11/15/15	1.52	1.80	10,000,000	10,290,400	10,271,485	10,199,400
Medium Term Notes	459200GU9	IBM CORP NT	2/11/14	1/5/16	1.65	2.00	19,579,000	20,178,901	20,114,978	20,082,963
Medium Term Notes	064255AK8	BTMUFJ FLT MTN 3ML+45	3/17/14	2/26/16	0.07	0.68	10,000,000	10,039,412	10,037,146	10,018,300
Subtotals					0.57	1.74	\$ 710,145,000	\$ 721,543,482	\$ 716,167,787	\$ 715,410,152
Money Market Funds	09248U718	BLACKROCK T-FUND INSTL	4/30/14	5/1/14	0.00	0.01	\$ 25,000,000	\$ 25,000,000	\$ 25,000,000	\$ 25,000,000
Money Market Funds	316175108	FIDELITY INSTL GOVT PORT	4/30/14	5/1/14	0.00	0.01	25,002,884	25,002,884	25,002,884	25,002,884
Money Market Funds	61747C707	MS INSTL GOVT FUND	4/30/14	5/1/14	0.00	0.04	75,078,510	75,078,510	75,078,510	75,078,510
Subtotals					0.00	0.03	\$ 125,081,394	\$ 125,081,394	\$ 125,081,394	\$ 125,081,394
Grand Totals					1.52	0.97	\$ 6,896,295,394	\$ 6,927,506,648	\$ 6,910,956,193	\$ 6,925,086,644

Monthly Investment Earnings

Pooled Fund

For month ended April 30, 2014

Type of Investment	CUSIP	Issue Name	Par Value	Coupon	YTM ¹	Settle	Maturity	Earned	Amort.	Realized	Earned Income
						Date	Date	Interest	Expense	Gain/(Loss)	/Net Earnings
U.S. Treasuries	912828LC2	US TSY NT	\$ 25,000,000	2.63	0.85	6/1/11	7/31/14	54,385	\$ (35,886)	\$ -	\$ 18,499
U.S. Treasuries	912828MW7	US TSY NT	50,000,000	2.50	0.48	2/24/12	3/31/15	102,459	(82,373)	-	20,086
U.S. Treasuries	912828PE4	US TSY NT	25,000,000	1.25	0.61	12/23/11	10/31/15	25,884	(12,984)	-	12,900
U.S. Treasuries	912828PJ3	US TSY NT	50,000,000	1.38	1.58	12/16/10	11/30/15	56,662	7,964	-	64,626
U.S. Treasuries	912828PJ3	US TSY NT	50,000,000	1.38	1.58	12/16/10	11/30/15	56,662	7,964	-	64,626
U.S. Treasuries	912828PJ3	US TSY NT	50,000,000	1.38	2.00	12/23/10	11/30/15	56,662	24,308	-	80,971
U.S. Treasuries	912828RJ1	US TSY NT	75,000,000	1.00	1.05	10/11/11	9/30/16	61,475	2,807	-	64,282
U.S. Treasuries	912828RM4	US TSY NT	25,000,000	1.00	0.74	12/26/13	10/31/16	20,707	(5,296)	-	15,411
U.S. Treasuries	912828RX0	US TSY NT	25,000,000	0.88	0.67	2/25/14	12/31/16	18,128	(4,197)	-	13,931
U.S. Treasuries	912828SJ0	US TSY NT	100,000,000	0.88	0.94	3/14/12	2/28/17	71,332	5,044	-	76,376
U.S. Treasuries	912828SJ0	US TSY NT	25,000,000	0.88	1.21	3/21/12	2/28/17	17,833	6,655	-	24,488
U.S. Treasuries	912828SJ0	US TSY NT	25,000,000	0.88	1.21	3/21/12	2/28/17	17,833	6,655	-	24,488
U.S. Treasuries	912828SM3	US TSY NT	50,000,000	1.00	1.07	4/4/12	3/31/17	40,984	2,701	-	43,685
U.S. Treasuries	912828TM2	US TSY NT	60,000,000	0.63	0.69	9/17/12	8/31/17	30,571	3,187	-	33,758
U.S. Treasuries	912828UE8	US TSY NT	50,000,000	0.75	0.80	1/4/13	12/31/17	31,077	1,865	-	32,943
Subtotals			\$ 685,000,000					662,654.08	\$ (71,586)	\$ -	\$ 591,068
Federal Agencies	31315PHX0	FARMER MAC MTN	\$ 14,080,000	3.15	0.50	4/10/12	6/5/14	36,960	\$ (30,465)	\$ -	\$ 6,495
Federal Agencies	3133XWE70	FHLB TAP	48,000,000	2.50	0.40	5/15/12	6/13/14	100,000	(82,549)	-	17,451
Federal Agencies	3133724E1	FHLB	50,000,000	1.21	1.21	12/31/10	6/30/14	50,417	-	-	50,417
Federal Agencies	3137EACU1	FHLMC BONDS	75,000,000	1.00	1.02	6/2/11	7/30/14	62,500	1,404	-	63,904
Federal Agencies	3134G2UA8	FHLMC NT	28,000,000	1.00	0.67	12/1/11	8/20/14	23,333	(7,485)	-	15,849
Federal Agencies	31398A3G5	FNMA EX-CALL NT	13,200,000	1.50	0.51	4/4/12	9/8/14	16,500	(10,661)	-	5,839
Federal Agencies	31315PRZ4	FARMER MAC MTN	18,000,000	0.24	0.26	4/9/13	10/1/14	3,638	200	-	3,838
Federal Agencies	3136FTRF8	FNMA FLT QTR FF+39	26,500,000	0.48	0.34	12/12/11	11/21/14	10,622	(658)	-	9,964
Federal Agencies	31331J4S9	FFCB	24,000,000	1.40	1.41	12/16/10	12/8/14	28,000	248	-	28,248
Federal Agencies	31331J4S9	FFCB	19,000,000	1.40	1.46	12/8/10	12/8/14	22,167	890	-	23,056
Federal Agencies	313371W51	FHLB	75,000,000	1.25	1.46	12/8/10	12/12/14	78,125	12,471	-	90,596
Federal Agencies	3133XVNU1	FHLB	25,400,000	2.75	1.30	11/23/10	12/12/14	58,208	(29,358)	-	28,851
Federal Agencies	3133XVNU1	FHLB	2,915,000	2.75	1.31	11/23/10	12/12/14	6,680	(3,338)	-	3,342
Federal Agencies	3133XVNU1	FHLB	50,000,000	2.75	1.37	12/8/10	12/12/14	114,583	(54,758)	-	59,826
Federal Agencies	313371W93	FHLB	75,000,000	1.34	1.34	12/15/10	12/15/14	83,750	-	-	83,750
Federal Agencies	3136FTVN6	FNMA FLT QTR FF+35	75,000,000	0.44	0.44	12/15/11	12/15/14	27,563	-	-	27,563
Federal Agencies	31331J6Q1	FFCB	27,175,000	1.72	1.74	12/29/10	12/29/14	38,951	368	-	39,319
Federal Agencies	31331J6Q1	FFCB	65,000,000	1.72	1.72	12/29/10	12/29/14	93,167	214	-	93,380
Federal Agencies	3130A0FX3	FHLB	50,000,000	0.21	0.22	12/13/13	2/18/15	8,750	556	-	9,306
Federal Agencies	3133EAQ35	FFCB FLT NT FF+14	100,000,000	0.23	0.31	9/4/12	3/4/15	19,250	2,493	-	21,743
Federal Agencies	3135G0HG1	FNMA GLOBAL	9,399,000	0.38	0.20	1/13/14	3/16/15	2,937	(1,341)	-	1,596
Federal Agencies	3133EAJP4	FFCB FLT NT 1ML+1.5	50,000,000	0.17	0.18	4/30/12	4/27/15	7,029	203	-	7,232
Federal Agencies	31315PWJ4	FARMER MAC FLT NT FF+26	50,000,000	0.36	0.36	5/3/12	5/1/15	15,135	-	-	15,135
Federal Agencies	3133EAQC5	FFCB FLT NT 1ML+1	50,000,000	0.16	0.19	6/8/12	5/14/15	6,801	407	-	7,208
Federal Agencies	3133EDC67	FFCB	50,000,000	0.25	0.26	12/19/13	6/18/15	10,417	412	-	10,829
Federal Agencies	3133EAVE5	FFCB FLT NT 1ML+2	50,000,000	0.17	0.19	12/5/12	6/22/15	7,243	410	-	7,653
Federal Agencies	31315PDZ9	FAMCA	15,000,000	2.38	0.32	11/22/13	7/22/15	29,688	(25,273)	-	4,415
Federal Agencies	3133ECVW1	FFCB FLT NT T-BILL+14	62,500,000	0.17	0.18	8/5/13	8/5/15	8,963	514	-	9,477
Federal Agencies	313383V81	FHLB	9,000,000	0.38	0.28	12/12/13	8/28/15	2,813	(679)	-	2,133
Federal Agencies	3137EACM9	FHLMC BONDS	50,000,000	1.75	2.17	12/15/10	9/10/15	72,917	16,474	-	89,391
Federal Agencies	313370JB5	FHLB	75,000,000	1.75	2.31	12/15/10	9/11/15	109,375	24,489	-	133,864
Federal Agencies	31315PGT0	FARMER MAC	45,000,000	2.13	2.17	9/15/10	9/15/15	79,688	1,397	-	81,085
Federal Agencies	3133ECZG2	FFCB	52,047,000	0.55	0.32	12/10/13	9/16/15	23,855	(9,732)	-	14,123
Federal Agencies	3133ECJB1	FFCB FLT NT QTR TBILL+16	50,000,000	0.19	0.18	4/16/13	9/18/15	7,982	-	-	7,982

Monthly Investment Earnings

Pooled Fund

Type of Investment	CUSIP	Issue Name	Par Value	Coupon	YTM ¹	Settle Date	Maturity Date	Earned Interest	Amort. Expense	Realized Gain/(Loss)	Earned Income /Net Earnings
Federal Agencies	3133ECJB1	FFCB FLT NT QTR T-BILL+16	16,200,000	0.19	0.19	4/24/13	9/18/15	2,586	66	-	2,652
Federal Agencies	31398A3T7	FNMA NT EX-CALL	25,000,000	2.00	1.08	10/14/11	9/21/15	41,667	(18,380)	-	23,287
Federal Agencies	3133EAJF6	FFCB FLT NT 1ML+2.5	27,953,000	0.18	0.21	11/30/12	9/22/15	4,166	347	-	4,513
Federal Agencies	31398A4M1	FNMA	25,000,000	1.63	2.22	12/15/10	10/26/15	33,854	11,529	-	45,383
Federal Agencies	31398A4M1	FNMA	42,000,000	1.63	2.19	12/23/10	10/26/15	56,875	18,251	-	75,126
Federal Agencies	3136G1LX5	FNMA NT CALL	24,610,000	0.32	0.32	5/15/13	11/13/15	6,563	-	-	6,563
Federal Agencies	31331J2S1	FFCB	25,000,000	1.50	2.20	12/15/10	11/16/15	31,250	13,573	-	44,823
Federal Agencies	3133ECLZ5	FFCB FLT NT MONTHLY 1ML+0	25,000,000	0.15	0.16	5/8/13	11/19/15	3,207	97	-	3,304
Federal Agencies	3133835R8	FHLB CALL NT	13,565,000	0.34	0.37	1/31/14	12/4/15	3,843	303	-	4,146
Federal Agencies	313371ZY5	FHLB	25,000,000	1.88	1.89	12/3/10	12/11/15	39,063	294	-	39,357
Federal Agencies	313371ZY5	FHLB	50,000,000	1.88	1.93	12/14/10	12/11/15	78,125	2,115	-	80,240
Federal Agencies	3133ED5A6	FFCB FLT	50,000,000	0.15	0.15	12/12/13	1/20/16	6,496	-	-	6,496
Federal Agencies	31315P3B3	FARMER MAC MTN	30,000,000	0.42	0.42	1/27/14	1/25/16	10,500	-	-	10,500
Federal Agencies	313375RN9	FHLB NT	22,200,000	1.00	0.82	4/13/12	3/11/16	18,500	(3,311)	-	15,189
Federal Agencies	3133XXP43	FHLB	14,000,000	3.13	0.41	12/12/13	3/11/16	36,458	(31,039)	-	5,419
Federal Agencies	3133EAJU3	FFCB NT	25,000,000	1.05	0.82	4/12/12	3/28/16	21,875	(4,580)	-	17,295
Federal Agencies	3135G0VA8	FNMA	25,000,000	0.50	0.46	12/13/13	3/30/16	10,417	(797)	-	9,620
Federal Agencies	31315PTF6	FAMCA FLT MTN 1ML+0	50,000,000	0.15	0.15	4/1/13	4/1/16	6,323	-	-	6,323
Federal Agencies	3133792Z1	FHLB NT	20,000,000	0.81	0.82	4/18/12	4/18/16	13,500	160	-	13,660
Federal Agencies	3133ECWT7	FFCB	22,650,000	0.65	0.48	11/20/13	5/9/16	12,269	(3,213)	-	9,056
Federal Agencies	3135G0RZ8	FNMA CALL NT	22,540,000	0.55	0.55	11/30/12	5/26/16	10,331	-	-	10,331
Federal Agencies	3133EDB35	FFCB FLT NT 1ML+3	50,000,000	0.18	0.19	1/15/14	6/2/16	7,587	287	-	7,874
Federal Agencies	31315PB73	FAMCA NT	10,000,000	0.90	0.90	2/9/12	6/9/16	7,500	-	-	7,500
Federal Agencies	313771AA5	FHLB SUB NT	16,925,000	5.63	0.65	5/20/13	6/13/16	79,336	(68,247)	-	11,089
Federal Agencies	313771AA5	FHLB SUB NT	14,195,000	5.63	0.77	5/30/13	6/13/16	66,539	(55,786)	-	10,753
Federal Agencies	3133EDDP4	FFCB NT	50,000,000	0.52	0.47	2/11/14	6/17/16	21,667	(2,170)	-	19,496
Federal Agencies	3130A1BK3	FHLB CALL NT	25,000,000	0.50	0.50	3/24/14	6/24/16	10,417	-	-	10,417
Federal Agencies	3135G0XP3	FNMA GLOBAL NT	50,000,000	0.38	0.59	3/25/14	7/5/16	15,625	8,892	-	24,517
Federal Agencies	31315PA25	FAMCA NT	15,000,000	2.00	2.09	7/27/11	7/27/16	25,000	1,071	-	26,071
Federal Agencies	31315PA25	FAMCA MTN	14,100,000	2.00	0.63	3/26/13	7/27/16	23,500	(15,633)	-	7,867
Federal Agencies	31315PA25	FAMCA MTN	11,900,000	2.00	0.62	3/26/13	7/27/16	19,833	(13,302)	-	6,531
Federal Agencies	31315PA25	FAMCA MTN	20,000,000	2.00	0.61	3/26/14	7/27/16	33,333	(22,600)	-	10,733
Federal Agencies	3134G4ET1	FHLMC CALL NT	40,220,000	0.85	0.77	1/9/14	8/8/16	28,489	(11,437)	-	17,052
Federal Agencies	3135G0YE7	FNMA GLOBAL NT	50,000,000	0.63	0.52	3/17/14	8/26/16	26,042	(4,191)	-	21,850
Federal Agencies	3135G0YE7	FNMA GLOBAL NT	50,000,000	0.63	0.69	3/25/14	8/26/16	26,042	2,480	-	28,521
Federal Agencies	31315PQB8	FAMCA NT	7,000,000	1.50	0.70	10/29/13	9/1/16	8,750	(4,516)	-	4,234
Federal Agencies	313370TW8	FHLB BD	25,000,000	2.00	1.39	10/11/11	9/9/16	41,667	(12,157)	-	29,510
Federal Agencies	3133EDH21	FFCB FLT NT 1ML+2	50,000,000	0.17	0.18	3/14/14	9/14/16	7,217	209	-	7,426
Federal Agencies	3134G4XW3	FHLMC CALL MTN	25,000,000	0.60	0.60	3/26/14	9/26/16	12,500	-	-	12,500
Federal Agencies	3134G3P38	FHLMC NT CALL	75,000,000	0.75	0.72	12/14/12	10/5/16	46,875	(3,763)	-	43,112
Federal Agencies	3133EDJA1	FFCB FLT NT 1ML+2	25,000,000	0.17	0.18	4/11/14	10/11/16	2,374	137	-	2,510
Federal Agencies	3137EADS5	FHLMC GLOBAL NT	25,000,000	0.88	0.57	3/3/14	10/14/16	18,230	(6,284)	-	11,946
Federal Agencies	3134G4HK7	FHLMC CALL STEP NT	25,000,000	0.50	0.50	10/24/13	10/24/16	10,417	-	-	10,417
Federal Agencies	3136G1WP0	FNMA CALL NT	18,000,000	1.50	0.84	11/4/13	11/4/16	22,500	(14,402)	-	8,098
Federal Agencies	313381GA7	FHLB NT	23,100,000	0.57	0.57	11/30/12	11/30/16	10,973	(90)	-	10,882
Federal Agencies	3130A12F4	FHLB CALL NT	20,500,000	0.70	0.70	3/19/14	12/19/16	11,958	61	-	12,019
Federal Agencies	313381KR5	FHLB NT CALL	13,500,000	0.63	0.63	12/28/12	12/28/16	7,031	-	-	7,031
Federal Agencies	313381KR5	FHLB NT CALL	9,000,000	0.63	0.63	12/28/12	12/28/16	4,688	-	-	4,688
Federal Agencies	3134G33C2	FHLMC NT	50,000,000	0.60	0.60	1/3/13	1/3/17	25,000	-	-	25,000
Federal Agencies	3133ECB37	FFCB NT	14,000,000	0.58	0.58	12/20/12	1/12/17	6,767	-	-	6,767
Federal Agencies	31315PWW5	FARMER MAC MTN	49,500,000	1.01	1.02	5/4/12	1/17/17	41,663	432	-	42,094
Federal Agencies	3130A0MC1	FHLB STEP NT	-	0.50	0.50	1/30/14	1/30/17	6,593	-	-	6,593

Monthly Investment Earnings

Pooled Fund

Type of Investment	CUSIP	Issue Name	Par Value	Coupon	YTM ¹	Settle Date	Maturity Date	Earned Interest	Amort. Expense	Realized Gain/(Loss)	Earned Income /Net Earnings
Federal Agencies	3133786Q9	FHLB NT	67,780,000	1.00	0.72	1/10/13	2/13/17	56,483	(15,380)	-	41,103
Federal Agencies	3133EDFW7	FFCB FLT NT 1ML+5.5	50,000,000	0.21	0.21	2/27/14	2/27/17	8,696	-	-	8,696
Federal Agencies	3134G4XM5	FHLMC CALL MTN	25,000,000	0.78	0.78	3/28/14	3/28/17	16,250	-	-	16,250
Federal Agencies	3136G1ZB8	FNMA CALL NT	25,000,000	0.88	0.88	3/28/14	3/28/17	18,229	-	-	18,229
Federal Agencies	31315PTQ2	FARMER MAC MTN	12,500,000	1.26	1.36	4/10/12	4/10/17	13,125	998	-	14,123
Federal Agencies	3133ECLL6	FFCB NT	10,000,000	0.60	0.60	4/17/13	4/17/17	5,000	-	-	5,000
Federal Agencies	3136G0CC3	FNMA STRNT	-	0.85	0.85	4/18/12	4/18/17	12,042	-	-	12,042
Federal Agencies	31315PUQ0	FARMER MAC MTN	10,500,000	1.13	1.13	4/26/12	4/26/17	9,844	-	-	9,844
Federal Agencies	3133794Y2	FHLB FIX-TO-FLOAT CALL NT	25,000,000	0.50	0.50	5/9/12	5/9/17	10,417	-	-	10,417
Federal Agencies	3137EADF3	FHLMC NT	25,000,000	1.25	1.14	5/14/12	5/12/17	26,042	(2,188)	-	23,854
Federal Agencies	3136G0GW5	FNMA STEP NT CALL	50,000,000	0.85	0.73	6/11/12	5/23/17	35,417	(12,257)	-	23,159
Federal Agencies	31315PZQ5	FARMER MAC MTN	9,000,000	1.11	0.80	12/28/12	6/5/17	8,325	(2,262)	-	6,063
Federal Agencies	3133EAUW6	FFCB FLT NT FF+22	50,000,000	0.31	0.31	6/19/12	6/19/17	12,958	-	-	12,958
Federal Agencies	3137EADH9	FHLMC GLOBAL NT	25,000,000	1.00	1.10	3/25/14	6/29/17	20,833	1,998	-	22,831
Federal Agencies	3133ECV92	FFCB FLT NT 1ML+4	50,000,000	0.19	0.19	7/24/13	7/24/17	8,086	-	-	8,086
Federal Agencies	3134G3ZH6	FHLMC CALL MTN	19,000,000	1.00	1.01	4/15/14	7/25/17	8,444	63	-	8,508
Federal Agencies	3133ECVG6	FFCB FLT NT 3ML+0	23,520,000	0.23	0.23	8/5/13	7/26/17	4,581	-	-	4,581
Federal Agencies	3136G0B59	FNMA STEP NT	64,750,000	0.70	0.70	9/20/12	9/20/17	37,771	-	-	37,771
Federal Agencies	3136G0D81	FNMA STEP NT	100,000,000	0.72	0.72	9/27/12	9/27/17	60,000	-	-	60,000
Federal Agencies	3137EADL0	FHLMC GLOBAL NT	25,000,000	1.00	1.22	3/25/14	9/29/17	20,833	4,482	-	25,315
Federal Agencies	3136G0Q20	FNMA CALL STEP NT	49,090,000	0.75	0.76	3/13/14	10/17/17	30,681	224	-	30,905
Federal Agencies	3136G0Y39	FNMA STEP NT	50,000,000	0.63	0.63	11/8/12	11/8/17	26,042	-	-	26,042
Federal Agencies	3134G44F2	FHLMC CALL MTN	50,000,000	0.80	0.80	5/21/13	11/21/17	33,333	-	-	33,333
Federal Agencies	3134G32W9	FHLMC MTN CALL	33,600,000	1.25	1.01	12/26/12	12/26/17	35,000	(21,459)	-	13,541
Federal Agencies	3134G32W9	FHLMC MTN CALL	50,000,000	1.25	1.00	12/26/12	12/26/17	52,083	(33,181)	-	18,902
Federal Agencies	3136G13Q0	FNMA STEP NT	29,000,000	0.75	0.75	12/26/12	12/26/17	18,125	-	-	18,125
Federal Agencies	3136G13T4	FNMA STEP NT	39,000,000	0.75	0.75	12/26/12	12/26/17	24,375	-	-	24,375
Federal Agencies	3134G32M1	FHLMC CALL NT	50,000,000	1.00	1.00	12/28/12	12/28/17	41,667	-	-	41,667
Federal Agencies	3135G0UN1	FNMA GLOBAL NT CALL	19,000,000	1.15	1.32	2/26/14	2/28/18	18,208	2,513	-	20,721
Federal Agencies	3135G0UN1	FNMA GLOBAL NT CALL	8,770,000	1.15	1.32	2/26/14	2/28/18	8,405	1,160	-	9,565
Federal Agencies	3136G1J67	FNMA NT CALL	-	1.50	1.29	4/9/13	4/9/18	8,333	243,542	(249,000)	2,876
Federal Agencies	3136G1KN8	FNMA NT CALL	50,000,000	1.50	1.13	4/24/13	4/24/18	62,500	(37,110)	-	25,390
Federal Agencies	3136G1K81	FNMA NT STEP	12,600,000	0.75	0.75	4/30/13	4/30/18	7,875	-	-	7,875
Federal Agencies	31315PZM4	FARMER MAC STEP NT	24,600,000	0.70	0.70	5/3/13	5/3/18	14,350	-	-	14,350
Federal Agencies	313382XK4	FHLB STEP NT	25,000,000	0.50	0.50	5/7/13	5/7/18	10,417	-	-	10,417
Federal Agencies	3133ECPB4	FFCB NT	10,000,000	0.88	1.01	5/23/13	5/14/18	7,292	1,080	-	8,371
Federal Agencies	3135G0WJ8	FNMA NT	25,000,000	0.88	1.05	5/23/13	5/21/18	18,229	3,512	-	21,741
Federal Agencies	3133834P3	FHLB STEP NT	50,000,000	0.50	0.50	5/22/13	5/22/18	20,833	-	-	20,833
Federal Agencies	3134G52D6	FHLMC CALL MTN	25,000,000	1.64	1.64	4/17/14	7/17/18	15,944	-	-	15,944
Federal Agencies	3135G0YM9	FNMA GLOBAL NT	50,000,000	1.88	1.69	3/25/14	9/18/18	78,125	(7,387)	-	70,738
Federal Agencies	3136G1WF2	FNMA STEP NT	-	1.00	1.00	10/30/13	10/30/18	20,139	-	-	20,139
Federal Agencies	3136G1XY0	FNMA CALL	25,000,000	2.25	1.97	11/27/13	11/27/18	46,875	(35,934)	-	10,941
Federal Agencies	3134G4LZ9	FHLMC CALL STEP	50,000,000	0.88	0.88	12/10/13	12/10/18	36,458	-	-	36,458
Federal Agencies	3134G4MB1	FHLMC CALL MULTI-STEP	25,000,000	1.50	1.50	12/18/13	12/18/18	31,250	-	-	31,250
Federal Agencies	3134G4S74	FHLMC CALL NT	17,800,000	2.00	2.00	1/16/14	1/16/19	29,667	-	-	29,667
Federal Agencies	3130A0JC5	FHLB STEP NT	55,660,000	1.00	1.00	1/17/14	1/17/19	46,383	-	-	46,383
Federal Agencies	3130A1AC2	FHLB CALL NT	5,000,000	1.85	1.92	3/27/14	3/27/19	7,708	288	-	7,996
Federal Agencies	3130A1B98	FHLB STEP CALL NT	75,000,000	1.00	1.00	3/27/14	3/27/19	62,500	-	-	62,500
Federal Agencies	31315PQ69	FARMER MAC FLT CALL NT 3ML+15	50,000,000	0.38	0.38	4/3/14	4/3/19	14,704	-	-	14,704
Federal Agencies	3130A1H68	FHLB STEP CALL NT	15,000,000	1.15	1.16	4/17/14	4/17/19	6,708	29	-	6,737
Subtotals			\$ 4,568,044,000					3,619,568	\$ (336,011)	\$ (249,000)	\$ 3,034,557

Monthly Investment Earnings

Pooled Fund

Type of Investment	CUSIP	Issue Name	Par Value	Coupon	YTM ¹	Settle Date	Maturity Date	Earned Interest	Amort. Expense	Realized Gain/(Loss)	Earned Income /Net Earnings
State/Local Agencies	13063A5B6	CALIFORNIA ST GO BD	\$ -	5.25	1.04	5/2/12	4/1/14	\$ -	\$ -	\$ -	\$ -
State/Local Agencies	13063A5B6	CALIFORNIA ST GO BD	-	5.25	0.45	4/8/13	4/1/14	-	-	-	-
State/Local Agencies	13063A5B6	CALIFORNIA ST GO BD	-	5.25	0.39	5/3/13	4/1/14	-	-	-	-
State/Local Agencies	13063A5B6	CALIFORNIA ST GO BD	-	5.25	0.55	7/29/13	4/1/14	-	-	-	-
State/Local Agencies	13063CEA4	CALIFORNIA ST RAN	27,000,000	2.00	0.21	8/22/13	5/28/14	44,384	(39,658)	-	4,726
State/Local Agencies	612574DP5	MONTEREY COMM COLLEGE GO	310,000	0.43	0.43	5/7/13	8/1/14	111	-	-	111
State/Local Agencies	62451FFC9	WHISMAN SCHOOL DIST MTN VIEW	1,125,000	0.75	0.75	7/24/12	8/1/14	704	-	-	704
State/Local Agencies	64966DPC7	NEW YORK CITY GO	8,000,000	4.75	0.68	6/7/12	11/1/14	31,667	(26,501)	-	5,165
State/Local Agencies	13063BN65	CALIFORNIA ST TAXABLE GO BD	10,000,000	0.85	0.64	3/27/13	2/1/15	7,083	(1,686)	-	5,397
State/Local Agencies	649791JS0	NEW YORK ST TAXABLE GO	4,620,000	0.39	0.40	3/21/13	3/1/15	1,502	39	-	1,541
State/Local Agencies	91412GPW9	UNIV OF CALIFORNIA REVENUE BO	5,000,000	0.39	0.39	3/14/13	5/15/15	1,633	-	-	1,633
State/Local Agencies	612574DQ3	MONTEREY COMM COLLEGE GO	315,000	0.63	0.63	5/7/13	8/1/15	165	-	-	165
State/Local Agencies	64966GXS6	NEW YORK CITY TAXABLE GO	12,255,000	5.13	0.66	4/1/13	12/1/15	52,390	(44,522)	-	7,868
State/Local Agencies	13063BN73	CALIFORNIA ST TAXABLE GO BD	11,000,000	1.05	0.91	3/27/13	2/1/16	9,625	(1,071)	-	8,554
State/Local Agencies	91412GUT0	UNIV OF CALIFORNIA REVENUE	2,500,000	0.63	0.63	4/10/14	5/15/16	925	-	-	925
State/Local Agencies	612574DR1	MONTEREY COMM COLLEGE GO	2,670,000	0.98	0.98	5/7/13	8/1/16	2,185	-	-	2,185
State/Local Agencies	91412GUU7	UNIV OF CALIFORNIA REVENUE BD	3,250,000	1.22	1.22	4/10/14	5/15/17	2,317	-	-	2,317
State/Local Agencies	13063CFC9	CALIFORNIA ST GO BD	16,500,000	1.75	1.66	11/5/13	11/1/17	24,063	(1,213)	-	22,850
Subtotals			\$ 104,545,000					\$ 178,753	\$ (114,613)	\$ -	\$ 64,140
Public Time Deposits		BANK OF SAN FRANCISCO PTD	\$ -	0.47	0.47	4/9/13	4/9/14	25	\$ -	\$ -	25
Public Time Deposits		FIRST NAT. BANK OF NOR. CAL. PT	-	0.43	0.43	4/9/13	4/9/14	23	-	-	23
Public Time Deposits		TRANS PACIFIC NATIONAL BANK P	240,000	0.46	0.46	2/7/14	2/7/15	92	-	-	92
Public Time Deposits		BANK OF SAN FRANCISCO PTD	240,000	0.45	0.45	4/9/14	4/9/15	66	-	-	66
Subtotals			\$ 480,000					\$ 206	\$ -	\$ -	206
Negotiable CDs	78009NNK8	RBC FLT YCD 1ML+11	\$ 25,000,000	0.26	0.26	6/24/13	6/24/14	5,501	\$ -	\$ -	5,501
Negotiable CDs	06366BNF3	BANK OF MONTREAL YCD	50,000,000	0.16	0.16	4/2/14	7/1/14	6,444	-	-	6,444
Negotiable CDs	06417HFD3	BANK OF NOVA SCOTIA YCD	25,000,000	0.22	0.19	3/24/14	8/14/14	4,583	(624)	-	3,960
Negotiable CDs	96121TTS7	WESTPAC FLT YCD 1ML+9	25,000,000	0.23	0.12	1/23/14	8/28/14	4,827	(1,279)	-	3,549
Negotiable CDs	06417FB58	BANK OF NOVA SCOTIA YCD 3ML+1	50,000,000	0.41	0.41	7/17/13	1/20/15	17,187	-	-	17,187
Negotiable CDs	06417HHL3	BANK OF NOVA SCOTIA FLT 3ML+2	10,000,000	0.46	0.46	4/3/14	3/22/16	3,612	(11)	-	3,601
Negotiable CDs	96121TWJ3	WESTPAC FLT YCD 3ML+15	25,000,000	0.38	0.38	4/24/14	4/25/16	1,840	-	-	1,840
Negotiable CDs	96121TWK0	WESTPAC FLT YCD 1ML+22	50,000,000	0.37	0.37	4/24/14	4/25/16	3,620	-	-	3,620
Subtotals			\$ 260,000,000					\$ 47,615	\$ (1,914)	\$ -	45,701
Commercial Paper	06538CDE8	BANK OF TOKYO MITSUBISHI UFJ C	\$ -	0.00	0.17	3/14/14	4/14/14	12,278	\$ -	\$ -	12,278
Commercial Paper	06538CDR9	BANK OF TOKYO MITSUBISHI UFJ C	-	0.00	0.17	3/26/14	4/25/14	22,667	-	-	22,667
Commercial Paper	06538CEE7	BANK OF TOKYO MITSUBISHI UFJ C	200,000,000	0.00	0.17	4/14/14	5/14/14	16,056	-	-	16,056
Commercial Paper	06538CET4	BANK OF TOKYO MITSUBISHI UFJ C	200,000,000	0.00	0.17	4/25/14	5/27/14	5,667	-	-	5,667
Commercial Paper	59157UFW5	METLIFE SHORT TERM FUNDING CI	43,000,000	0.00	0.11	4/14/14	6/30/14	2,234	-	-	2,234
Subtotals			\$ 443,000,000					\$ 58,900	\$ -	\$ -	58,900
Medium Term Notes	854403AA0	STANFORD UNIVERSITY MTN	\$ 6,500,000	3.63	0.27	4/26/13	5/1/14	19,635	\$ (17,866)	\$ -	1,769
Medium Term Notes	854403AA0	STANFORD UNIVERSITY MTN	5,000,000	3.63	0.27	4/26/13	5/1/14	15,104	(13,743)	-	1,361
Medium Term Notes	46623EJH3	JP MORGAN CHASE FLT MTN 3ML+	27,475,000	0.92	0.32	5/2/13	5/2/14	21,043	(15,963)	-	5,080
Medium Term Notes	46623EJH3	JP MORGAN CHASE FLT MTN	20,000,000	0.92	0.32	8/2/13	5/2/14	15,318	(11,676)	-	3,642
Medium Term Notes	459200GW5	IBM MTN	1,500,000	1.25	0.14	4/29/14	5/12/14	104	(92)	-	12
Medium Term Notes	594918AB0	MICROSOFT MTN	2,500,000	2.95	0.10	4/7/14	6/1/14	4,917	(4,658)	-	258
Medium Term Notes	36962GX41	GE CAPITAL CORP MTN	25,000,000	5.65	0.44	4/9/13	6/9/14	117,708	(106,690)	-	11,018
Medium Term Notes	59217EBW3	MET LIFE GLOBAL FUNDING MTN	10,000,000	5.13	0.49	11/13/12	6/10/14	42,708	(37,942)	-	4,767
Medium Term Notes	64952WBL6	NEW YORK LIFE MTN 3ML+0	3,000,000	0.22	0.14	3/27/13	7/30/14	600	(39)	-	561

Monthly Investment Earnings

Pooled Fund

Type of Investment	CUSIP	Issue Name	Par Value	Coupon	YTM ¹	Settle Date	Maturity Date	Earned Interest	Amort. Expense	Realized Gain/(Loss)	Earned Income /Net Earnings
Medium Term Notes	78008TXA7	RBC MTN	10,000,000	1.45	0.27	11/1/13	10/30/14	12,083	(9,682)	-	2,401
Medium Term Notes	459200GZ8	IBM MTN	31,814,000	0.88	0.25	11/5/13	10/31/14	23,198	(16,225)	-	6,973
Medium Term Notes	36962G4G6	GE CAPITAL CORP MTN	2,920,000	3.75	0.52	8/7/13	11/14/14	9,125	(7,716)	-	1,409
Medium Term Notes	07385TAJ5	JP MORGAN CHASE MTN	11,500,000	5.70	0.52	12/18/13	11/15/14	54,625	(48,736)	-	5,889
Medium Term Notes	07385TAJ5	JP MORGAN CHASE MTN	25,654,000	5.70	0.52	12/19/13	11/15/14	121,857	(108,677)	-	13,180
Medium Term Notes	89233P7B6	TOYOTA MTN 3ML+17	10,000,000	0.41	0.34	1/28/13	12/5/14	3,380	(209)	-	3,172
Medium Term Notes	36962G5M2	GE CAPITAL CORP MTN	87,824,000	2.15	0.77	7/12/13	1/9/15	157,351	(98,537)	-	58,815
Medium Term Notes	36962G5M2	GE CAPITAL CORP MTN	4,820,000	2.15	0.59	8/7/13	1/9/15	8,636	(6,154)	-	2,482
Medium Term Notes	36962G5M2	GE MTN	27,743,000	2.15	0.29	12/16/13	1/9/15	49,706	(42,278)	-	7,428
Medium Term Notes	36962G6T6	GE FLT NT 3ML+38	25,000,000	0.61	0.61	1/10/13	1/9/15	12,766	-	-	12,766
Medium Term Notes	46625HHP8	JP MORGAN CHASE MTN	16,935,000	3.70	0.51	2/18/14	1/20/15	52,216	(44,303)	-	7,913
Medium Term Notes	46625HHP8	JP MORGAN CHASE MTN	22,580,000	3.70	0.48	3/17/14	1/20/15	69,622	(59,234)	-	10,388
Medium Term Notes	78008SVS2	RBC MTN FIX-TO-FLT	100,000,000	0.33	0.33	1/22/13	1/22/15	27,860	-	-	27,860
Medium Term Notes	89233P7H3	TOYOTA MTN 3ML+17	35,000,000	0.40	0.40	1/23/13	1/23/15	11,776	-	-	11,776
Medium Term Notes	89233P7L4	TOYOTA MTN FIX-TO-FLOAT	25,000,000	0.21	0.21	2/4/13	2/4/15	4,360	-	-	4,360
Medium Term Notes	717081DA8	PFIZER MTN	3,000,000	5.35	0.44	12/9/13	3/15/15	13,375	(12,094)	-	1,281
Medium Term Notes	89236TAG0	TOYOTA MOTOR CREDIT CORP 3M	50,000,000	0.38	0.38	4/12/13	4/8/15	15,911	-	-	15,911
Medium Term Notes	459200HD6	IBM MTN	5,425,000	0.75	0.27	12/19/13	5/11/15	3,391	(2,118)	-	1,273
Medium Term Notes	36962G5Z3	GE CAPITAL CORP MTN	5,000,000	1.63	0.81	8/19/13	7/2/15	6,771	(3,310)	-	3,461
Medium Term Notes	36962G4M3	GE CORP MTN FLT	8,565,000	0.98	0.42	11/25/13	7/9/15	7,014	(3,043)	-	3,971
Medium Term Notes	89233P6J0	TOYOTA MTN	10,000,000	0.88	0.44	11/15/13	7/17/15	7,292	(3,547)	-	3,745
Medium Term Notes	89233P6J0	TOYOTA MTN	6,100,000	0.88	0.30	3/4/14	7/17/15	4,448	(2,873)	-	1,575
Medium Term Notes	594918AG9	MICROSOFT MTN	3,186,000	1.63	0.39	10/30/13	9/25/15	4,314	(3,206)	-	1,109
Medium Term Notes	369604BE2	GENERAL ELECTRIC MTN	10,000,000	0.85	0.42	3/5/14	10/9/15	7,083	(3,551)	-	3,533
Medium Term Notes	06366RJH9	BANK OF MONTREAL MTN	8,500,000	0.80	0.56	3/27/14	11/6/15	5,667	(1,654)	-	4,013
Medium Term Notes	742718DS5	PROCTER & GAMBLE MTN	23,025,000	1.80	0.34	3/7/14	11/15/15	34,538	(27,362)	-	7,176
Medium Term Notes	742718DS5	PROCTER & GAMBLE MTN	10,000,000	1.80	0.41	3/12/14	11/15/15	15,000	(11,349)	-	3,651
Medium Term Notes	459200GU9	IBM CORP NT	19,579,000	2.00	0.48	2/11/14	1/5/16	32,632	(24,275)	-	8,357
Medium Term Notes	064255AK8	BTMUFJ FLT MTN 3ML+45	10,000,000	0.68	0.50	3/17/14	2/26/16	5,703	(1,511)	-	4,192
Subtotals			\$ 710,145,000					\$ 1,018,838	\$ (750,311)	\$ -	\$ 268,526
Money Market Funds		CITI SWEEP	\$ -	0.02	0.02	4/24/14	4/25/14	42	\$ -	\$ -	42
Money Market Funds	09248U718	BLACKROCK T-FUND INSTL	25,000,000	0.01	0.01	4/30/14	5/1/14	206	-	-	206
Money Market Funds	316175108	FIDELITY INSTL GOVT PORT	25,002,884	0.01	0.01	4/30/14	5/1/14	206	-	-	206
Money Market Funds	61747C707	MS INSTL GOVT FUND	75,078,510	0.04	0.04	4/30/14	5/1/14	2,468	-	-	2,468
Subtotals			\$ 125,081,394					\$ 2,921	\$ -	\$ -	\$ 2,921
Grand Totals			\$ 6,896,295,394					\$ 5,589,455	\$ (1,274,435)	\$ (249,000)	\$ 4,066,019

¹ Yield to maturity is calculated at purchase

Investment Transactions

Pooled Fund

For month ended April 30, 2014

Transaction	Settle Date	Maturity	Type of Investment	Issuer Name	CUSIP	Par Value	Coupon	YTM	Price	Interest	Transaction
Purchase	4/2/2014	7/1/2014	Negotiable CDs	BANK OF MONTREAL YCD	06366BNF3	\$ 50,000,000	0.16	0.16	\$ 100.00	\$ -	\$ 50,000,000
Purchase	4/3/2014	3/22/2016	Negotiable CDs	BANK OF NOVA SCOTIA FLT	06417HHL3	10,000,000	0.46	0.46	100.00	-	10,001,189
Purchase	4/3/2014	4/3/2019	Federal Agencies	FARMER MAC FLT CALL NT 3	31315PQ69	50,000,000	0.38	0.38	100.00	-	50,000,000
Purchase	4/7/2014	6/1/2014	Medium Term Notes	MICROSOFT MTN	594918AB0	2,500,000	2.95	0.10	100.43	-	2,536,488
Purchase	4/9/2014	4/9/2015	Public Time Deposits	BANK OF SAN FRANCISCO PT		240,000	0.45	0.45	100.00	-	240,000
Purchase	4/10/2014	5/15/2017	State/Local Agencies	UNIV OF CALIFORNIA REVEN	91412GUU7	3,250,000	1.22	1.22	100.00	-	3,250,000
Purchase	4/10/2014	5/15/2016	State/Local Agencies	UNIV OF CALIFORNIA REVEN	91412GUT0	2,500,000	0.63	0.63	100.00	-	2,500,000
Purchase	4/11/2014	10/11/2016	Federal Agencies	FFCB FLT NT 1ML+2	3133EDJA1	25,000,000	0.17	0.18	99.98	-	24,993,750
Purchase	4/14/2014	6/30/2014	Commercial Paper	METLIFE SHORT TERM FUNDI	59157UFW5	43,000,000	-	0.11	99.98	-	42,989,883
Purchase	4/14/2014	5/14/2014	Commercial Paper	BANK OF TOKYO MITSUBISHI	06538CEE7	200,000,000	-	0.17	99.99	-	199,971,667
Purchase	4/15/2014	7/25/2017	Federal Agencies	FHLMC CALL MTN	3134G3ZH6	19,000,000	1.00	1.01	99.98	-	19,037,472
Purchase	4/17/2014	4/17/2019	Federal Agencies	FHLB STEP CALL NT	3130A1H68	15,000,000	1.15	1.16	99.98	-	14,996,250
Purchase	4/17/2014	7/17/2018	Federal Agencies	FHLMC CALL MTN	3134G52D6	25,000,000	1.64	1.64	100.00	-	25,000,000
Purchase	4/24/2014	4/25/2014	Money Market Funds	CITI SWEEP		75,000,000	0.02	0.02	100.00	-	75,000,000
Purchase	4/24/2014	4/25/2016	Negotiable CDs	WESTPAC FLT YCD 3ML+15	96121TWJ3	25,000,000	0.38	0.38	100.00	-	25,000,000
Purchase	4/24/2014	4/25/2016	Negotiable CDs	WESTPAC FLT YCD 1ML+22	96121TWK0	50,000,000	0.37	0.37	100.00	-	50,000,000
Purchase	4/25/2014	5/27/2014	Commercial Paper	BANK OF TOKYO MITSUBISHI	06538CET4	200,000,000	-	0.17	99.98	-	199,969,778
Purchase	4/29/2014	5/12/2014	Medium Term Notes	IBM MTN	459200GW5	1,500,000	1.25	0.14	100.04	-	1,509,298
Purchase	4/30/2014	5/1/2014	Money Market Funds	MS INSTL GOVT FUND	61747C707	2,468	0.04	0.04	100.00	-	2,468
Purchase	4/30/2014	5/1/2014	Money Market Funds	FIDELITY INSTL GOVT PORT	316175108	206	0.01	0.01	100.00	-	206
Subtotals						\$ 796,992,674	0.20	0.28	\$ 99.99	\$ -	\$ 796,998,448
Sale	4/25/2014	4/25/2014	Money Market Funds	CITI SWEEP		\$ 75,000,000	0.02	0.02	\$ 100.00	\$ -	\$ 75,000,000
Subtotals						\$ 75,000,000	0.02	0.02	\$ 100.00	\$ -	\$ 75,000,000
Call	4/9/2014	4/9/2018	Federal Agencies	FNMA NT CALL	3136G1J67	\$ 25,000,000	1.50	1.29	\$ 101.00	\$ -	\$ 25,000,000
Call	4/18/2014	4/18/2017	Federal Agencies	FNMA STRNT	3136G0CC3	30,000,000	0.85	0.85	100.00	-	30,000,000
Call	4/30/2014	10/30/2018	Federal Agencies	FNMA STEP NT	3136G1WF2	25,000,000	1.00	1.00	100.00	-	25,000,000
Call	4/30/2014	1/30/2017	Federal Agencies	FHLB STEP NT	3130A0MC1	16,370,000	0.50	0.50	100.00	20,463	16,390,463
Subtotals						\$ 96,370,000	1.00	0.94	\$ 100.26	\$ 20,463	\$ 96,390,463
Maturity	4/1/2014	4/1/2014	State/Local Agencies	CALIFORNIA ST GO BD	13063A5B6	\$ 2,820,000	5.25	1.04	\$ 107.96	\$ 74,025	\$ 2,894,025
Maturity	4/1/2014	4/1/2014	State/Local Agencies	CALIFORNIA ST GO BD	13063A5B6	10,000,000	5.25	0.45	104.69	262,500	10,262,500
Maturity	4/1/2014	4/1/2014	State/Local Agencies	CALIFORNIA ST GO BD	13063A5B6	7,270,000	5.25	0.39	104.42	190,838	7,460,838
Maturity	4/1/2014	4/1/2014	State/Local Agencies	CALIFORNIA ST GO BD	13063A5B6	1,250,000	5.25	0.55	103.15	32,813	1,282,813
Maturity	4/9/2014	4/9/2014	Public Time Deposits	BANK OF SAN FRANCISCO PT		240,000	0.47	0.47	100.00	282	240,282
Maturity	4/9/2014	4/9/2014	Public Time Deposits	FIRST NAT. BANK OF NOR.		240,000	0.43	0.43	100.00	256	240,256
Maturity	4/14/2014	4/14/2014	Commercial Paper	BANK OF TOKYO MITSUBISHI	06538CDE8	200,000,000	-	0.17	99.99	29,278	200,000,000
Maturity	4/25/2014	4/25/2014	Commercial Paper	BANK OF TOKYO MITSUBISHI	06538CDR9	200,000,000	-	0.17	99.99	28,333	200,000,000
Subtotals						\$ 421,820,000	0.27	0.19	\$ 100.24	\$ 618,324	\$ 422,380,713
Interest	4/1/2014	4/2/2014	Money Market Funds	BLACKROCK T-FUND INSTL	09248U718	\$ 25,000,000	0.01	0.01	\$ 100.00	\$ 212	\$ 212
Interest	4/1/2014	4/1/2016	Federal Agencies	FAMCA FLT MTN 1ML+0	31315PTF6	50,000,000	0.15	0.14	100.00	6,223	6,223
Interest	4/1/2014	10/1/2014	Federal Agencies	FARMER MAC MTN	31315PRZ4	18,000,000	0.24	0.26	99.98	21,825	21,825
Interest	4/2/2014	6/2/2016	Federal Agencies	FFCB FLT NT 1ML+3	3133EDB35	50,000,000	0.19	0.19	99.98	7,944	7,944
Interest	4/5/2014	10/5/2016	Federal Agencies	FHLMC NT CALL	3134G3P38	75,000,000	0.75	0.72	100.10	281,250	281,250
Interest	4/8/2014	4/8/2015	Medium Term Notes	TOYOTA MOTOR CREDIT CORP	89236TAG0	50,000,000	0.39	0.39	100.00	48,669	48,669
Interest	4/9/2014	1/9/2015	Medium Term Notes	GE FLT NT 3ML+38	36962G6T6	25,000,000	0.62	0.62	100.00	38,881	38,881
Interest	4/9/2014	4/9/2018	Federal Agencies	FNMA NT CALL	3136G1J67	25,000,000	1.50	1.29	101.00	187,500	187,500
Interest	4/9/2014	7/9/2015	Medium Term Notes	GE CORP MTN FLT	36962G4M3	8,565,000	0.99	0.52	100.70	21,243	21,243
Interest	4/9/2014	10/9/2015	Medium Term Notes	GENERAL ELECTRIC MTN	369604BE2	10,000,000	0.85	0.42	100.69	8,028	42,500
Interest	4/10/2014	4/10/2017	Federal Agencies	FARMER MAC MTN	31315PTQ2	12,500,000	1.26	1.36	99.51	78,750	78,750

Investment Transactions

Pooled Fund

Transaction	Settle Date	Maturity	Type of Investment	Issuer Name	CUSIP	Par Value	Coupon	YTM	Price	Interest	Transaction
Interest	4/14/2014	5/14/2015	Federal Agencies	FFCB FLT NT 1ML+1	3133EAQC5	50,000,000	0.16	0.19	99.97	7,126	7,126
Interest	4/14/2014	10/14/2016	Federal Agencies	FHLMC GLOBAL NT	3137EADS5	25,000,000	0.88	0.57	100.80	24,914	109,375
Interest	4/14/2014	9/14/2016	Federal Agencies	FFCB FLT NT 1ML+2	3133EDH21	50,000,000	0.17	0.18	99.99	7,556	7,556
Interest	4/17/2014	4/17/2017	Federal Agencies	FFCB NT	3133ECLL6	10,000,000	0.60	0.60	100.00	30,000	30,000
Interest	4/17/2014	1/20/2015	Negotiable CDs	BANK OF NOVA SCOTIA YCD	06417FB58	50,000,000	0.42	0.42	100.00	52,231	52,231
Interest	4/17/2014	10/17/2017	Federal Agencies	FNMA CALL STEP NT	3136G0Q20	49,090,000	0.75	0.76	99.98	34,772	184,088
Interest	4/18/2014	4/18/2017	Federal Agencies	FNMA STRNT	3136G0CC3	30,000,000	0.85	0.85	100.00	127,500	127,500
Interest	4/18/2014	4/18/2016	Federal Agencies	FHLB NT	3133792Z1	20,000,000	0.81	0.82	99.96	81,000	81,000
Interest	4/19/2014	11/19/2015	Federal Agencies	FFCB FLT NT MONTHLY 1ML+	3133ECLZ5	25,000,000	0.16	0.16	99.99	3,363	3,363
Interest	4/20/2014	1/20/2016	Federal Agencies	FFCB FLT	3133ED5A6	50,000,000	0.16	0.16	100.00	6,749	6,749
Interest	4/22/2014	9/22/2015	Federal Agencies	FFCB FLT NT 1ML+2.5	3133EAFJ6	27,953,000	0.18	0.21	99.96	4,321	4,321
Interest	4/22/2014	6/22/2015	Federal Agencies	FFCB FLT NT 1ML+2	3133EAVE5	50,000,000	0.18	0.20	99.97	7,513	7,513
Interest	4/22/2014	1/22/2015	Medium Term Notes	RBC MTN FIX-TO-FLT	78008SVS2	100,000,000	0.34	0.34	100.00	84,275	84,275
Interest	4/23/2014	1/23/2015	Medium Term Notes	TOYOTA MTN 3ML+17	89233P7H3	35,000,000	0.41	0.41	100.00	35,578	35,578
Interest	4/24/2014	4/24/2018	Federal Agencies	FNMA NT CALL	3136G1KN8	50,000,000	1.50	1.13	101.81	375,000	375,000
Interest	4/24/2014	6/24/2014	Negotiable CDs	RBC FLT YCD 1ML+11	78009NNK8	25,000,000	0.27	0.26	100.00	5,694	5,694
Interest	4/24/2014	7/24/2017	Federal Agencies	FFCB FLT NT 1ML+4	3133ECV92	50,000,000	0.20	0.19	100.00	8,374	8,374
Interest	4/24/2014	10/24/2016	Federal Agencies	FHLMC CALL STEP NT	3134G4HK7	25,000,000	0.50	0.50	100.00	62,500	62,500
Interest	4/26/2014	10/26/2015	Federal Agencies	FNMA	31398A4M1	25,000,000	1.63	2.22	97.27	203,125	203,125
Interest	4/26/2014	10/26/2015	Federal Agencies	FNMA	31398A4M1	42,000,000	1.63	2.19	97.44	341,250	341,250
Interest	4/26/2014	4/26/2017	Federal Agencies	FARMER MAC MTN	31315PUQ0	10,500,000	1.13	1.13	100.00	59,063	59,063
Interest	4/26/2014	7/26/2017	Federal Agencies	FFCB FLT NT 3ML+0	3133ECVG6	23,520,000	0.24	0.23	100.00	14,030	14,030
Interest	4/27/2014	4/27/2015	Federal Agencies	FFCB FLT NT 1ML+1.5	3133EAJP4	50,000,000	0.17	0.18	99.99	7,266	7,266
Interest	4/27/2014	2/27/2017	Federal Agencies	FFCB FLT NT 1ML+5.5	3133EDFW7	50,000,000	0.21	0.21	100.00	8,988	8,988
Interest	4/28/2014	8/28/2014	Negotiable CDs	WESTPAC FLT YCD 1ML+9	96121TTS7	25,000,000	0.23	0.14	100.04	5,016	5,016
Interest	4/30/2014	10/31/2015	U.S. Treasuries	US TSY NT	912828PE4	25,000,000	1.25	0.61	102.44	156,250	156,250
Interest	4/30/2014	5/1/2014	Money Market Funds	MS INSTL GOVT FUND	61747C707	75,076,041	0.04	0.04	100.00	2,468	2,468
Interest	4/30/2014	7/30/2014	Medium Term Notes	NEW YORK LIFE MTN 3ML+0	64952WBL6	3,000,000	0.24	0.18	100.02	1,771	1,771
Interest	4/30/2014	4/30/2018	Federal Agencies	FNMA NT STEP	3136G1K81	12,600,000	0.75	0.75	100.00	47,250	47,250
Interest	4/30/2014	5/1/2014	Money Market Funds	FIDELITY INSTL GOVT PORT	316175108	25,002,678	0.01	0.01	100.00	206	206
Interest	4/30/2014	10/30/2018	Federal Agencies	FNMA STEP NT	3136G1WF2	25,000,000	1.00	1.00	100.00	125,000	125,000
Interest	4/30/2014	10/30/2014	Medium Term Notes	RBC MTN	78008TXA7	10,000,000	1.45	0.27	101.17	72,097	72,500
Interest	4/30/2014	10/31/2014	Medium Term Notes	IBM MTN	459200GZ8	31,814,000	0.88	0.25	100.61	135,320	139,186
Interest	4/30/2014	10/31/2016	U.S. Treasuries	US TSY NT	912828RM4	25,000,000	1.00	0.74	100.73	86,326	125,000
Subtotals						\$ 1,529,620,720	0.52	0.48	\$ 100.05	\$ 2,924,415	\$ 3,235,607

Grand Totals	20	Purchases
	(1)	Sales
	(12)	Maturities / Calls
	7	Change in number of positions

Non-Pooled Investments

As of April 30, 2014

Type of Investment	CUSIP	Issue Name	Settle	Maturity	Duration	Coupon	Par Value	Book Value	Amortized	
			Date	Date					Book Value	Market Value
State/Local Agencies	797712AD8	SFRDA SOUTH BEACH HARBOR	1/20/12	12/1/16	2.46	3.50	\$ 3,890,000	\$ 3,890,000	\$ 3,890,000	\$ 3,890,000
Subtotals					2.46	3.50	\$ 3,890,000	\$ 3,890,000	\$ 3,890,000	\$ 3,890,000
Grand Totals					2.46	3.50	\$ 3,890,000	\$ 3,890,000	\$ 3,890,000	\$ 3,890,000

NON-POOLED FUNDS PORTFOLIO STATISTICS

	Current Month		Prior Month	
	Fiscal YTD	April 2014	Fiscal YTD	March 2014
Average Daily Balance	\$ 15,539,861	\$ 3,890,000	\$ 16,815,393	\$ 3,890,000
Net Earnings	\$ 124,270	\$ 11,346	\$ 112,924	\$ 11,346
Earned Income Yield	0.96%	3.55%	0.90%	3.43%

Note: All non-pooled securities were inherited by the City and County of San Francisco as successor agency to the San Francisco Redevelopment Agency. Book value and amortized book value are derived from limited information received from the SFRDA and are subject to verification.