

**New Issue - Book-Entry Only**

**RATINGS: Moody's: A2 (con.)**  
**S&P: AA- p**  
**Fitch: A**  
**(See "Ratings" herein)**

*In the opinions of Squire, Sanders & Dempsey L.L.P., San Francisco, California, and of Law Offices of Alexis S. M. Chiu, San Francisco, California, Co-Bond Counsel, under existing law (i) assuming continuing compliance with certain covenants and the accuracy of certain representations, interest on the Bonds is excluded from gross income for federal income tax purposes and is not an item of tax preference for purposes of the federal alternative minimum tax imposed on individuals and (ii) interest on the Bonds is exempt from State of California personal income taxes. Interest on the Bonds may be subject to certain federal taxes imposed only on certain corporations, including the corporate alternative minimum tax on a portion of that interest. For a more complete discussion of the tax aspects, see "TAX MATTERS" herein.*

**\$9,605,000\***  
**CITY AND COUNTY OF SAN FRANCISCO FINANCE CORPORATION**  
**LEASE REVENUE BONDS, SERIES 2004A**

**Dated: Date of Delivery**

**Due: April 1 and October 1, as shown below**

The City and County of San Francisco Finance Corporation Lease Revenue Bonds, Series 2004A (the "Bonds") are being issued pursuant to an Indenture, dated as of January 1, 1991, as amended and restated as of October 15, 1998, and as supplemented by the Twelfth Supplemental Indenture, dated as of June 1, 2004 (collectively, the "Indenture"), by and between the City and County of San Francisco Finance Corporation (the "Corporation") and U.S. Bank National Association, San Francisco, California (the "Trustee"). The Bonds are being sold to provide funds to finance the acquisition and installation of certain equipment (the "Project," as more fully described herein) to be leased to the City and County of San Francisco (the "City") pursuant to an Equipment Lease, dated as of January 1, 1991, by and between the Corporation and the City, as amended and restated as of October 15, 1998, and as supplemented by Equipment Lease Supplement No. 11, dated as of June 1, 2004 (collectively, the "Lease"). Subject to the condition that there is no substantial interference with the City's use and possession of the Project, or any portion thereof, the City has covenanted in the Lease to take such action as may be necessary to include and maintain all Base Rental and Additional Rental payments (collectively, the "Rental Payments") for the Project in its annual budget, and to make necessary annual appropriations therefor. (The terms "Base Rental" and "Additional Rental" are defined herein.) Principal of and interest on the Bonds are payable from the Base Rental payments and from certain funds held under the Indenture.

**The Bonds are subject to special redemption prior to maturity as described herein. The Bonds are not subject to optional redemption. See "THE BONDS—Special Redemption."**

Interest on the Bonds is payable on April 1 and October 1 of each year, commencing October 1, 2004. The Bonds will be delivered only in fully registered form and, when executed and delivered, will be registered in the name of Cede & Co., as nominee of The Depository Trust Company, New York, New York ("DTC"). Individual purchases of the Bonds will be made in book-entry form only, in the principal amount of \$5,000 and integral multiples thereof. Principal and interest with respect to the Bonds will be paid by the Trustee to DTC (as described herein), which will in turn remit such principal and interest to the participants in DTC for subsequent disbursement to the Beneficial Owners of the Bonds. See "APPENDIX F—DTC AND THE BOOK-ENTRY ONLY SYSTEM."

**THE BONDS ARE LIMITED OBLIGATIONS OF THE CORPORATION PAYABLE SOLELY FROM BASE RENTAL PAYMENTS MADE BY THE CITY PURSUANT TO THE LEASE AND OTHER AMOUNTS (INCLUDING THE PROCEEDS OF THE SALE OF THE BONDS) HELD IN CERTAIN FUNDS AND ACCOUNTS ESTABLISHED PURSUANT TO THE INDENTURE, OTHER THAN THE REBATE FUND, SUBJECT TO THE PROVISIONS OF THE INDENTURE PERMITTING THE APPLICATION OF SUCH AMOUNTS FOR THE PURPOSES AND ON THE TERMS AND CONDITIONS SET FORTH IN THE INDENTURE. THE CORPORATION SHALL BE OBLIGATED TO PAY THE PRINCIPAL OF AND INTEREST ON THE BONDS ONLY FROM THE FUNDS DESCRIBED IN THE INDENTURE AND NEITHER THE CORPORATION NOR ANY MEMBER OF ITS BOARD OF DIRECTORS SHALL INCUR ANY LIABILITY OR ANY OTHER OBLIGATION WITH RESPECT TO THE ISSUANCE OF THE BONDS. THE OBLIGATION OF THE CITY TO MAKE RENTAL PAYMENTS UNDER THE LEASE DOES NOT CONSTITUTE AN OBLIGATION OF THE CITY TO LEVY OR PLEDGE ANY FORM OF TAXATION OR FOR WHICH THE CITY HAS LEVIED OR PLEDGED ANY FORM OF TAXATION. NEITHER THE BONDS NOR THE OBLIGATION OF THE CITY TO MAKE RENTAL PAYMENTS UNDER THE LEASE CONSTITUTES A DEBT OF THE CITY, THE STATE OF CALIFORNIA OR ANY POLITICAL SUBDIVISION THEREOF WITHIN THE MEANING OF THE CONSTITUTION OF THE STATE OF CALIFORNIA OR ANY STATUTORY DEBT LIMITATION OR RESTRICTION.**

*This cover page contains certain information for general reference only. It is not intended to be a summary of the security for or the terms of the Bonds. Investors are advised to read the entire Official Statement to obtain information essential to the making of an informed investment decision.*

**MATURITY SCHEDULE**

(Base CUSIP Number: \_\_\_\_\_)

<u>Maturity</u>	<u>Principal Amount*</u>	<u>Interest Rate</u>	<u>Price or Yield</u>	<u>CUSIP Suffix</u>	<u>Maturity</u>	<u>Principal Amount*</u>	<u>Interest Rate</u>	<u>Price or Yield</u>	<u>CUSIP Suffix</u>
April 1, 2005	\$1,175,000	%	%		October 1, 2007	\$1,470,000	%	%	
October 1, 2005	1,195,000				April 1, 2008	375,000			
April 1, 2006	1,375,000				October 1, 2008	380,000			
October 1, 2006	1,415,000				April 1, 2009	385,000			
April 1, 2007	1,445,000				October 1, 2009	390,000			

*The Bonds are offered when, as and if issued by the Corporation and received by the initial purchasers, subject to the approval of legality by Squire, Sanders & Dempsey L.L.P., San Francisco, California, and Law Offices of Alexis S. M. Chiu, San Francisco, California, Co-Bond Counsel, and certain other conditions. Certain legal matters will be passed upon for the City by the City Attorney and for the Corporation by its counsel, Miller Brown & Dannis, San Diego, California. It is expected that the Bonds in book-entry form will be available for delivery through the facilities of DTC in New York, New York, on or about June 23, 2004.*

**BIDS TO BE RECEIVED NO LATER THAN 8:30 A.M., CALIFORNIA TIME, JUNE 9, 2004**

**SEE "OFFICIAL NOTICE OF SALE" HEREIN**

**Dated: \_\_\_\_\_, 2004**

\*Preliminary, subject to change.

This Preliminary Official Statement and the information contained herein are subject to completion or amendment without notice. These securities may not be sold nor may offers to buy be accepted prior to the time the Official Statement is delivered in final form. Under no circumstances shall this Preliminary Official Statement constitute an offer to sell or the solicitation of an offer to buy, nor shall there be any sale of these securities in any jurisdiction in which such offer, solicitation or sale would be unlawful prior to the registration or qualification or filing under the securities law of any such jurisdiction.

No dealer, broker, salesperson or other person has been authorized by the Corporation to give any information or to make any representations other than those contained herein and, if given or made, such other information or representation must not be relied upon as having been authorized by the Corporation. This Official Statement does not constitute an offer to sell or the solicitation of an offer to buy, nor shall there be any sale of the Bonds by any person, in any jurisdiction in which it is unlawful for such person to make such an offer, solicitation or sale.

This Official Statement is not to be construed as a contract with the purchasers of the Bonds. Statements contained in this Official Statement which involve estimates, forecasts or matters of opinion, whether or not expressly so described herein, are intended solely as such and are not to be construed as representations of fact.

The information set forth herein provided by parties other than the City and the Corporation, although obtained from sources which are believed to be reliable, is not guaranteed as to accuracy or completeness. The information and expressions of opinion herein are subject to change without notice and neither delivery of this Official Statement nor any sale made hereunder shall, under any circumstances, create any implication that there has been no change in the affairs of the Corporation or the City since the date hereof.

The issuance and sale of the Bonds have not been registered under the Securities Act of 1933 in reliance upon the exemption provided thereunder for the issuance and sale of municipal securities.

This Preliminary Official Statement and the information contained herein are in a form deemed final by the Corporation for purposes of Rule 15c2-12 promulgated under the Securities Exchange Act of 1934, as amended (except for omission of certain information permitted to be omitted under Rule 15c2-12(b)(1)). However, the information herein is subject to revision, completion or amendment in a final Official Statement.

**IN CONNECTION WITH THIS OFFERING, THE UNDERWRITER MAY OVERALLOT OR EFFECT TRANSACTIONS WHICH STABILIZE OR MAINTAIN THE MARKET PRICES OF THE BONDS AT A LEVEL ABOVE THAT WHICH MIGHT OTHERWISE PREVAIL IN THE OPEN MARKET. SUCH STABILIZING, IF COMMENCED, MAY BE DISCONTINUED AT ANY TIME. THE UNDERWRITER MAY OFFER AND SELL THE BONDS TO CERTAIN DEALERS AND DEALER BANKS AND BANKS ACTING AS AGENT AT PRICES LOWER THAN THE PUBLIC OFFERING PRICES STATED ON THE COVER PAGE HEREOF AND SAID PUBLIC OFFERING PRICES MAY BE CHANGED FROM TIME TO TIME BY THE UNDERWRITER.**

## OFFICIAL NOTICE OF SALE

**\$9,605,000\***

### **CITY AND COUNTY OF SAN FRANCISCO FINANCE CORPORATION LEASE REVENUE BONDS, SERIES 2004A**

NOTICE IS HEREBY GIVEN that sealed, faxed and electronic proposals will be received and, in the case of sealed and faxed proposals, opened, and, in the case of electronic proposals received solely through PARITY<sup>®</sup> (“Parity”) in the manner described below, by the Board of Directors of the City and County of San Francisco Finance Corporation (the “Corporation”) at the Mayor’s Office of Public Finance, City Hall, Room 336, 1 Dr. Carlton B. Goodlett Place, San Francisco, California 94102 on:

**Wednesday, June 9, 2004 at 8:30 a.m., California time**

(subject to postponement in accordance with this Official Notice of Sale)

for the purchase of \$9,605,000\* aggregate principal amount of City and County of San Francisco Finance Corporation Lease Revenue Bonds, Series 2004A (the “Bonds”) as more particularly described below. See “TERMS OF SALE–Warnings Regarding Fax Bids” and “–Warnings Regarding Electronic Bids.”

The amount of Bonds to be sold is subject to substantial change, as described herein.

The Corporation reserves the right to postpone or cancel the sale or change the terms thereof prior to the time on Wednesday, June 9, 2004 when bids are to be received. Notice of such postponement or cancellation shall be communicated through Thomson Municipal News as soon as practicable following such postponement, cancellation or revision. If the sale is postponed, bids will be received at the place set forth above on any weekday on or before July 9, 2004 at the time as the Corporation shall determine. Notice of a new time, or a new date and time for receipt of bids will be given through Thomson Municipal News as provided in this notice of sale. See “TERMS OF SALE–Postponement or Cancellation of Sale.” If the terms of this Notice of Sale are changed, notice of such change will be communicated through Thomson Municipal News as provided in this Notice of Sale. See “TERMS OF SALE–Right to Modify or Amend.” As an accommodation to bidders, telephone, facsimile or electronic notice of any amendment or modification of this Official Notice of Sale will be given to any bidder requesting such notice from the financial advisor to the Corporation: Kitahata & Company, 137 Joost Avenue, San Francisco, California 94131, Telephone: (415) 710-1251, Fax: (415) 337-1320, Attention: Gary Kitahata; email: gkitahata@aol.com. Failure of any bidder to receive such supplemental notice shall not affect the sufficiency of any required notice or the legality of the sale.

The City reserves the right to modify or amend this Official Notice of Sale in any respect; provided, however, that any such modification or amendment shall be communicated to potential bidders through Thomson Municipal News prior to the sale. Failure of any bidder to receive notice of any modification or amendment shall not affect the sufficiency of any such notice or the legality of the sale.

Bidders are referred to the Preliminary Official Statement dated May 26, 2004 of the Corporation with respect to the Bonds (the “Preliminary Official Statement”) for additional information regarding the Corporation, the City and County of San Francisco (the “City”), the Bonds, the security therefor and other matters. See “TERMS OF SALE–Official Statement.”

**This Official Notice of Sale will be submitted to Thomson Financial for posting at the TM3 website and in the Parity bid delivery system. In the event Thomson’s summary of the terms of sale of**

---

\* Subject to adjustment in accordance with this Official Notice of Sale.

**the Bonds disagrees with this Official Notice of Sale in any respect, the terms of this Official Notice of Sale shall control, unless a notice of an amendment is given as described herein.**

### **TERMS RELATING TO THE BONDS**

The description of the Bonds contained in this Official Notice of Sale is qualified in all respects by the more complete description contained in the Preliminary Official Statement. Subject to the foregoing, the Bonds are generally described as follows:

**Issue.** The \$9,605,000\* aggregate principal amount of City and County of San Francisco Finance Corporation Lease Revenue Bonds, Series 2004A will be issued as fully registered bonds without coupons in book-entry form in denominations of \$5,000 or any integral multiple thereof, as designated by the successful bidder (the “Purchaser”), all dated the date of delivery, which is expected to be June 23, 2004.

**Book-Entry Only.** The Bonds will be registered in the name of a nominee of The Depository Trust Company (“DTC”), New York, New York. DTC will act as securities depository for the Bonds. Individual purchases will be made in book-entry form only, and the successful bidder (the “Purchaser”) will not receive bond certificates representing its interest in the Bonds purchased. As of the date of award of the Bonds, the Purchaser must either participate in DTC or must clear through or maintain a custodial relationship with an entity that participates in DTC.

**Interest Rates.** Interest on the Bonds shall be payable semiannually on April 1 and October 1 of each year, commencing October 1, 2004 (each an “Interest Payment Date”). Interest shall be calculated on the basis of a 30-day month, 360-day year from the date of the Bonds. Bidders must specify the rate or rates of interest which the Bonds shall bear, provided, that: (i) the maximum interest rate bid shall not exceed ten percent (10%) per annum; (ii) each interest rate specified in any bid must be a multiple of one-eighth or one-twentieth of one percent (1/8 or 1/20 of 1%) per annum and a zero rate of interest cannot be named; (iii) each Bond shall bear interest from its date to its stated maturity date at the single rate of interest specified in the bid; (iv) no Bond shall bear more than one rate of interest; and (v) all Bonds maturing at any one time shall bear the same rate of interest.

**Principal Payments.** The Bonds shall mature on April 1 and October 1 (each a “Principal Payment Date”) of each year, commencing April 1, 2005 as set forth below. Subject to adjustment as hereinafter provided, the principal amount maturing on each date of each Principal Payment Date is as follows:

<u>Maturity</u>	<u>Principal Amount*</u>
April 1, 2005	\$1,175,000
October 1, 2005	1,195,000
April 1, 2006	1,375,000
October 1, 2006	1,415,000
April 1, 2007	1,445,000
October 1, 2007	1,470,000
April 1, 2008	375,000
October 1, 2008	380,000
April 1, 2009	385,000
October 1, 2009	390,000

---

\* Subject to adjustment in accordance with this Official Notice of Sale.

***Adjustment of Principal Payments.*** The principal amounts set forth in this Official Notice of Sale reflect certain estimates of the Corporation with respect to the likely interest rates of the winning bid. **Potential bidders will be notified via Thomson Municipal News prior to the sale of any change to the principal payment schedule for the Bonds to be utilized for the bidding process. The Corporation reserves the right to change the principal payment schedule set forth in this Official Notice of Sale after the determination of the winning bidder, by increasing or decreasing the aggregate principal amount of the Bonds by not more than ten percent (10%) by adjusting one or more principal payments of the Bonds in increments of \$5,000, provided that the aggregate principal amount of the Bonds shall not exceed \$10,000,000.** IN SUCH EVENT, THE PURCHASER MAY NOT WITHDRAW ITS BID OR CHANGE THE INTEREST RATES BID AS A RESULT OF ANY CHANGES MADE TO THE PRINCIPAL PAYMENTS OF THE BONDS IN ACCORDANCE WITH THIS OFFICIAL NOTICE OF SALE; PROVIDED, HOWEVER, THAT THE DOLLAR AMOUNT OF THE PRICE BID WILL BE CHANGED SO THAT THE PERCENTAGE OF NET COMPENSATION PAID TO THE PURCHASER DOES NOT INCREASE OR DECREASE FROM WHAT IT WOULD HAVE BEEN IF NO ADJUSTMENT HAD BEEN MADE TO THE PRINCIPAL AMOUNTS SHOWN IN THE MATURITY SCHEDULE BID UPON BY THE PURCHASER.

***No Optional Redemption.*** The Series 2004A Bonds are not subject to optional redemption prior to maturity.

***Special Redemption.*** The Series 2004A Bonds are subject to redemption at par plus accrued interest, without premium, on any date prior to their maturity, as a whole, or in part, from prepaid rental payments made by the Corporation from the Net Proceeds of any commercial insurance, self-insurance or condemnation award with respect to the Equipment if such Net Proceeds are not used to repair, replace or restore the Equipment.

The Series 2004A Bonds are also subject to redemption, without premium, on the first practicable date for which notice of redemption can be given, following receipt by the Trustee of a Certificate of Completion, in part, from moneys remaining in the Project Account and transferred to the Redemption Fund.

***Tax Matters.*** Squire, Sanders & Dempsey L.L.P. and Law Offices of Alexis S. M. Chiu, Co-Bond Counsel, will deliver an opinion with respect to the tax exempt status of interest paid on the Bonds. See "TAX MATTERS" in the Preliminary Official Statement.

In the event that prior to the delivery of the Bonds: (a) the income received by any private holder from bonds of the same type and character shall be declared to be taxable (either at the time of such declaration or at any future date) under any federal income tax law, either by the terms of such law or by ruling of a federal income tax authority or official which is followed by the Internal Revenue Service, or by decision of any federal court; or (b) any adverse tax effect on holders of the Bonds as such; the Purchaser may, at its option, prior to the tender of the Bonds by the Corporation, be relieved of its obligation to purchase the Bonds and in such case the deposit accompanying its bid will be returned. For purposes of the preceding sentence, interest will be treated as excluded from gross income for federal income tax purposes whether or not it is includable as an item of tax preference for calculating alternative minimum taxes or is otherwise includable for the purpose of calculating certain other tax liabilities.

***Legal Opinion.*** A complete copy of the proposed form of opinion of Co-Bond Counsel is set forth in Appendix G to the Preliminary Official Statement. The legal opinion of Squire, Sanders & Dempsey L.L.P. and Law Offices of Alexis S. M. Chiu, Co-Bond Counsel with respect to the Bonds, approving the validity of the Bonds, will be furnished, without cost, to the Purchaser upon delivery of the Bonds.

## TERMS OF SALE

**Form of Bid.** All bids must be for all, and not less than all, of the Bonds hereby offered for sale, for not less than the aggregate par amount thereof. All bids must be unconditional. Sealed or faxed bids must be in writing on the form attached hereto as Exhibit B, and must be signed by the bidder. Electronic bids must conform with the procedures established by Parity. Each bid must be submitted with a cashier's check in the amount of \$100,000 representing the bidder's good faith deposit (unless a financial surety bond is used) (see also "TERMS OF SALE—Good Faith Deposit" for additional information with respect to the good faith deposit) enclosed in a sealed envelope addressed to the City and County of San Francisco Finance Corporation, c/o the Director of the Mayor's Office of Public Finance of the City and County of San Francisco, City Hall, Room 336, 1 Dr. Carlton B. Goodlett Place, San Francisco, California 94102, and clearly marked "Proposal for City and County of San Francisco Finance Corporation Lease Revenue Bonds, Series 2004A" or words of similar import, or delivered by facsimile transmission or in electronic form (in which event a financial surety bond for the good faith deposit must have been provided or a check delivered), as hereinafter described and received by 8:30 a.m. California time, at the Mayor's Office of Public Finance, Attention: Nadia Sesay; Fax: (415) 554-4864, Telephone (415) 554-5956. Bidders may also call (415) 554-6643 to confirm receipt of any fax bids. If the sale of the Bonds is canceled or postponed, all sealed bids shall be returned unopened.

Solely as an accommodation to bidders, electronic bids will be received exclusively through Parity in accordance with this Official Notice of Sale, but no bid will be accepted after the time specified for receiving bids. To the extent any instructions or directions set forth in Parity conflict with this Official Notice of Sale, the terms of this Official Notice of Sale shall control. For further information about Parity, potential bidders may contact the Financial Advisor or Dalcomp at 395 Hudson Street, New York, New York; Telephone: (212) 806-8304.

THE CORPORATION RETAINS ABSOLUTE DISCRETION TO DETERMINE WHETHER ANY BID WHETHER SEALED, FAXED OR ELECTRONIC, IS TIMELY, LEGIBLE AND COMPLETE AND CONFORMS TO THIS OFFICIAL NOTICE OF SALE. THE CORPORATION TAKES NO RESPONSIBILITY FOR INFORMING ANY BIDDER PRIOR TO THE TIME FOR RECEIVING BIDS THAT ITS BID IS INCOMPLETE, ILLEGIBLE OR NONCONFORMING WITH THIS OFFICIAL NOTICE OF SALE OR HAS NOT BEEN RECEIVED.

**WARNINGS REGARDING FAX BIDS:** THE RECEIVING FAX MACHINE WILL BE DISCONNECTED AT THE DEADLINE FOR RECEIPT OF BIDS. ANY BIDS PRINTED THEREAFTER BY THE RECEIVING FAX MACHINE, PROVIDED THAT THE INTEREST RATES, TOTAL PURCHASE PRICE AND NAME AND SIGNATURE OF THE BIDDER ARE CLEARLY LEGIBLE, WILL BE CONSIDERED TIMELY; HOWEVER, NEITHER THE CORPORATION, THE FINANCIAL ADVISOR TO THE CORPORATION, NOR CO-BOND COUNSEL SHALL BE RESPONSIBLE FOR, AND THE BIDDER EXPRESSLY ASSUMES THE RISK OF, ANY INCOMPLETE, ILLEGIBLE, UNTIMELY OR NONCONFORMING BID SUBMITTED BY SUCH BIDDER BY FAX TRANSMISSION, INCLUDING, WITHOUT LIMITATION, BY REASON OF GARBLED TRANSMISSION, MECHANICAL FAILURE, ENGAGED TELEPHONE OR TELECOMMUNICATIONS LINES AT THE PLACE OF BID OPENING, OR ANY OTHER CAUSE FOR REJECTION ARISING OUT OF ANY BIDDER'S ELECTION TO DELIVER ITS BID BY MEANS OTHER THAN HAND DELIVERY. BIDDERS MAY CALL (415) 554-6643 TO CONFIRM RECEIPT OF THEIR BIDS.

**WARNING REGARDING ELECTRONIC BIDS:** THE CORPORATION WILL ACCEPT BIDS IN ELECTRONIC FORM SOLELY THROUGH PARITY. EACH BIDDER SUBMITTING AN ELECTRONIC BID UNDERSTANDS AND AGREES BY DOING SO THAT IT IS SOLELY RESPONSIBLE FOR ALL ARRANGEMENTS WITH PARITY, THAT THE CORPORATION NEITHER

ENDORSES NOR EXPLICITLY ENCOURAGES THE USE OF PARITY, AND THAT PARITY IS NOT ACTING AS AN AGENT OF THE CORPORATION OR THE CITY. INSTRUCTIONS AND FORMS FOR SUBMITTING ELECTRONIC BIDS MUST BE OBTAINED FROM PARITY, AND NEITHER THE CORPORATION NOR THE CITY ASSUMES ANY RESPONSIBILITY FOR ENSURING OR VERIFYING BIDDER COMPLIANCE WITH THE PROCEDURES OF PARITY. THE CORPORATION SHALL ASSUME THAT ANY BID RECEIVED THROUGH PARITY HAS BEEN MADE BY A DULY AUTHORIZED AGENT OF THE BIDDER.

THE CORPORATION WILL MAKE ITS BEST EFFORTS TO ACCOMMODATE ELECTRONIC BIDS; HOWEVER, NONE OF THE CORPORATION, THE CITY, THE FINANCIAL ADVISOR OR CO-BOND COUNSEL ASSUMES ANY RESPONSIBILITY FOR ANY ERROR CONTAINED IN ANY BID SUBMITTED ELECTRONICALLY, OR FOR FAILURE OF ANY BID TO BE TRANSMITTED, RECEIVED OR OPENED AT THE OFFICIAL TIME FOR RECEIPT OF BIDS. THE OFFICIAL TIME FOR RECEIPT OF BIDS WILL BE DETERMINED BY THE CORPORATION AT THE PLACE OF BID OPENING, AND THE CORPORATION SHALL NOT BE REQUIRED TO ACCEPT THE TIME KEPT BY PARITY AS THE OFFICIAL TIME.

IN THE EVENT OF A MALFUNCTION IN THE ELECTRONIC BIDDING PROCESS, BIDDERS SHOULD SUBMIT THEIR BIDS ON THE OFFICIAL BID FORM ATTACHED HERETO AS EXHIBIT B BY FAX TO: (415) 554-4864. BIDDERS MAY CALL (415) 554-6643 TO CONFIRM RECEIPT OF THEIR BIDS.

**Multiple Bids:** In the event multiple bids are received from a single bidder by any means or combination thereof, the Corporation shall accept the bid representing the lowest true interest cost to the Corporation, and each bidder agrees by submitting any bid to be bound by such best bid.

**Good Faith Deposit.** Each bid must be accompanied by a cashier's check in immediately available funds drawn on a bank or trust company transacting business in the State of California, or by a financial surety bond, in each case in the amount of \$100,000 payable to the order of the City and County of San Francisco Finance Corporation, to secure the Corporation from any loss resulting from the failure of the bidder to comply with the terms of its bid.

The Corporation does not encourage or discourage the use of a financial surety bond or any particular surety bond provider. The Corporation will accept a financial surety bond in lieu of a cashier's check under the terms described herein solely as an accommodation to bidders, and it is understood and agreed by each bidder using such a bond that the bidder must make its own arrangements with the provider of the bond.

If a financial surety bond is used, it must be from an insurance company licensed to issue such a bond in the State of California, whose claims-paying ability is rated in the highest rating category (without regard to subcategories) by Moody's and Standard & Poor's. **Such financial surety bond must be in place by no later than 8:30 a.m. (California time) on the date bids are to be received by the Mayor's Office of Public Finance, 1 Dr. Carlton B. Goodlett Place, Room 336, San Francisco, California 94102, Attention: Nadia Sesay; Telephone: (415) 554-5956, Fax: (415) 554-4864.** The financial surety bond must identify each bidder whose good faith deposit is guaranteed by such financial surety bond, and the Corporation has no responsibility for any failure of a financial surety bond to list any bidder or to be received on a timely basis as described in the preceding sentence. If the Bonds are awarded to a bidder utilizing a financial surety bond, then the Purchaser shall deliver its good faith deposit to the Corporation, c/o the Trustee, in the form of a cashier's check (meeting the requirements set forth above) or by wire transfer no later than 12:00 noon (California time) on the business day immediately following the award. The wire transfer is to be made to U.S. Bank National Association, ABA: 091000022, 180 East Fifth Street, St. Paul, Minnesota 55101, for credit to the City and County of San Francisco Finance Corporation, Account No. 180121167365, with

notice thereof to Nadia Sesay, Telephone: (415) 554-5956, Fax: (415) 554-4864. If such deposit is not received by that time, the financial surety bond shall be drawn by the Corporation to satisfy the deposit requirement.

No interest will be paid upon the deposit made by any bidder. Good faith deposit checks of all bidders (except the Purchaser) will be returned by the Corporation promptly following the award of the Bonds to the Purchaser. No interest will be paid upon the deposit made by any bidder. The deposit of the Purchaser will, immediately upon acceptance of its bid, become the property of the Corporation to be held and invested for the exclusive benefit of the Corporation. The principal amount of such deposit shall be applied to the purchase price of the Bonds at the time of delivery thereof.

If the purchase price is not paid in full upon tender of the Bonds, the Corporation shall retain the good faith deposit and the Purchaser shall have no right in or to the Bonds or to the recovery of its deposit, or to any allowance or credit by reason of such deposit, unless it shall appear that the Bonds cannot be validly issued if delivered to the Purchaser in the form and manner proposed. In the event of non-payment for the Bonds upon the valid tender thereof to the Purchaser, the Corporation reserves any and all rights granted by law to recover the full purchase price of the Bonds and, in addition, any damages suffered by the Corporation or the City.

***Discount to Principal Amount.*** Bids may include discounts to the principal amount with respect to any particular maturity; provided, however, that the aggregate purchase price of the Bonds may not be less than the par amount thereof.

***Municipal Bond Insurance at Bidder's Option.*** The Corporation has provided information to various bond insurers in order to pre-qualify the Bonds for municipal bond insurance. The Corporation will accept bids which are based upon the issuance of a municipal bond insurance policy for some or all of the Bonds by an insurer whose claims-paying ability is rated in the highest ratings category by Moody's Investors Service ("Moody's"), Standard & Poor's Ratings Services, a Division of the McGraw-Hill Companies ("Standard & Poor's"), and Fitch Ratings ("Fitch"), if such insurer is rated by Fitch Ratings. However, bids shall not be conditioned upon the issuance of any such policy. The Corporation makes no representation as to whether the Bonds will qualify for municipal bond insurance. Payment of any insurance premium and satisfaction of any conditions to the issuance of a municipal bond insurance policy and payment of any additional rating agency fees shall be the sole responsibility of the bidder. In particular, the Corporation will neither amend nor supplement the documents authorizing the issuance of the Bonds in any way, nor will it agree in advance of the sale of the Bonds to enter into any additional agreements with respect to the provision of any such policy. **FAILURE OF THE INSURANCE PROVIDER TO ISSUE ITS POLICY SHALL NOT CONSTITUTE CAUSE FOR A FAILURE OR REFUSAL BY THE PURCHASER TO ACCEPT DELIVERY OF OR PAY FOR THE BONDS.** The Purchaser must provide the Corporation with the municipal bond insurance commitment, including the amount of the policy premium, as well as information with respect to the municipal bond insurance policy and the insurance provider for inclusion in the final Official Statement within two (2) business days following the award of the Bonds by the Corporation. The Corporation will require a certificate from the insurance provider substantially in the form attached hereto as Exhibit A on or prior to the date of delivery of the Bonds, as well as an opinion of counsel to the insurance provider regarding the enforceability of the municipal bond insurance policy and a tax certificate, each in form reasonably satisfactory to the Corporation and Co-Bond Counsel. **IF THE PURCHASER FAILS TO CAUSE THE BOND INSURANCE POLICY AND ALL REQUIRED DOCUMENTATION TO BE DELIVERED TO THE CORPORATION AFTER THE OFFICIAL STATEMENT IS PRINTED WITH INFORMATION REGARDING BOND INSURANCE, THE PURCHASER SHALL PAY FOR ALL COSTS ASSOCIATED WITH REPRINTING OR "STICKERING" THE OFFICIAL STATEMENT.**



**Basis of Award.** Unless all bids are rejected, the Bonds will be awarded to the bidder whose bid represents the lowest true interest cost ("TIC") to the Corporation, taking into account the interest rate or rates and the premium, if any, specified in the bid. The TIC will be that nominal annual interest rate which, when compounded semiannually and used to discount to the dated date of the Bonds all payments of principal and interest payable on the Bonds, results in an amount equal to the price bid for the Bonds. In the event that two or more bidders offer bids for the Bonds at the same lowest TIC, the Corporation shall determine by lot which bidder shall be awarded such Bonds.

**Estimate of True Interest Cost.** Each bidder is requested, but not required, to state in its bid the amount of interest payable on the Bonds during the life of the issue and the percentage true interest cost to the Corporation (determined as described above), which estimate shall be considered as informative only and not binding on either the bidder or the Corporation.

**Right of Rejection and Waiver of Irregularity.** The Corporation reserves the right, in its sole and absolute discretion, to reject any and all bids, for any reason, and to waive any irregularity or informality in any bid.

**Prompt Award.** The Corporation will take action awarding the Bonds or rejecting all bids not later than 30 hours after the expiration of the date and time at which bids are received, unless such period for award is waived for the Purchaser. Prompt notice of the award will be given to the Purchaser.

**Qualification for Sale; Blue Sky.** Compliance with Blue Sky laws shall be the sole responsibility of the Purchaser. The Corporation will furnish such information and take such action not inconsistent with law as the Purchaser may request and the Corporation shall deem necessary or appropriate to qualify the Bonds for offer and sale under the Blue Sky or other securities laws and regulations of such states and other jurisdictions of the United States of America as may be designated by the Purchaser; *provided, however,* that the Corporation shall not execute a general or special consent to service of process or qualify to do business in connection with such qualification or determination in any jurisdiction. **The Purchaser will not offer to sell or solicit any offer to buy, the Bonds in any jurisdiction where it is unlawful for such Purchaser to make such offer, solicitation or sale, and the Purchaser shall comply with the Blue Sky and other securities laws and regulations of the states and jurisdictions in which the Purchaser sells the Bonds.**

**Delivery and Payment.** Delivery of the Bonds, in the form of one certificate for each maturity, shall be made to the Purchaser through the facilities of DTC in New York, New York, or at any other location mutually agreeable to both the Corporation and the Purchaser, as soon as practicable. The anticipated date of delivery of the Bonds is June 23, 2004. Payment for the Bonds (including any premium) must be made by wire transfer in funds immediately available in San Francisco. Any expense for making payment in immediately available funds shall be borne by the Purchaser. The costs of preparing the Bonds will be borne by the Corporation.

**Reoffering Price Certificate.** As soon as practicable, but not later than one (1) hour after the award of bids, the Purchaser must submit to the Corporation a certificate specifying for each maturity the reoffering price at which all of the Bonds of such maturity were offered to the general public and at which at least 10% of the Bonds of such maturity were sold (or reasonably expected to be sold) to the public in the form attached hereto as Exhibit C. The Purchaser for the Bonds will also be required to provide to the Corporation and Co-Bond Counsel the "bond yield" as described in Section 148 of the Internal Revenue Code of 1986, as amended. Such certificate shall be in form and substance satisfactory to Co-Bond Counsel and shall include such additional information as may be requested by Co-Bond Counsel.

**Right of Cancellation.** The Purchaser shall have the right, at its option, to cancel its obligation to purchase the Bonds if the Corporation shall fail to tender the Bonds for delivery within 60 days from the date

of sale thereof, and in such event the Purchaser shall only be entitled to the return of the principal amount of the deposit which accompanied its bid.

**No Litigation.** The Corporation will deliver a certificate of the Corporation stating that no litigation is pending (with service of process having been accomplished), or, to the knowledge of Counsel to the Corporation, threatened, concerning the validity of the Indenture or the Bonds, the corporate existence of the Corporation, or the title to their respective offices of the officers of the Corporation who will execute the Bonds.

In addition, the City will deliver a certificate of the City stating that no litigation is pending (with service of process having been accomplished), or, to the knowledge of the City Attorney, threatened, concerning the validity of the Lease, the corporate existence of the City, or the title to their respective offices of the officers of the City who will execute the Lease.

**CUSIP Numbers.** It is anticipated that CUSIP numbers will be printed on the Bonds and in the Official Statement, but neither the failure to print such numbers on any Bond nor any error with respect thereto shall constitute cause for a failure or refusal by the Purchaser to accept delivery of and pay for the Bonds in accordance with the terms of this Official Notice of Sale. The expenses associated with printing CUSIP numbers on the Bonds shall be paid by the Corporation, however, the CUSIP Service Bureau charge for the assignment of said CUSIP numbers shall be paid by the Purchaser.

**California Debt and Investment Advisory Commission Fee.** Attention of bidders is directed to California Government Code Section 8856, which provides that the Purchaser of the Bonds is responsible for payment of a statutory fee to the California Debt and Investment Advisory Commission within 60 days from the date of delivery of the Bonds. The Corporation expects the Purchaser to pay such fee promptly upon receipt of the invoice.

**Certificate Regarding Official Statement.** At the time of delivery of the Bonds, the Purchaser will receive a certificate, signed by an officer of the Corporation and the Controller of the City, confirming to the Purchaser that, to the best knowledge of said officers, the Official Statement relating to the Bonds (excluding information regarding underwriting, the policy of municipal bond insurance and the provider thereof, if any, and excluding the description of the book-entry only system of The Depository Trust Company, as to which no view shall be expressed), as of the date of sale of the Bonds and as of the date of delivery thereof, did not and does not contain any untrue statement of a material fact or omit to state a material fact necessary in order to make the statements made therein, in light of the circumstances under which they were made, not misleading.

**Official Statement.** Copies of the Preliminary Official Statement prepared by the Corporation will be available electronically at [www.i-dealprospectus.com](http://www.i-dealprospectus.com) or will be furnished to any interested bidder upon request to the financial advisor to the Corporation: Kitahata & Company, 137 Joost Avenue, San Francisco, California 94131, Telephone: (415) 710-1251, Fax: (415) 337-1320, Attention: Gary Kitahata; email: [gkitahata@aol.com](mailto:gkitahata@aol.com). In accordance with Rule 15c2-12 of the Securities and Exchange Commission ("Rule 15c2-12"), the Corporation deems such Preliminary Official Statement final as of its date, except for the omission of certain information permitted by Rule 15c2-12. Within seven business days after the date of award of the Bonds, the Purchaser will be furnished with a reasonable number of copies (not to exceed 150) of the final Official Statement, without charge. Upon the request of the Purchaser within two (2) days of the award of the Bonds, the Corporation will supply additional copies of the Official Statement at the expense of the Purchaser.

By making a bid for the Bonds, each bidder agrees, if awarded the Bonds, (i) to disseminate to all members of the underwriting syndicate, if any, copies of the final Official Statement, including any

supplements, (ii) to promptly file a copy of the final Official Statement, including any supplements, with a nationally recognized municipal securities information repository, as defined in Rule 15c2-12, and (iii) to take any and all other actions necessary to comply with applicable Securities and Exchange Commission and Municipal Securities Rulemaking Board rules governing the offering, sale and delivery of the Bonds to the ultimate purchasers, including without limitation the delivery of a final Official Statement to each investor who purchases Bonds.

The form and content of the final Official Statement of the Corporation is within the sole discretion of the Corporation. The Purchaser's name will not appear on the cover of the Official Statement.

**Continuing Disclosure.** In order to assist bidders in complying with Securities and Exchange Commission Rule 15c2-12(b)(5), the City will undertake, on behalf of the Corporation, pursuant to a Continuing Disclosure Certificate, to provide certain annual financial information and notices of the occurrence of certain events, if material. A description of this undertaking is set forth in the Preliminary Official Statement and will also be set forth in the final Official Statement.

**Right to Modify or Amend.** The Corporation reserves the right to modify or amend this Official Notice of Sale in any respect; provided, however, that any such modification or amendment shall be communicated to potential bidders through Thomson Municipal News not later than 1:00 p.m. (California Time) on the business day preceding the date prescribed for the receipt of bids. Failure of any bidder to receive notice of any modification or amendment shall not affect the sufficiency of any such notice.

**Postponement or Cancellation of Sale.** The Corporation may postpone or cancel the sale prior to the time bids are to be received, provided that notice is communicated to prospective bidders through Thomson Municipal News prior to the sale. Notice of a new time, or of a new date and time, if any, will be given through Thomson Municipal News, telephone or facsimile as soon as practicable following a postponement. Failure of any bidder to receive notice of postponement or cancellation shall not affect the sufficiency of any such notice. In the event of a postponement of the sale only, any subsequent bid submitted by a bidder will supersede any prior bid made. If the sale is cancelled, all sealed bids shall be returned unopened.

**Equal Opportunity.** It is the policy of the Corporation to encourage the inclusion of Minority and/or Women Business Enterprises certified by the San Francisco Human Rights Commission on prospective proposing syndicate/teams. Bidders are encouraged to assist the Corporation in implementing this policy by taking steps to include such enterprises as members of any bidding syndicate. A list of certified MBEs/WBEs can be obtained by contacting the San Francisco Human Rights Commission at 25 Van Ness Avenue, 8th Floor, San Francisco, California 94102, (415) 252-2500 or at the City's website: [www.sfgov.org/sfhumanrights/directory/mi065.htm](http://www.sfgov.org/sfhumanrights/directory/mi065.htm).

Dated: May 26, 2004

(THIS PAGE INTENTIONALLY LEFT BLANK)

**EXHIBIT A**

**CERTIFICATE OF BOND INSURER**

The undersigned, the duly authorized and acting \_\_\_\_\_ of \_\_\_\_\_ (the "Bond Insurer"), hereby certifies on behalf of the Bond Insurer as follows:

1. The statements contained in the Official Statement dated \_\_\_\_\_, 2004 (the "Official Statement"), relating to the \$\_\_\_\_\_ City and County of San Francisco Finance Corporation Lease Revenue Bonds, Series 2004A (the "Bonds") provided by the Insurer for use under the captions \_\_\_\_\_, which statements constitute descriptions or summaries of the Bond Insurer or the municipal bond insurance policy (the "Policy") of the Bond Insurer covering the Bonds, accurately reflect and fairly present the information set forth therein; and
2. The form of Policy set forth in Appendix \_\_ of the Official Statement is a true and complete copy of the Policy (except for omissions therefrom of particulars relating to the Bonds).

[NAME OF BOND INSURER]

By: \_\_\_\_\_

Title: \_\_\_\_\_

Phone: \_\_\_\_\_

(THIS PAGE INTENTIONALLY LEFT BLANK)

**EXHIBIT B**  
**OFFICIAL BID FORM AND PROPOSAL FOR THE PURCHASE OF**  
**\$9,605,000\***  
**CITY AND COUNTY OF SAN FRANCISCO FINANCE CORPORATION**  
**LEASE REVENUE BONDS, SERIES 2004A**

**BIDDING FIRM'S NAME:** \_\_\_\_\_

City and County of San Francisco Finance Corporation  
c/o Director of Mayor's Office of Public Finance  
City Hall  
1 Dr. Carlton B. Goodlett Place, Room 336  
San Francisco, California 94102  
**Fax Number: (415) 554-4864**  
Confirmation Number: (415) 554-6643

Subject to the provisions and in accordance with the terms of the Official Notice of Sale dated May 26, 2004 (the "Official Notice of Sale"), which is incorporated herein and made a part of this proposal, we hereby offer to purchase all of the Bonds described in the Official Notice of Sale on the following terms, including the submission of the required **Good Faith Deposit in the amount of \$100,000 in the form of (check one):** \_\_\_\_\_ **cashier's check or** \_\_\_\_\_ **surety bond;** and to pay therefore the price of \$ \_\_\_\_\_, which is equal to the par value of the Bonds, **plus a premium of \$** \_\_\_\_\_. Bidders are permitted to bid different rates of interest, but (i) each interest rate specified in any bid must be a multiple of 1/8 or 1/20 of 1% per annum and a zero rate of interest cannot be named; (ii) the maximum interest rate shall not exceed ten percent (10%) per annum, payable semiannually on April 1 and October 1 in each year beginning October 1, 2004; (iii) each bond shall bear interest from its date to its stated maturity date at the interest rate specified in the bid; (iv) a single interest payment shall be due on each bond on each interest payment date, and no supplemental payments will be permitted; and (v) all Bonds maturing at any one time shall bear the same interest rate.

**MATURITY SCHEDULE**

<u>Maturity</u>	<u>Principal Amount*</u>	<u>Interest Rate</u>
April 1, 2005	\$1,175,000	_____ %
October 1, 2005	1,195,000	_____
April 1, 2006	1,375,000	_____
October 1, 2006	1,415,000	_____
April 1, 2007	1,445,000	_____
October 1, 2007	1,470,000	_____
April 1, 2008	375,000	_____
October 1, 2008	380,000	_____
April 1, 2009	385,000	_____
October 1, 2009	390,000	_____

TIC (optional and not binding): \_\_\_\_\_ %

\_\_\_\_\_  
Authorized Signatory  
Phone Number: \_\_\_\_\_  
Fax Number: \_\_\_\_\_

Bond Insurer, if any: \_\_\_\_\_  
Maturities Insured: \_\_\_\_\_  
Bond Insurance Premium: \_\_\_\_\_

THE BIDDER EXPRESSLY ASSUMES THE RISK OF ANY INCOMPLETE, ILLEGIBLE, UNTIMELY OR OTHERWISE NONCONFORMING BID SUBMITTED BY FACSIMILE TRANSMISSION, INCLUDING, WITHOUT LIMITATION, BY REASON OF GARBLED TRANSMISSION, MECHANICAL FAILURE, ENGAGED TELEPHONE OR TELECOMMUNICATIONS LINES, OR ANY OTHER CAUSE ARISING FROM DELIVERY BY FACSIMILE TRANSMISSION RATHER THAN BY HAND. THE CORPORATION RETAINS ABSOLUTE DISCRETION TO DETERMINE WHETHER ANY BID IS TIMELY, LEGIBLE AND COMPLETE AND CONFORMS TO THE OFFICIAL NOTICE OF SALE.

\* Subject to adjustment in accordance with the Official Notice of Sale.

(THIS PAGE INTENTIONALLY LEFT BLANK)



**EXHIBIT C**

**REOFFERING PRICE CERTIFICATE**

**(TO BE DELIVERED BY THE PURCHASER AS DESCRIBED UNDER  
"REOFFERING PRICE CERTIFICATE" IN THE OFFICIAL NOTICE OF SALE)**

This certificate is being delivered by \_\_\_\_\_, on behalf of the underwriters (the "Underwriters") in connection with the issuance of the City and County of San Francisco Finance Corporation Lease Revenue Bonds, Series 2004A (the "Bonds"). Based upon its records and information available to it, which it believes to be correct, the undersigned hereby certifies that:

1. As of \_\_\_\_\_, 2004 (the "Sale Date"), the Underwriters had offered or reasonably expected to offer all of each maturity of the Bonds listed below to the general public (excluding bond houses, brokers, or similar persons acting in the capacity of underwriters or wholesalers) in a bona fide public offering at the prices shown for each maturity.

2. The issue prices of the various maturities of the Bonds as shown do not exceed their fair market prices or yields as of the Sale Date.

3. As of the date of this certificate, all of the Bonds listed have actually been offered to the general public at such prices.

4. At least 10% of each maturity of the Bonds has been sold at the prices no higher than those hereinafter shown.

Principal Payment Date	Price	Principal Payment Date	Price
April 1, 2005	_____%	October 1, 2007	_____%
October 1, 2005	_____	April 1, 2008	_____
April 1, 2006	_____	October 1, 2008	_____
October 1, 2006	_____	April 1, 2009	_____
April 1, 2007	_____	October 1, 2009	_____

Dated: \_\_\_\_\_, 2004

By: \_\_\_\_\_

Name: \_\_\_\_\_

Title: \_\_\_\_\_

Phone: \_\_\_\_\_

(THIS PAGE INTENTIONALLY LEFT BLANK)

**CITY AND COUNTY OF SAN FRANCISCO FINANCE CORPORATION**

Tom Hsieh  
*President*

Robert Gamble  
*Chief Financial Officer and  
Acting Secretary*

**CITY AND COUNTY OF SAN FRANCISCO**

Gavin Newsom, *Mayor*

**BOARD OF SUPERVISORS**

Matt Gonzalez, *Board President, District 5*

Michela Alioto-Pier, *District 2*  
Tom Ammiano, *District 9*  
Chris Daly, *District 6*  
Bevan Dufty, *District 8*  
Tony Hall, *District 7*

Fiona Ma, *District 4*  
Sophie Maxwell, *District 10*  
Jake McGoldrick, *District 1*  
Aaron Peskin, *District 3*  
Gerardo Sandoval, *District 11*

**CITY AND COUNTY OFFICIALS**

Susan Leal, *Treasurer*  
Edward M. Harrington, *Controller*  
William L. Lee, *City Administrator*  
Dennis J. Herrera, *City Attorney*

**PROFESSIONAL SERVICES**

Squire, Sanders & Dempsey L.L.P.  
San Francisco, California  
Law Offices of Alexis S. M. Chiu  
San Francisco, California  
*Co-Bond Counsel*

Miller Brown & Dannis  
San Diego, California  
*Corporate Counsel*

Kitahata & Company  
San Francisco, California  
*Financial Advisor*

U.S. Bank National Association  
San Francisco, California  
*Trustee*

TABLE OF CONTENTS

Page

INTRODUCTION .....	1
THE BONDS .....	2
SECURITY AND SOURCES OF PAYMENT FOR THE BONDS .....	4
THE PROJECT .....	7
SOURCES AND USES OF FUNDS .....	10
CERTAIN RISK FACTORS .....	10
CONSTITUTIONAL AND STATUTORY TAX LIMITATIONS .....	14
THE CORPORATION .....	17
TAX MATTERS .....	18
LEGAL MATTERS .....	19
CONTINUING DISCLOSURE .....	20
NO LITIGATION .....	20
RATINGS .....	20
PROFESSIONALS INVOLVED IN THE OFFERING .....	21
SALE OF THE BONDS .....	21
MISCELLANEOUS .....	21

**APPENDICES**

APPENDIX A – CITY AND COUNTY OF SAN FRANCISCO–ORGANIZATION AND FINANCES .....	A-1
APPENDIX B – CITY AND COUNTY OF SAN FRANCISCO–ECONOMY AND GENERAL INFORMATION .....	B-1
APPENDIX C – EXCERPTS FROM COMPREHENSIVE ANNUAL FINANCIAL REPORT OF THE CITY AND COUNTY OF SAN FRANCISCO FOR THE FISCAL YEAR ENDED JUNE 30, 2003 .....	C-1
APPENDIX D – SUMMARY OF CERTAIN PROVISIONS OF THE INDENTURE AND THE LEASE .....	D-1
APPENDIX E – FORM OF CONTINUING DISCLOSURE CERTIFICATE .....	E-1
APPENDIX F – DTC AND THE BOOK-ENTRY ONLY SYSTEM .....	F-1
APPENDIX G – PROPOSED FORM OF CO-BOND COUNSEL OPINION .....	G-1

**\$9,605,000\***

**CITY AND COUNTY OF SAN FRANCISCO FINANCE CORPORATION  
LEASE REVENUE BONDS, SERIES 2004A**

**INTRODUCTION**

This Official Statement, which includes the cover page and appendices hereto (this “Official Statement”), provides certain information concerning the issuance of \$9,605,000\* aggregate principal amount of the City and County of San Francisco Finance Corporation Lease Revenue Bonds, Series 2004A (the “Bonds”). Any capitalized term not defined herein shall have the meaning given to such term in “APPENDIX D—SUMMARY OF CERTAIN PROVISIONS OF THE INDENTURE AND THE LEASE—THE INDENTURE—Certain Defined Terms.” The Bonds are being issued pursuant to an Indenture, dated as of January 1, 1991, as amended and restated as of October 15, 1998, and as supplemented by the Twelfth Supplemental Indenture, dated as of June 1, 2004 (collectively, the “Indenture”), by and between the City and County of San Francisco Finance Corporation (the “Corporation”) and U.S. Bank National Association, San Francisco, California, as trustee (the “Trustee”). The Bonds are being sold to provide funds to finance the acquisition and installation of certain equipment (as more fully described herein, the “Equipment” or the “Project”) to be leased to the City and County of San Francisco (the “City”) under an Equipment Lease, dated as of January 1, 1991, as amended and restated as of October 15, 1998, and as supplemented by Equipment Lease Supplement No. 11, dated as of June 1, 2004, between the City and the Corporation (collectively, the “Lease”).

Prior to June 1990, the City Charter prohibited the City from engaging in the lease-purchase of equipment or real property through public entities or non-profit corporations using tax-exempt obligations without a vote of the electorate. On June 5, 1990, the voters of the City approved Proposition C, which amended the City Charter to allow the City to lease-purchase up to \$20 million of equipment through a non-profit corporation using tax-exempt obligations without an additional vote of the electorate. The principal amount of the obligations with respect to lease financings under Proposition C may not exceed in the aggregate at any time the principal amount of \$20 million, such amount to be increased by five percent each fiscal year, commencing with fiscal year 1990-1991. As of April 2, 2004, the maximum amount of obligations permitted under Proposition C and the Indenture was \$37,712,983 and \$17,120,000 principal amount of lease revenue bonds were outstanding.

Subject to abatement in whole or in part during any period in which there is substantial interference with the use and possession by the City of the Equipment constituting the Project, or any portion thereof, the City is required to pay to the Corporation specified Base Rental payments in amounts sufficient to pay, when due, the principal of and interest on the Bonds, and to pay certain Additional Rental payments (collectively, the “Rental Payments”) for use and possession of the Equipment and the City has covenanted to take such action as may be necessary to include all Rental Payments in its annual budgets and to make the necessary annual appropriations therefor. The Lease provides that such covenants of the City are deemed by the City to be and shall be construed to be ministerial duties imposed by law. See “SECURITY AND SOURCES OF PAYMENT FOR THE BONDS” herein.

Pursuant to the Indenture, the Corporation has assigned to the Trustee, for the benefit of the Owners, substantially all of its rights (excluding certain rights as set forth herein) under the Lease, including its right to receive and collect the Base Rental payments from the City under such Lease and its right as may be necessary to enforce payment of the Base Rental payments. The Corporation has entered into an Agency Agreement, dated as of January 1, 1991 (the “Agency Agreement”), with the City pursuant to

---

\* Preliminary, subject to change.

which the City is appointed as agent of the Corporation in connection with the acquisition and installation of the Equipment.

**THE BONDS ARE LIMITED OBLIGATIONS OF THE CORPORATION PAYABLE SOLELY FROM BASE RENTAL PAYMENTS MADE BY THE CITY PURSUANT TO THE LEASE AND OTHER AMOUNTS (INCLUDING THE PROCEEDS OF THE SALE OF THE BONDS) HELD IN CERTAIN FUNDS AND ACCOUNTS ESTABLISHED PURSUANT TO THE INDENTURE, OTHER THAN THE REBATE FUND, SUBJECT TO THE PROVISIONS OF THE INDENTURE PERMITTING THE APPLICATION OF SUCH AMOUNTS FOR THE PURPOSES AND ON THE TERMS AND CONDITIONS SET FORTH IN THE INDENTURE. THE CORPORATION SHALL BE OBLIGATED TO PAY THE PRINCIPAL OF AND INTEREST ON THE BONDS ONLY FROM THE FUNDS DESCRIBED IN THE INDENTURE AND NEITHER THE CORPORATION NOR ANY MEMBER OF ITS BOARD OF DIRECTORS SHALL INCUR ANY LIABILITY OR ANY OTHER OBLIGATION WITH RESPECT TO THE ISSUANCE OF THE BONDS. THE OBLIGATION OF THE CITY TO MAKE RENTAL PAYMENTS UNDER THE LEASE DOES NOT CONSTITUTE AN OBLIGATION OF THE CITY TO LEVY OR PLEDGE ANY FORM OF TAXATION OR FOR WHICH THE CITY HAS LEVIED OR PLEDGED ANY FORM OF TAXATION. NEITHER THE BONDS NOR THE OBLIGATION OF THE CITY TO MAKE RENTAL PAYMENTS UNDER THE LEASE CONSTITUTES A DEBT OF THE CITY, THE STATE OF CALIFORNIA OR ANY POLITICAL SUBDIVISION THEREOF WITHIN THE MEANING OF THE CONSTITUTION OF THE STATE OF CALIFORNIA OR ANY STATUTORY DEBT LIMITATION OR RESTRICTION.**

For certain financial information with respect to the City, see “SECURITY AND SOURCES OF PAYMENT FOR THE BONDS–City Budget and Finances” and “APPENDIX A–CITY AND COUNTY OF SAN FRANCISCO–Organization and Finances.”

For a discussion of certain risk factors associated with an investment in the Bonds, see “CERTAIN RISK FACTORS.”

For a discussion of constitutional and statutory limitations on the ability of the City to raise revenues and spend proceeds of taxes, see “CONSTITUTIONAL AND STATUTORY TAX LIMITATIONS” herein. For a discussion of demographic and economic information with respect to the City, see “APPENDIX B–CITY AND COUNTY OF SAN FRANCISCO–Economy and General Information.”

## **THE BONDS**

### **General Terms**

The Bonds are being sold in the aggregate principal amount of \$9,605,000\* and will be dated as of their date of delivery to the initial purchasers thereof. Interest on the Bonds, until the maturity or earlier redemption thereof, is payable on April 1 and October 1 of each year, commencing on October 1, 2004 (each a “Payment Date”). Bonds authenticated and registered on any date prior to the close of business on the first Record Date (as defined below) shall bear interest from the date of the Bonds. Bonds authenticated during the period between any Record Date and the close of business on its corresponding Interest Payment Date shall bear interest from such Interest Payment Date. Any other Bond shall bear interest from the Interest Payment Date immediately preceding the date of its authentication; provided, however, that if, at the time of authentication of any Bond, interest is then in default on outstanding Bonds, such Bond shall bear interest from the Interest Payment Date to which interest has previously been paid or made available for payment thereon. The interest represented by the Bonds is payable by check

---

\* Preliminary, subject to change.

mailed to the Owners at the addresses appearing on the Bond registration books as of the close of business on the 15th day of the calendar month immediately preceding such Interest Payment Date (the “Record Date”). The principal payable upon maturity or redemption with respect to the Bonds is payable upon surrender of such Bonds at the principal corporate trust office of the Trustee in San Francisco, California. The Bonds will be delivered in registered form, without coupons, registered in the name of Cede & Co., as nominee of The Depository Trust Company, (“DTC”) New York, New York. Individual purchases of the Bonds will be made in book-entry form only in the principal amount of \$5,000 or any integral multiple thereof. See “THE BONDS—THE BOOK-ENTRY ONLY SYSTEM” herein.

### **No Optional Redemption**

The Bonds are **not** subject to optional redemption.

### **Special Redemption**

The Bonds are subject to special redemption on any date prior to their maturity, as a whole, or in part, from prepaid Base Rental payments made by the City from the net proceeds of any commercial insurance, self-insurance or condemnation award with respect to the Equipment (the “Net Proceeds”), if such Net Proceeds are not used to repair, replace or restore the Equipment in accordance with the provisions of the Lease. The Bonds are also subject to redemption on the first practicable date for which notice of redemption can be given following receipt by the Trustee of a Certificate of Completion, in part, from moneys remaining in the Project Account within the Acquisition Fund and transferred to the Redemption Fund, if any, and from certain additional amounts transferred to the Trustee by the City pursuant to the Lease. See “THE PROJECT—Acquisition Fund” herein.

In the event of such a redemption, Bonds will be redeemed at a redemption price equal to the sum of the principal amount of the Bonds to be redeemed plus accrued interest thereon to the date fixed for redemption, without premium. Whenever Bonds are redeemed in part, the Trustee shall select the Bonds of each maturity to be redeemed so that the amounts of the Bonds which shall remain outstanding after such redemption shall be as nearly proportional as practicable to the aggregate annual amounts of Base Rental payments designated as the principal component to be thereafter payable pursuant to the Lease. Whenever less than all the outstanding Bonds of any maturity are to be redeemed on any one date, the Trustee shall select the bonds of such maturity to be redeemed by lot in any manner that the Trustee deems fair, and the Trustee shall promptly notify the Corporation and the City in writing of the numbers of the Bonds so selected for redemption.

The Trustee must give to the Owners notice of the redemption of Bonds. Such notice shall specify: (a) the Bonds or designated portions thereof which are to be redeemed, including the series designations of such Bonds, (b) the date of redemption, (c) the place where the redemption will be made, including the name and address of any paying agent, (d) the redemption price, (e) the CUSIP numbers assigned to the Bonds to be redeemed, (f) the numbers of the Bonds to be redeemed, and (g) the interest rate and stated maturity date of each Bond to be redeemed in whole or in part. Such notice shall further state that on the specified date there shall become due and payable upon each Bond or portion thereof being redeemed the redemption price, and that from and after such date interest represented thereby shall cease to accrue and be payable. Such notice of redemption shall be given by first class mail, postage prepaid, to the Owners of the Bonds designated for redemption at their addresses appearing on the Bond register, at least 30 days but not more than 60 days prior to the redemption date. Neither the failure to receive such notice nor any defect in such notice shall affect the validity of the proceedings for the redemption of Bonds, nor prevent the interest on such Bonds from ceasing to accrue upon the stated redemption date.

## **The Book-Entry Only System**

DTC will act as securities depository for the Bonds. The Bonds will be issued as fully-registered securities registered in the name of Cede & Co. (DTC's nominee). One fully-registered Bond certificate will be issued for each maturity of the Bonds in the aggregate principal amount of such maturity, and will be deposited with DTC. So long as all outstanding Bonds are registered in the name of Cede & Co., or its registered assigns, neither the Corporation nor the Trustee will have any responsibility for transmitting payments to, or notifying, any holder or Beneficial Owner of the Bonds. For further information concerning DTC's book-entry only system, see "APPENDIX F-DTC AND THE BOOK-ENTRY ONLY SYSTEM."

## **SECURITY AND SOURCES OF PAYMENT FOR THE BONDS**

The Bonds are secured by and payable from Base Rental payments made to the Corporation under the Lease so long as the City has use and possession of the Equipment. To further secure Base Rental payments, the Corporation will grant all rights, title and interest in the Equipment to the Trustee for the benefit of the Owners of the Bonds.

### **Base Rental Payments**

The City has agreed under the Lease that so long as the City has the right to use and possess the Equipment it will make Base Rental payments which are calculated to be at least sufficient, in both time and amount, to equal debt service requirements on the Bonds. The Trustee shall collect and receive all of the Base Rental payments, and any Base Rental payments collected or received by the Corporation must immediately be paid by the Corporation to the Trustee. All Base Rental payments shall be held in trust by the Trustee in the Base Rental Payment Fund to be used: first, for payment of interest on the Bonds; second, for payment of the principal of the Bonds as it becomes payable; and third, for replenishment of the Reserve Fund. After making any deposits necessary for the foregoing purposes, the Trustee will transfer any amounts remaining in the Base Rental Payment Fund to the Surplus Fund. Any amounts in the Surplus Fund not required for payment of principal of and interest on the Bonds, upon request by the Corporation, may be used for redemption or purchase of Bonds or transferred to the Working Capital Fund or to the City.

The Base Rental payments will be abated proportionately during any period in which, by reason of any damage, theft or destruction, there is substantial interference with the use and possession of the Equipment, or any portion thereof, by the City or the Corporation cannot deliver possession of any item of Equipment to the City by the Scheduled Completion Date (as defined below). Such abatement shall continue for the period commencing on the date of such damage, theft or destruction and ending on the date of completion by the Corporation of the work of repair or replacement of the damaged, stolen or destroyed Equipment or portion thereof or so long as possession of the Equipment is not delivered to the City. Any abatement of Base Rental payments could affect the Corporation's ability to pay debt service on the Bonds, although the Lease requires the City to maintain rental interruption insurance for at least a 12-month period and the Indenture requires that a Reserve Fund be established. See "CERTAIN RISK FACTORS-Abatement" herein.

### **Base Rental Payment Schedule**

The Lease requires the City to make Base Rental payments on each March 15 and September 15, commencing September 15, 2004, in payment for the use and possession of the Equipment during the



term of the Lease. A portion of Base Rental payments representing interest will be funded from the proceeds of the Bonds through February 1, 2006.\*

The Indenture requires that Base Rental payments be deposited in the Base Rental Payment Fund maintained by the Trustee. Pursuant to the Indenture, on April 1 and October 1 of each year, commencing on October 1, 2004, the Trustee will apply amounts on deposit in the Base Rental Payment Fund as necessary to make principal and interest payments with respect to the Bonds as the same shall become due and payable, as shown in the following table.

SERIES 2004A DEBT SERVICE SCHEDULE

<u>Payment Date <sup>(1)</sup></u>	<u>Principal</u>	<u>Interest<sup>(2)</sup></u>	<u>Total</u>	<u>Fiscal Year Total</u>
October 1, 2004	\$	\$		\$
April 1, 2005				
October 1, 2005				
April 1, 2006				
October 1, 2006				
April 1, 2007				
October 1, 2007				
April 1, 2008				
October 1, 2008				
April 1, 2009				
October 1, 2009				
<b>TOTAL</b>	<u>\$</u>	<u>\$</u>	<u>\$</u>	<u>\$</u>

(1) Under the Lease, the City is required to pay Base Rental at least 15 days prior to the respective Payment Dates on the Bonds.

(2) A portion of Base Rental payments representing interest will be funded from the proceeds of the Bonds through February 1, 2006.\*

**Limited Obligation**

**THE BONDS ARE LIMITED OBLIGATIONS OF THE CORPORATION PAYABLE SOLELY FROM BASE RENTAL PAYMENTS MADE BY THE CITY PURSUANT TO THE LEASE AND ANY OTHER AMOUNTS (INCLUDING THE PROCEEDS OF THE SALE OF THE BONDS) HELD IN CERTAIN FUNDS AND ACCOUNTS ESTABLISHED PURSUANT TO THE INDENTURE, OTHER THAN THE REBATE FUND, SUBJECT TO THE PROVISIONS OF THE INDENTURE PERMITTING THE APPLICATION OF SUCH AMOUNTS FOR THE PURPOSES AND ON THE TERMS AND CONDITIONS SET FORTH IN THE INDENTURE. THE CORPORATION SHALL BE OBLIGATED TO PAY THE PRINCIPAL OR REDEMPTION PRICE OF, AND INTEREST ON, THE BONDS ONLY FROM THE FUNDS DESCRIBED IN THE INDENTURE AND NEITHER THE CORPORATION NOR ANY MEMBER OF ITS BOARD OF DIRECTORS SHALL INCUR ANY LIABILITY OR ANY OTHER OBLIGATION IN RESPECT OF THE ISSUANCE OF THE BONDS.**

\* Preliminary, subject to change.

## Reserve Fund

The Indenture establishes a Reserve Fund to be held by the Trustee, which will be initially funded from proceeds of the Bonds in an amount equal to the Reserve Requirement, initially \$960,500.\* Such moneys will be held in trust as a reserve for the payment when due of all debt service payments on the Bonds. To reflect the declining debt service structure of the Bonds, the Reserve Requirement will be reduced to the following amounts on the following dates (and such reductions will be used to pay portions of the principal and interest on the Bonds due on such dates) unless the Trustee determines, as of the date of any such reduction, that insufficient funds will be on deposit in the Interest Fund and the Principal Fund to pay any interest or principal due (or past due) on the Bonds on such dates:

<u>Date</u>	<u>Amount</u>
October 1, 2005	\$
October 1, 2006	
October 1, 2007	
October 1, 2008	

Any amounts on deposit in the Reserve Fund in excess of the Reserve Requirement will be transferred to the Base Rental Payment Fund for deposit in the Interest Account and Principal Account.

## Covenant to Budget

The City has covenanted in the Lease to take such action as may be necessary to include the Base Rental payments and Additional Rental payments in its annual budgets and to make the necessary annual appropriations for such payments. The Lease provides that such covenants on the part of the City are deemed and construed to be ministerial duties imposed by law, and it is the duty of each and every public official of the City to take such action and do such things as are required by law in the performance of the official duty of such officials to enable the City to carry out and perform the covenants and agreements in the Lease.

**IF THE CITY DEFAULTS ON ITS COVENANTS IN THE LEASE TO INCLUDE ALL RENTAL PAYMENTS IN THE APPLICABLE ANNUAL BUDGETS AND SUCH DEFAULT SHALL HAVE CONTINUED FOR 30 DAYS OR MORE, THE TRUSTEE MAY EITHER TERMINATE THE LEASE AND RELET OR SELL THE EQUIPMENT OR ANY COMPONENT THEREOF OR MAY RETAIN THE LEASE AND HOLD THE CITY LIABLE FOR ALL RENTAL PAYMENTS ON AN ANNUAL BASIS. THE OBLIGATION TO BUDGET AND MAKE SUCH RENTAL PAYMENTS DOES NOT CONSTITUTE A DEBT OF THE CITY, THE STATE OF CALIFORNIA OR ANY POLITICAL SUBDIVISION THEREOF WITHIN THE MEANING OF ANY CONSTITUTIONAL OR STATUTORY LIMITATION OR RESTRICTION, AND THE CITY IS NOT OBLIGATED TO LEVY OR PLEDGE ANY FORM OF TAXATION NOR HAS THE CITY LEVIED OR PLEDGED ANY FORM OF TAXATION FOR PAYMENT OF BASE RENTAL.**

## City Budget and Finances

For a discussion of the budget and finances of the City, see “APPENDIX A—CITY AND COUNTY OF SAN FRANCISCO—Organization and Finances—City Budget and Finances” and “APPENDIX C—EXCERPTS FROM COMPREHENSIVE ANNUAL FINANCIAL REPORT OF THE CITY AND COUNTY OF SAN FRANCISCO FOR THE

---

\* Preliminary, subject to change.

YEAR ENDED JUNE 30, 2003.” In addition, the annual financial reports of the City are available on the internet at <http://www.ci.sf.ca.us/controller/>.

**Investment Policy**

For a discussion of the City’s investment policy and a description of the City’s investment portfolio regarding surplus cash, See “APPENDIX A–CITY AND COUNTY OF SAN FRANCISCO–Organization and Finances–Investment Policy.”

**THE PROJECT**

**Description of the Equipment Acquisition Program**

Under the Lease, the City will lease various pieces of equipment from the Corporation (each piece individually a “Component”, and collectively the “Equipment”) for the general governmental purposes of the City. Under the Agency Agreement, the City will act as the agent of the Corporation in acquiring the Equipment. At the expiration of the Lease Term relating to a specific Component, title to such Component will vest in the City. The estimated cost of the various Components the City expects to acquire is as follows:

**2004A EQUIPMENT LIST**

Equipment	Units	Estimated Total Cost	Lease Term (Years)
Vehicle Replacement	15	\$375,000	3
Sedan Full Size Lev-Transporter	1	32,000	3
Fully Equipped Animal Control Van	1	38,000	3
Gas Chromatograph	1	110,000	5
Head Space Gas Chromatograph	1	68,100	5
Ortho Clinic Replacement	1	375,900	5
Sterrad Sterilizer	1	115,553	5
Anesthesia Machine	6	299,040	5
Anesthesia Gas Monitors	15	147,765	5
Defibrillator	4	34,400	5
Bladder Scanner	3	43,944	5
Electroencephalograph (EEG)	1	28,345	5
Patient Lifting Device	25	110,275	5
Hi Low & Prone Gurneys	10	53,640	5
Computed Radiography	1	233,000	5
Van	3	90,000	3
Packers	1	150,000	3
Sweeper	2	400,000	3
Sweeper, Regenerative	2	300,000	3
Servers, Computers, Printers	1	31,000	3
Pickup Truck w/Dump, 3/4 ton	1	26,000	3
Mini-Dump, 1 ton	2	82,000	3
Crewcab Dump, 1 ton	3	93,000	3
Crewcab Stakebed	2	86,200	3
Large Utility Truck (Cribber)	1	140,000	3
Backhoe Loader	1	109,000	3
Pickup, 3/4 ton	2	68,000	3

Equipment	Units	Estimated Total Cost	Lease Term (Years)
Dump Truck	1	44,000	3
Flat Bed Truck	1	65,000	3
Light Tower-Generator	1	45,000	3
Wood Chipper	1	45,000	3
Triple Combination Pumper	3	942,000	5
Ambulance	1	107,000	5
Battalion Command Vehicle	2	92,000	5
Hurst Tool Units	2	40,000	5
CNG Sedan - Honda Civic	1	23,683	3
Hybrid Sedan - Toyota	1	22,432	3
12 Passenger Van - Ford E350	2	53,660	3
7-Passenger Van - Chevy Venture	1	22,173	3
Three-Wheeled Vehicles	3	86,631	3
1/2 ton Pick Up Truck	1	31,250	3
Brush Tree Chipper-Brush Bandit #200	2	63,000	3
Truck - 3/4 ton w/Utility Bed	2	69,000	3
Turf Rake	1	16,000	3
Turf Vehicle - Workman 3200	2	37,800	3
Turf Vehicle	2	41,000	3
Truck - 3/4 ton Dump Bed	1	45,000	3
Truck 3/4 ton w/Utility Body	4	138,000	3
Truck - Dump 6-7YD F750	2	149,000	3
Turf Vehicle	1	18,900	3
Truck - 3/4 ton	2	73,000	3
Truck - 1/4 ton Ford Ranger	1	20,500	3
Turf Vehicle	1	19,500	3
Truck - 1/4 ton	1	20,000	3
Tub Grinder	1	500,000	3
Trommel Screen	1	290,000	3
Forklift	1	20,000	3
Pickup, 1/2 Ton, Full, Lev	1	30,000	3
Ford Van CNG	4	110,400	3
Marked Cars	19	750,500	3
Marked Vans - Prisoner Transport	4	150,000	3
Unmarked Cars	12	324,000	3
Off Road Motorcycles	8	72,000	3
<b>Totals:</b>	<b>201</b>	<b>\$8,217,591</b>	

To the extent items of Equipment are acquired for amounts less than the estimated cost shown, the City will either purchase additional items of Equipment that will be subject to and automatically be incorporated within the Lease or will redeem Bonds at par. See “THE BONDS–Special Redemption” herein. To the extent that the items of Equipment cost more than estimated, the City may elect to purchase fewer items of Equipment than shown above. The City may, at any time during the lease term, substitute items of Equipment if such substituted equipment shall have, in the aggregate, the same or longer useful life and the same or greater value than the original Equipment for which it is substituted. All substituted Equipment shall be subject to the Lease.

### **Additional Rental**

The City shall also pay, as Additional Rental under the Lease, certain amounts required by the Corporation for payment of its administrative costs, insurance premiums and taxes in connection with the Project, and Rebate Fund deficiencies, if any. All amounts received by the Corporation as Additional Rental under the Lease will be deposited in the Working Capital Fund. Upon the Written Request of the Corporation, the Trustee will disburse amounts in the Working Capital Fund for the payment of taxes and assessments, insurance premiums, and any administrative cost of the Corporation or charges required to be paid by the Corporation in order to maintain its existence or to comply with the terms of the Bonds or of the Indenture.

### **Acquisition Fund**

All moneys in the Acquisition Fund are required by the Indenture to be applied by the Trustee to the payment of any Project Costs (or for making reimbursements to the Corporation, the City or any other person for such costs). The Trustee will establish a Project Account within the Acquisition Fund for the Bonds. Amounts in the Project Account may be distributed by the Trustee only to pay costs related to the Project. Upon receipt by the Trustee of a Certificate of Completion for the Project, all amounts remaining in the Project Account are required to be transferred by the Trustee to the Rebate Fund as needed, or to the Redemption Fund to be applied to redeem Bonds.

### **Repair and Maintenance**

The Lease requires the City, at its own expense, to maintain the Equipment in good working order and to make or cause to be made all necessary and proper repairs and replacements of the Equipment. In addition, the City is required to purchase and maintain rental interruption insurance as well as fire, theft, vandalism, flood and extended coverage insurance on the Equipment. The City has also agreed to insure or self-insure against claims based on comprehensive general liability, automobile liability and physical property damage which result from its operations, including but not limited to its use of the Equipment. See “APPENDIX D–SUMMARY OF CERTAIN PROVISIONS OF THE INDENTURE AND THE LEASE–The Lease–Insurance.”

## SOURCES AND USES OF FUNDS

### Sources and Uses of Funds

The estimated sources and uses of funds are as follows:

Sources of Funds:

Par Amount	
Original Issue Premium	
Underwriter's Discount	( _____ )
Total Sources	

Use of Funds:

Acquisition Fund	
Capitalized Interest <sup>(1)</sup>	
Reserve Fund	
Costs of Issuance Fund <sup>(2)</sup>	
Working Capital Fund	_____
Total Uses	

---

<sup>(1)</sup> A portion of Base Rental payments representing interest will be funded from the proceeds of the Bonds through February 1, 2006.\*

<sup>(2)</sup> Includes amounts for legal fees, Trustee fees, financial advisory fees, rating agency fees, printing costs and other costs of issuing the Bonds.

## CERTAIN RISK FACTORS

This section provides a general overview of certain risk factors which should be considered, in addition to the other matters set forth in this Official Statement, in evaluating an investment in the Bonds. Each prospective investor in the Bonds is encouraged to read this Official Statement in its entirety. This section is not meant to be a comprehensive or definitive list of the risks associated with an investment in the Bonds and additional risk factors may become evident in the future. Any one or more of the risk factors discussed below, among others, could lead to a decrease in the market value and/or in the liquidity of the Bonds. The order in which this information is presented does not necessarily reflect the relative importance of various risks.

### Rental Payments Not a Debt of the City

The obligation of the City to pay the Rental Payments does not constitute an obligation of the City to levy or pledge any form of taxation or for which the City has levied or pledged any form of taxation. The obligation of the City to pay Rental Payments does not constitute an indebtedness of the City and County of San Francisco, the State of California (the "State") or any of its political subdivisions within the meaning of any constitutional or statutory debt limitation or restriction.

---

\* Preliminary, subject to change.

## **Additional Obligations**

Subject to certain City Charter restrictions, the City may incur other obligations, which may constitute additional charges against its revenues, without the consent of the Owners of the Bonds. To the extent that the City incurs additional obligations, the funds available to make Rental Payments may be decreased. The City is currently liable on other obligations payable from general revenues. See “APPENDIX A–CITY AND COUNTY OF SAN FRANCISCO–Organization and Finances–Statement of Direct and Overlapping Bonded Debt,” “–Tax Supported Debt Service” and “–Lease Payments and Other Long-Term Obligations.” See also “APPENDIX C–EXCERPTS FROM COMPREHENSIVE ANNUAL FINANCIAL REPORT OF THE CITY AND COUNTY OF SAN FRANCISCO FOR THE FISCAL YEAR ENDED JUNE 30, 2003.”

## **Abatement of Rental Payments**

The obligation of the City under the Lease to make Base Rental payments is in consideration for the use and right of possession of the Equipment. The obligation of the City to make Base Rental payments may be abated in whole or in part if the City does not have full use and right of possession of any portion of the Equipment, and if the portion of the Equipment then available for beneficial use and possession by the City has an aggregate fair rental value below the amount of the applicable Base Rental payments. If all of the Equipment is not acquired, delivered, installed and accepted, the City may not be obligated to make any, or all, of the applicable Base Rental payments. However, the City has covenanted under the Lease and the Agency Agreement to acquire, deliver, and install the Equipment, and to cause such acquisition, delivery and installation to be completed on or prior to February 1, 2006.\*

In the event Base Rental payments are abated, no assurances can be given that moneys on deposit in the Base Rental Payment Fund and Reserve Fund or proceeds of rental interruption insurance will be sufficient to pay the debt service on the Bonds. In addition, even if such amounts are sufficient to make such payments, moneys remaining in the Reserve Fund after such payments may be less than the Reserve Requirement.

The amount of Base Rental payments due under the Lease will be abated during any period in which by reason of damage, theft, destruction, condemnation or title defect there is substantial interference with the use and right of possession of the Equipment. Such abatement shall continue for the period commencing with the date of such damage, theft, destruction, condemnation or title defect and shall end with the restoration of the Equipment or any portion thereof to useable condition or correction of the title defect. Reserve Fund moneys and the proceeds of rental interruption insurance may be used by the Trustee to make payments with respect to the Bonds in the event Base Rental payments received by the Trustee are insufficient to pay principal or interest on the Bonds as such amounts become due. **If damage, destruction, condemnation or title defect with respect to the Equipment or any portion thereof results in abatement of Base Rental payments and the resulting Base Rental payments, together with moneys, if any, in the Reserve Fund and any proceeds of rental interruption insurance, are insufficient to make all payments with respect to the Bonds during the period that the Equipment, or portion thereof, is being restored, then such payments may not be made and no remedy will be available to the Trustee or the Owners and Beneficial Owners under the Lease or Indenture for nonpayment under such circumstances.**

Notwithstanding the provisions of the Lease and the Indenture specifying the extent of abatement in the event of the City’s failure to have use and possession of the Equipment, such provisions may be superseded by operation of law, and, in such event, the resulting Base Rental payments of the City may not be sufficient to pay all of that portion of the remaining principal and interest with respect to the Bonds.

---

\* Preliminary, subject to change.

### **Limited Recourse on Default**

The Lease and Indenture provide that, if there is a default by the City, the Trustee may take possession of and relet the Equipment (except with respect to any computer software Component other than Integrated Software as described below). The amounts received from such reletting may be insufficient to pay the scheduled principal and interest on the Bonds when due. Due to the essential nature of the governmental function of some of the Equipment, it is not certain whether a court would permit the exercise of the remedies of repossession, reletting, or sale with respect thereto. Furthermore, the enforcement of any remedies provided in the Lease and in the Indenture could prove to be both expensive and time-consuming.

The Lease provides that any remedies on default shall be exercised by the Trustee, as assignee of the Corporation. Upon the occurrence and continuance of the City's failure to deposit with the Trustee any Base Rental and/or Additional Rental when due, or in the event that the City fails to perform any other terms, covenants, conditions or agreements contained in the Lease and such failure shall have continued for 30 days or more, the Trustee or the Owners of not less than a majority in aggregate principal amount of Bonds then Outstanding, shall be entitled, upon notice in writing to the City and the Corporation, (i) to terminate the Lease and to retake possession of the Equipment, (ii) without terminating the Lease, (A) to collect each installment of Rental Payments as it becomes due and enforce any other term or provision of the Lease to be kept or performed by the City and/or (B) to exercise any and all rights to retake possession of the Equipment, and (iii) to exercise any other right or remedy which may be available to it under applicable law or proceed by appropriate court action to enforce the terms of the Lease or to recover damages for the breach thereof. Additionally, unless and until the Lease has been terminated pursuant to the terms thereof, the City is liable for all unpaid Base Rental and Additional Rental and any other governmental charges, costs or fees, or expenses incurred by reason of the occurrence of any event of default or the exercise of the remedies. See "APPENDIX D—SUMMARY OF CERTAIN PROVISIONS OF THE INDENTURE AND THE LEASE—THE LEASE—Defaults and Remedies."

In addition to the limitations on remedies contained in the Lease and the Indenture, the rights and remedies provided in those documents may be limited by and are subject to provisions of federal bankruptcy laws, as now or hereafter enacted, and to other laws or equitable principles that may affect creditors' rights. See "CERTAIN RISK FACTORS—Bankruptcy" herein.

### **Remedies Limited as to Software**

Certain Components of the Equipment scheduled to be acquired with the proceeds of the Bonds include the acquisition of software, which will not be owned by the Corporation, but will instead be licensed to the Corporation and sublicensed to the City. Additional or substitute items of Equipment may also include the acquisition of software. In general, the software licenses give the Corporation and the City the right to use the software on the Components of the Equipment for which the software was acquired. The licenses do not permit the City or the Corporation to transfer, sell or assign the rights to the software not constituting Integrated Software to any third party. Because of this restriction, the Indenture prohibits the exercise of any termination and/or reletting remedy with respect to software (other than Integrated Software). However, in the event of default under the Lease with respect to any Component (including software) the Trustee would have the right to exercise such remedies with respect to all Integrated Software and non-software Components.

### **No Acceleration on Default**

In the event of default, there is no remedy of acceleration of the total Base Rental payments for the term of the Lease. Any suit for money damages would be subject to the legal limitations on remedies against cities and counties in the State of California, including a limitation on enforcement of judgments against funds needed to serve the public welfare and interest.



## **Enforcement of Remedies**

The enforcement of any remedies provided in the Lease and the Indenture could prove both expensive and time consuming. The rights and remedies provided in the Lease and the Indenture may be limited by and are subject to the limitations on legal remedies against cities in the State, including State constitutional limits on expenditures and limitations on the enforcement of judgments against funds needed to serve the public welfare and interest, by federal bankruptcy laws, as now or hereafter enacted, applicable bankruptcy, insolvency, reorganization, moratorium, or similar laws relating to or affecting the enforcement of creditors' rights generally, now or hereafter in effect, equity principles which may limit the specific enforcement under State law of certain remedies, the exercise by the United States of America of the powers delegated to it by the Constitution, the reasonable and necessary exercise, in certain exceptional situations, of the police powers inherent in the sovereignty of the State and its governmental bodies in the interest of serving a significant and legitimate public purpose and the limitations on remedies against municipal corporations in the State. Bankruptcy proceedings, or the exercise of powers by the federal or State government, if initiated, could subject the Owners of the Bonds to judicial discretion and interpretation of their rights in bankruptcy or otherwise, and consequently may entail risks of delay, limitation, or modification of their rights. The legal opinions to be delivered concurrently with the delivery of the Bonds will be qualified, as to the enforceability of the Bonds, the Indenture, the Lease and other related documents, by bankruptcy, insolvency, reorganization, moratorium, arrangement, fraudulent conveyance and other laws relating to or affecting creditors' rights, to the application of equitable principles to the exercise of judicial discretion in appropriate cases and to the limitations on legal remedies against charter cities and counties and non-profit public benefit corporations in the State. See "CERTAIN RISK FACTORS—Bankruptcy" herein.

## **No Liability of Corporation to the Owners**

Except as expressly provided in the Indenture, the Corporation will not have any obligation or liability to the Owners of the Bonds with respect to the payment when due of the Rental Payments by the City, or with respect to the performance by the City of other agreements and covenants required to be performed by it contained in the Lease or the Indenture, or with respect to the performance by the Trustee of any right or obligation required to be performed by it contained in the Indenture.

## **Change in Law**

No assurance can be given that the State or the City electorate will not at some future time adopt initiatives, or that the State Legislature or the City's Board of Supervisors will not enact legislation, to amend the laws of the State, the State Constitution or the City's Charter, respectively, in a manner that could result in a reduction of the City's general fund revenues and therefore a reduction of the funds legally available to the City to make Base Rental payments. See, for example, "CONSTITUTIONAL AND STATUTORY TAX LIMITATIONS—Article XIII C and XIII D of the California Constitution."

## **Bankruptcy**

In addition to the limitations on remedies contained in the Lease and the Indenture, the rights and remedies provided in the Indenture and the Lease may be limited by and are subject to the provisions of federal bankruptcy laws, as now or hereafter enacted, and to other laws or equitable principles that may affect the enforcement of creditors' rights.

Under Chapter 9 of the Bankruptcy Code (Title 11, United States Code), which governs the bankruptcy proceedings for public agencies, there are no involuntary petitions in bankruptcy. It is not clear that the Corporation would be protected by Chapter 9 from an involuntary bankruptcy. If the City were to file a petition under Chapter 9 of the Bankruptcy Code, the Owners, the Trustee and the Corporation could be

prohibited or severely restricted from taking any steps to enforce their rights under the Lease, and from taking any steps to collect amounts due from the City under the Lease.

Although the Corporation's activities are limited and it generally does not have any assets or engage in activities that could give rise to debts and obligations, the City would not be able to prevent the Corporation from filing any petition for bankruptcy. The Corporation has entered into financing leases with the City and has issued bonds amounting in the aggregate to \$236,150,000 in outstanding principal (including \$17,120,000 outstanding under the Indenture). See "APPENDIX A-CITY AND COUNTY OF SAN FRANCISCO-Organization and Finances-Lease Payments and Other Long-Term Obligations"; "APPENDIX C-EXCERPTS FROM COMPREHENSIVE ANNUAL FINANCIAL REPORT OF THE CITY AND COUNTY OF SAN FRANCISCO FOR THE YEAR ENDED JUNE 30, 2003", Note 8. In the event the Corporation declared bankruptcy or were declared a bankrupt, the bankruptcy court would have the power to review and abrogate lease arrangements entered into by the Corporation involving the assignment of revenues to other parties, including the Lease and the Indenture. The court could order, at least for some period of time, that the Corporation not allow any of its revenues received from the City under the Lease to be paid over to the Trustee.

## **CONSTITUTIONAL AND STATUTORY TAX LIMITATIONS**

Several constitutional and statutory limitations on taxes, revenues and expenditures exist under State law which limits the ability of the City to impose and increase taxes and other revenue sources and to spend such revenues, and which, under certain circumstances, would permit existing revenue sources of the City to be reduced by vote of the City electorate. These constitutional and statutory limitations, and future limitations, if enacted, could potentially have an adverse impact on the City's general finances and its ability to raise revenue, or maintain existing revenue sources, in the future. A summary of the currently effective limitations is set forth below.

### **Article XIII A of the California Constitution**

Article XIII A of the California Constitution, known as Proposition 13, was approved by the California voters in June of 1978. It limits the amount of ad valorem tax on real property to 1% of "full cash value," as determined by the county assessor. Article XIII A defines "full cash value" to mean the county assessor's valuation of real property as shown on the 1975-76 tax bill under "full cash value," or thereafter, the appraised value of real property when "purchased, newly constructed or a change in ownership has occurred" (as such terms are used in Article XIII A) after the 1975 assessment. Furthermore, all real property valuation may be increased to reflect the inflation rate, as shown by the consumer price index or comparable data, in an amount not to exceed 2% per year, or may be reduced in the event of declining property values caused by damage, destruction or other factors. Article XIII A provides that the 1% limitation does not apply to ad valorem taxes to pay interest or redemption charges on (1) indebtedness approved by the voters prior to July 1, 1978, (2) any bonded indebtedness for the acquisition or improvement of real property approved on or after July 1, 1978, by two-thirds of the votes cast by the voters voting on the proposition, or (3) bonded indebtedness incurred by a school district or community college district for the construction, reconstruction, rehabilitation or replacement of school facilities or the acquisition or lease of real property for school facilities, approved by 55% of the voters of the district voting on the proposition, but only if certain accountability measures are included in the proposition.

Section 51 of the Revenue and Taxation Code permits county assessors who have reduced the assessed valuation of a property as a result of natural disasters, economic downturns or other factors, to subsequently "recapture" such value (up to the pre-decline value of the property) at an annual rate higher than 2%, depending on the assessor's measure of the restoration of value of the damaged property. The constitutionality of this procedure was challenged in a lawsuit brought in the Orange County Superior

Court entitled *County of Orange v. Orange County Assessment Appeals Board No. 3* (Case No. 00CC03385 in files of that court) and in similar lawsuits brought in other counties, on the basis that the decrease in assessed value creates a new “base year value” for purposes of Proposition 13 and that subsequent increases in the assessed value of a property by more than 2% in a single year violate Article XIII A. In 2001, the Orange County Superior Court issued an order declaring the recapture practice to be unconstitutional as applied to the taxpayers in that case. In December 2002, the Superior Court certified the case as a class action, affecting all Orange County taxpayers subject to assessment recapture. The court’s final judgment in favor of the taxpayers was released April 18, 2003. Orange County filed an appeal to the California Court of Appeal, and the Court of Appeal, on March 26, 2004, reversed the decision of the Orange County Superior Court. An appeal of the decision of the Court of Appeal has been filed with the California Supreme Court. However, the California Supreme Court has not yet determined whether or not it will consider the appeal. The City is unable to predict the final outcome of this litigation and what effect, if any, it might have on assessed values in the City and on the City’s property tax revenues.

Since its adoption, Article XIII A has been amended a number of times. These amendments have created a number of exceptions to the requirement that property be assessed when purchased, newly constructed or a change in ownership has occurred. These exceptions include certain transfers of real property between family members, certain purchases of replacement dwellings for persons over age 55 and by property owners whose original property has been destroyed in a declared disaster and certain improvements to accommodate disabled persons and for seismic upgrades to property. These amendments have resulted in marginal reductions in the property tax revenues of the City.

Both the California State Supreme Court and the United States Supreme Court have upheld the validity of Article XIII A.

#### **Article XIII B of the California Constitution**

Article XIII B of the California Constitution limits the annual appropriations from the proceeds of taxes of the State and any city, county, school district, authority or other political subdivision of the State to the level of appropriations for the prior fiscal year, as adjusted for changes in the cost of living, population and services rendered by the governmental entity. However, no limit is imposed on the appropriation of local revenues and taxes to pay debt service on bonds existing or authorized by January 1, 1979, or subsequently authorized by the voters. Article XIII B includes a requirement that if an entity’s revenues in any year exceed the amount permitted to be spent, the excess would have to be returned by revising tax or fee schedules over the next two years.

See APPENDIX C—“EXCERPTS FROM COMPREHENSIVE ANNUAL FINANCIAL REPORT OF THE CITY AND COUNTY OF SAN FRANCISCO FOR THE FISCAL YEAR ENDED JUNE 30, 2003” for information on the City’s appropriations limit.

#### **Articles XIII C and XIII D of the California Constitution**

Proposition 218, approved by the voters of the State in 1996, added Articles XIII C and XIII D to the State Constitution, which affect the ability of local governments, including charter cities such as the City, to levy and collect both existing and future taxes, assessments, fees and charges. Proposition 218 does not affect the levy and collection of taxes on voter-approved debt once such debt has been approved by the voters. However, Proposition 218 affects the City’s finances in other ways. Article XIII C requires that all new local taxes be submitted to the electorate for approval before such taxes become effective. Under Proposition 218, the City can only continue to collect taxes that were imposed after January 1, 1995 if voters subsequently approved such taxes by November 6, 1998. All of the City’s local taxes subject to such approval either have been reauthorized in accordance with Proposition 218 or discontinued. The voter approval requirements of Article XIII C reduce the City’s flexibility to manage

fiscal problems through new, extended or increased taxes. No assurance can be given that the City will be able to raise taxes in the future to meet increased expenditure requirements.

In addition, Article XIII C addresses the initiative power in matters of local taxes, assessments, fees and charges. Pursuant to Article XIII C, the voters of the City could, by initiative, repeal, reduce or limit any existing or future local tax, assessment, fee or charge, subject to certain limitations imposed by the courts and additional limitations with respect to taxes levied to repay bonds. The City raises a substantial portion of its revenues from various local taxes which are not levied to repay bonded indebtedness and which could be reduced by initiative under Article XIII C. No assurance can be given that the voters of the City will not approve initiatives that repeal, reduce or prohibit the imposition or increase of local taxes, assessments, fees or charges. See APPENDIX A—“CITY AND COUNTY OF SAN FRANCISCO—Organization and Finances—Other City Tax Revenues” for a discussion of other City taxes that could be affected by Proposition 218.

With respect to the City’s general obligation bonds, the State Constitution and the laws of the State impose a duty on the Board to levy a property tax sufficient to pay debt service coming due in each year; the initiative power cannot be used to reduce or repeal the authority and obligation to levy such taxes which are pledged as security for payment of the City’s general obligation bonds or to otherwise interfere with performance of the duty of the City with respect to such taxes which are pledged as security for payment of those bonds.

Article XIII D contains several provisions making it generally more difficult for local agencies, such as the City, to levy and maintain “assessments” (as defined in Article XIII D) for local services and programs. The City cannot predict the future impact of Proposition 218 on the finances of the City, and no assurance can be given that Proposition 218 will not have a material adverse impact on the City’s revenues.

### **Statutory Limitations**

On November 4, 1986, California voters adopted Proposition 62, an initiative statute that, among other matters, requires (i) that any new or increased general purpose tax be approved by a two-thirds vote of the local governmental entity’s legislative body and by a majority vote of the voters, and (ii) that any new or increased special purpose tax be approved by a two-thirds vote of the voters.

Following the adoption of Proposition 62, some courts held that the voter approval requirement for local taxes was unlawful. In *Santa Clara County Local Transportation Authority v. Guardino*, 11 Cal. 4th 220 (1995) (the “*Santa Clara* decision”), the California Supreme Court overruled these decisions. The Court upheld a Court of Appeal decision invalidating a one-half cent countywide sales tax for transportation purposes levied by a local transportation authority. The Supreme Court based its decision on the failure of the authority to obtain a two-thirds vote for the levy of a “special tax” as required by Proposition 62. The *Santa Clara* decision did not address the question of whether it should be applied retroactively. In *McBrearty v. City of Brawley* (1997) 59 Cal. App. 4<sup>th</sup> 1441, the Fourth District Court of Appeal concluded that the *Santa Clara* decision is to be applied retroactively to require voter approval of taxes enacted after the adoption of Proposition 62 but before the *Santa Clara* decision.

The *Santa Clara* decision also did not decide, and the California Supreme Court has not otherwise decided, whether Proposition 62 applies to charter cities. The City is a charter city. Cases decided by the California Court of Appeals have held that the voter approval requirements of Proposition 62 do not apply to certain taxes imposed by charter cities. See, *Fielder v. City of Los Angeles* (1993) 14 Cal. App. 4<sup>th</sup> 137 and *Fisher v. County of Alameda* (1993) 20 Cal. App. 4<sup>th</sup> 120.

Proposition 62 as an initiative statute does not have the same level of authority as a constitutional initiative, but is analogous to legislation adopted by the State Legislature, except that it may be amended

only by a vote of the State’s electorate. Since it is a statute, it is subordinate to the authority of charter cities, derived from the state constitution, to impose taxes. Proposition 218, however, incorporates the voter approval requirements initially imposed by Proposition 62 into the State Constitution. For a discussion of taxes affected by Proposition 218 see “Articles XIII C and XIII D of the California Constitution” above.

Even if a court were to conclude that Proposition 62 applies to charter cities, San Francisco’s exposure would be insignificant. The effective date of Proposition 62 was November 1986. Proposition 62 contains provisions that apply to taxes imposed on or after August 1, 1985. Since August 1, 1985, the City has collected taxes on businesses, hotel occupancy, utility use, parking, property transfer, stadium admissions and vehicle rentals. Only the hotel and stadium admissions taxes have been increased since that date. The increases in these taxes were ratified by the voters on November 3, 1998 pursuant to a requirement in Proposition 218. With the exception of the vehicle rental tax, the City continues to collect all of the taxes listed above. Since these remaining taxes were adopted prior to August 1, 1985, and have not been increased, these taxes would not be subject to Proposition 62 even if Proposition 62 applied to a charter city. See “APPENDIX A—CITY AND COUNTY OF SAN FRANCISCO—Organization And Finances—Other City Tax Revenues.”

### **Future Initiatives**

Articles XIII A, XIII B, XIII C and XIII D and Proposition 62 were each adopted as measures that qualified for the ballot pursuant to the State’s initiative process. From time to time other initiative measures could be adopted, further affecting revenues of the City or the City’s ability to expend revenues. The nature and impact of these measures cannot be anticipated by the City.

## **THE CORPORATION**

The Corporation is a non-profit public benefit corporation duly organized and validly existing under the Nonprofit Public Benefit Corporation Law (Section 5110 *et seq.* of the California Corporations Code). The Corporation was formed in 1991 by the Chief Administrative Officer of the City pursuant to a resolution of the Board of Supervisors of the City. The purpose of the Corporation is to provide a means to finance, through lease financings, the acquisition, construction and installation of facilities, equipment and other tangible real and personal property for the City’s general governmental purposes.

### **Governance and Administration**

The Corporation is governed by a Board of Directors. The initial Board of Directors was appointed by the Chief Administrative Officer of the City. Members of the Board of Directors are appointed by the existing Board of Directors to indefinite terms and serve without compensation. The Board of Directors is authorized to have three members. However, currently, the Board of Directors has two members, which are as follows:

Name	Date of Appointment
Tom Hsieh, President	May 23, 1997
Robert Gamble, Chief Financial Officer and Acting Secretary	May 23, 1997

Mr. Hsieh is a former member of the Board of Supervisors of the City, former Chairman of the Budget Committee of the Board, former Chairman of the San Francisco Transportation Authority and former director of Renaissance Hotel Group, N.V., a New York Stock Exchange listed corporation, where he

formerly served on both the Audit Committee and the Compensation Committee. Mr. Hsieh is a former director of The Bank of Canton of California where he served as the Audit Committee chairman.

Mr. Gamble was previously the Director of the Goldman Environmental Foundation of the Richard & Rhoda Goldman Fund and he formerly served as the Deputy Executive Director, Finance and Project Development of the Redevelopment Agency of the City and County of San Francisco.

The Corporation has no employees. Pursuant to an Administrative Services Agreement dated May 23, 1997, between the City and the Corporation, the City provides administrative services to the Corporation.

### **Outstanding Debt**

In addition to the Bonds and the other lease revenue bonds outstanding under its equipment lease program (as of April 2, 2004, in the aggregate principal amount of \$17,120,000), the Corporation has issued other bonds secured by separate leases with the City. Additional bonds secured by separate leases with the City may be issued by the Corporation from time to time. See “APPENDIX A—CITY AND COUNTY OF SAN FRANCISCO—Organization and Finances—Statement of Direct and Overlapping Bonded Debt” and “—Lease Payments and Other Long-Term Obligations.” No amount received by or on behalf of the Corporation with respect to any other bonds issued by the Corporation is available to secure payment of the Bonds.

### **TAX MATTERS**

In the opinions of Squire, Sanders & Dempsey L.L.P., San Francisco, California, and of Law Offices of Alexis S. M. Chiu, San Francisco, California, Co-Bond Counsel, under existing law, (i) interest on the Bonds is excluded from gross income for federal income tax purposes under Section 103 of the Internal Revenue Code of 1986, as amended (the “Code”), and is not an item of tax preference for purposes of the federal alternative minimum tax imposed on individuals and corporations, and (ii) interest on the Bonds is exempt from State of California personal income taxes. An opinion to those effects will be included in the separate legal opinions of Co-Bond Counsel. A complete copy of the proposed form of opinion of each Co-Bond Counsel is set forth in Appendix G. Co-Bond Counsel will express no opinion as to any other tax consequences regarding the Bonds.

The opinion on federal tax matters will be based on and will assume the accuracy of certain representations and certifications, and continuing compliance with certain covenants, of the Corporation and the City to be contained in the transcript of proceedings for the Bonds and that are intended to evidence and assure the foregoing, including that the Bonds are and will remain obligations the interest on which is excluded from gross income for federal income tax purposes. Co-Bond Counsel will not independently verify the accuracy of those certifications and representations.

The Code prescribes a number of qualifications and conditions for the interest on state and local government obligations to be and to remain excluded from gross income for federal income tax purposes, some of which require future or continued compliance after issuance of the obligations in order for the interest to be and to continue to be so excluded from the date of issuance. Noncompliance with these requirements by the Corporation or the City may cause the interest on the Bonds to be included in gross income for federal income tax purposes and thus to be subject to federal income tax retroactively to the date of issuance of the Bonds. The Corporation and the City have each covenanted to take the actions required of it for the interest on the Bonds to be and to remain excluded from gross income for federal income tax purposes, and not to take any actions that would adversely affect that exclusion.

Under the Code, interest on the Bonds earned by certain corporations may be subject to a corporate alternative minimum tax. In addition, interest on the Bonds may be subject to a branch profits tax

imposed on certain foreign corporations doing business in the United States and to a tax imposed on excess net passive income of certain S corporations.

Under the Code, the exclusion of interest from gross income for federal income tax purposes may have certain adverse federal income tax consequences on items of income, deduction or credit for certain taxpayers, including financial institutions, certain insurance companies, recipients of Social Security and Railroad Retirement benefits, those that are deemed to incur or continue indebtedness to acquire or carry tax-exempt obligations and individuals otherwise eligible for the earned income tax credit. The applicability and extent of these or other tax consequences will depend upon the particular tax status or other tax items of the owner of the Bonds. Co-Bond Counsel will express no opinion regarding those consequences.

Purchasers of the Bonds at other than their original issuance at the respective prices indicated on the cover of this Official Statement should consult their own tax advisers regarding other tax considerations such as the consequences of market discount or premium.

### **Original Issue Premium**

Certain of the Bonds (“Premium Bonds”) as indicated on the cover of this Official Statement were offered and sold to the public at a price in excess of their stated redemption price (the principal amount) at maturity. That excess constitutes bond premium. For federal income tax purposes, bond premium is amortized over the period to maturity of a Premium Bond, based on the yield to maturity of that Premium Bond (or, in the case of a Premium Bond callable prior to its stated maturity, the amortization period and yield may be required to be determined on the basis of an earlier call date that results in the lowest yield on that Premium Bond), compounded semiannually. No portion of that bond premium is deductible by the owner of a Premium Bond. For purposes of determining the owner’s gain or loss on the sale, redemption (including redemption at maturity) or other disposition of a Premium Bond, the owner’s tax basis in the Premium Bond is reduced by the amount of bond premium that accrues during the period of ownership. As a result, an owner may realize taxable gain for federal income tax purposes from the sale or other disposition of a Premium Bond for an amount equal to or less than the amount paid by the owner for that Premium Bond. A purchaser of a Premium Bond at its issue price in the initial offering who holds that Bond to maturity (or, in the case of a callable Premium Bond, to its earlier call date that results in the lowest yield on that Bond) will realize no gain or loss upon the retirement of that Bond.

Owners of Premium Bonds should consult their own tax advisers as to the determination for federal income tax purposes of the amount of bond premium properly accruable in any period with respect to the Premium Bonds and as to other federal tax consequences and the treatment of bond premium for state and local income tax purposes.

## **LEGAL MATTERS**

Certain legal matters incident to the authorization, issuance and sale of the Bonds and with regard to the tax-exempt status of the interest on the Bonds (see “TAX MATTERS”) are subject to the separate legal opinions of Squire, Sanders & Dempsey L.L.P., San Francisco, California and the Law Offices of Alexis S. M. Chiu, San Francisco, California, Co-Bond Counsel. The signed legal opinions of Co-Bond Counsel, dated and premised on facts existing and law in effect as of the date of original delivery of the Bonds, will be delivered to the initial purchasers of the Bonds at the time of original delivery of the Bonds.

The proposed form of the separate legal opinions of Co-Bond Counsel is set forth in Appendix G hereto. The legal opinions to be delivered may vary from that text if necessary to reflect facts and law on the date of delivery. Each opinion will speak only as of its date, and subsequent distributions of it by recirculation

of this Official Statement or otherwise shall create no implication that Co-Bond Counsel has reviewed or expresses any opinion concerning any of the matters referred to in the opinion subsequent to its date. In rendering its opinion, Co-Bond Counsel will rely upon certificates and representations of facts to be contained in the transcript of proceedings for the Bonds, which Co-Bond Counsel will not have independently verified.

Co-Bond Counsel undertake no responsibility for the accuracy, completeness or fairness of this Official Statement. Certain legal matters will be passed upon for the City by the City Attorney and for the Corporation by Miller Brown & Dannis, San Diego, California, Counsel to the Corporation.

### **CONTINUING DISCLOSURE**

The City has covenanted for the benefit of the Owners and Beneficial Owners of the Bonds to provide certain financial information and operating data relating to the City (the "Annual Report"), not later than 270 days after the end of the City's fiscal year (which currently ends on June 30), commencing with the report for the 2003-04 Fiscal Year, which is due no later than March 27, 2005, and to provide notices of the occurrence of certain enumerated events, if material. The Annual Report will be filed by the City with each Nationally Recognized Municipal Securities Information Repository and the State Repository, if any. The notices of material events will be filed by the City with each Nationally Recognized Municipal Securities Information Repository or with the Municipal Securities Rulemaking Board and with the State Repository, if any. The specific nature of information to be contained in the Annual Report and the notices of material events is summarized in "APPENDIX E—FORM OF CONTINUING DISCLOSURE CERTIFICATE." These covenants have been made in order to assist the Underwriters in complying with Securities and Exchange Commission Rule 15c2-12(5)(b). The City has never failed to comply in all material respects with any previous undertakings pursuant to said Rule to provide annual reports or notices of material events.

### **NO LITIGATION**

No litigation is pending with service of process having been accomplished or, to the knowledge of Corporate Counsel, threatened, concerning the validity of the Bonds or the Indenture, and Corporate Counsel will issue an opinion to that effect. In addition, no litigation is pending with service of process having been accomplished or, to the knowledge of the City Attorney, threatened, concerning the validity of the Lease, and the City Attorney will issue an opinion to that effect. The opinions of the City Attorney and Corporate Counsel will be furnished to the initial purchaser at the time of the original delivery of the Bonds. The City is not aware of any litigation pending or threatened questioning the political existence of the City or contesting the City's ability to appropriate or make Base Rental payments.

### **RATINGS**

Moody's Investors Service ("Moody's"), Standard & Poor's Rating Services, A Division of The McGraw-Hill Companies, Inc. ("S&P"), and Fitch Ratings ("Fitch") have assigned municipal bond ratings of "A2 (con.)," "AA- p," and "A," respectively, to the Bonds. Certain information (some of which is not included in this Official Statement) was supplied by the City to the rating agencies to be considered in evaluating the Bonds. The ratings reflect only the views of each rating agency, and any explanation of the significance of any rating may be obtained only from the respective credit rating agencies: Moody's, at 99 Church Street, New York, NY 10007, telephone: (212) 553-0882; S&P, at 25 Broadway, New York, NY 10004, telephone: (212) 438-2074; and Fitch, at One State Street Plaza, New York, NY 10004, telephone (212) 908-0500. No assurance can be given that any rating issued by any rating agency will be retained for any given period of time or that the same will not be revised or withdrawn entirely by such



rating agency, if in its judgment circumstances so warrant. Any such revision or withdrawal of the ratings obtained may have an adverse effect on the market price of the Bonds. The City undertakes no responsibility to oppose any such downward revision, suspension or withdrawal.

### **PROFESSIONALS INVOLVED IN THE OFFERING**

Kitahata & Company has acted as Financial Advisor to the Corporation in connection with the issuance, sale and delivery of the Bonds. Kitahata & Company is an independent advisory firm not engaged in the business of underwriting, trading or distributing municipal securities or other public securities. Kitahata & Company will receive compensation from the City contingent upon the sale and delivery of the Bonds. Squire, Sanders & Dempsey L.L.P., and Law Offices of Alexis S. M. Chiu, have acted as Co-Bond Counsel in connection with the issuance, sale and delivery of the Bonds. Co-Bond Counsel will receive compensation from the City contingent upon the sale and delivery of the Bonds. U.S. Bank National Association is acting as trustee and registrar with respect to the Bonds.

### **SALE OF THE BONDS**

The Bonds were sold at competitive bid on \_\_\_\_\_, 2004. The Bonds were awarded to \_\_\_\_\_ at a purchase price of \$\_\_\_\_\_. The Official Notice of Sale provides that all Bonds will be purchased if any are purchased, the obligation to make such purchase being subject to certain terms and conditions set forth in the Official Notice of Sale, the approval of certain legal matters by Co-Bond Counsel, and certain other conditions. The Underwriter has represented to the City that the Bonds were reoffered to the public at the prices or yields set forth on the cover page hereof producing original issuance premium of \$\_\_\_\_\_, which the underwriter has retained as its compensation. The Underwriter may offer and sell the Bonds to certain dealers and others at prices lower than the public offering prices shown on the cover page hereof. The offering prices may be changed from time to time by the Underwriter.

### **MISCELLANEOUS**

References made herein to certain documents, reports and laws are brief summaries thereof that do not purport to be complete or definitive, and the reader is referred to the complete contents of each such document, report and laws.

Any statements in this Official Statement involving matters of opinion, whether or not expressly so stated, are intended as such and not as representations of fact. This Official Statement is not to be construed as a contract or agreement between the City or the Corporation and the purchasers or Owners and Beneficial Owners of any of the Bonds. The preparation and distribution of this Official Statement have been authorized by the Corporation and the City. For further information, please contact the Corporation, c/o the Mayor's Office of Public Finance at (415) 554-5956.

The execution and delivery of this Official Statement have been authorized by the Corporation.

CITY AND COUNTY OF SAN FRANCISCO  
FINANCE CORPORATION

By: \_\_\_\_\_  
President

(THIS PAGE INTENTIONALLY LEFT BLANK)

## APPENDIX A

### CITY AND COUNTY OF SAN FRANCISCO ORGANIZATION AND FINANCES

#### Government and Organization

San Francisco is a city and county chartered pursuant to Article XI, Sections 3, 4, 5 and 6 of the Constitution of the State of California (the “State”), the only consolidated city and county in the State. San Francisco can exercise the powers of both a city and a county under State law. On April 15, 1850, several months before California became a state, the original charter was granted to the City and County of San Francisco (the “City”). Under its original charter, the City committed itself to a policy of municipal ownership of utilities. The Municipal Railway, when acquired from a private operator in 1912, was the first such city-owned public transit system in the nation. In 1914, the City obtained its municipal water system, including the Hetch Hetchy watershed near Yosemite. The San Francisco International Airport (“SFO”), although located fourteen miles south of downtown San Francisco in San Mateo County, is owned and operated by the City. In 1969, the City acquired the Port of San Francisco (the “Port”) in trust from the State. Substantial expansions and improvements have been made to these enterprises since their respective dates of original acquisition.

In November 1995, San Francisco voters approved a new charter, which went into effect in most respects on July 1, 1996 (the “Charter”). As compared to the previous charter, the Charter generally expands the roles of the Mayor and the Board of Supervisors (the “Board”) in setting policy and determining budgets, while reducing the authority of the various City commissions, which are composed of appointed citizens. Under the Charter, the Mayor’s appointment of commissioners is subject to approval by a two-thirds vote of the Board. The Mayor appoints department heads from nominations submitted by the commissioners.

The City has an elected Board consisting of eleven members and an elected Mayor who serves as chief executive officer, each serving a four-year term. The City Attorney, Assessor-Recorder, District Attorney, Treasurer, Sheriff and Public Defender are also elected directly by the citizens. School functions are carried out by the San Francisco Unified School District and the San Francisco Community College District, each a separate legal entity with a separately elected governing board. The Charter provides a civil service system for City employees.

Gavin Newsom was elected the 42<sup>nd</sup> Mayor of San Francisco on December 9, 2003 and was sworn into office on January 8, 2004. Mayor Newsom had been elected to the San Francisco Board of Supervisors three times and served on the Board from 1997 until he became Mayor. Mayor Newsom grew up in the San Francisco Bay Area and graduated from Santa Clara University in 1989 with a Bachelor of Arts degree in Political Science. Prior to and during his tenure on the Board, Mayor Newsom was also a successful small business owner opening his first local business, the PlumpJack Wine Shop, in 1992. Over the years, Mayor Newsom expanded his business, creating over 700 jobs in San Francisco.

Matt Gonzalez, a former trial attorney in the Public Defender’s Office, was elected to the Board in 2000 and was elected President of the Board by a majority of the Supervisors in January 2003. Tom Ammiano, former member of the Board of Education was elected to the Board in 1994 and re-elected in 1998 and 2000. The following Supervisors were elected in November 2000: Jake McGoldrick, a college English teacher; Aaron Peskin, president of an environmental non-profit organization; Chris Daly, an affordable housing organizer; Tony Hall, a City employee; Sopenhia (“Sophie”) Maxwell, an electrician; and Gerardo

Sandoval, a deputy public defender. Chris Daly and Sophie Maxwell were re-elected in November 2002. Bevan Dufty, a former Congressional aide and Neighborhood Services Director of the City, and Fiona Ma, a licensed certified public accountant, were elected to four-year terms on the Board on December 10, 2002. Michela Alioto-Pier was appointed to the Board of Supervisors in January 2004. She previously served on the San Francisco Port Commission.

Dennis J. Herrera, City Attorney, was elected to a four-year term on December 11, 2001 and assumed office on January 8, 2002. Before becoming City Attorney, Mr. Herrera was a partner in a private law firm and had served in the Clinton Administration as Chief of Staff of the U.S. Maritime Administration. He also served as president of the San Francisco Police Commission and was a member of the San Francisco Public Transportation Commission. Mr. Herrera received his law degree from George Washington University School of Law and became a member of the California Bar in 1989.

Edward M. Harrington serves as the City Controller. Mr. Harrington was appointed to a ten-year term as Controller in March 1991 by then-Mayor Art Agnos and was re-appointed to a new ten-year term in 2000, by then-Mayor Willie L. Brown, Jr. As Chief Fiscal Officer and Auditor, he monitors spending for all officers, departments and employees charged with receipt, collection or disbursement of City funds, including those in the \$4.8 billion annual budget. The Controller certifies the accuracy of budgets, receives and disburses funds, estimates the cost of ballot measures, provides payroll services for 29,000 employees and directs performance and financial audits of City activities. Before becoming Controller, Mr. Harrington had been the Assistant General Manager and Finance Director of the San Francisco Public Utilities Commission (the "PUC"). He was responsible for the financial activities for the Municipal Railway (public transit), Water Department and Hetch Hetchy Water and Power System. Mr. Harrington worked with the PUC from 1984 to 1991. From 1980 to 1984, Mr. Harrington was an auditor with KPMG Peat Marwick, specializing in government, non-profit and financial institution clients, and was responsible for the audit of the City and County of San Francisco. While working for KPMG, Mr. Harrington became a certified public accountant.

Susan Leal, City Treasurer, was elected on November 4, 1997. On November 6, 2001, she was re-elected to a second four-year term. Ms. Leal joined City government in 1993 when she was appointed to the Board of Supervisors by then-Mayor Frank M. Jordan. She was subsequently elected to a four-year term on the Board of Supervisors in November 1994. During her final year on the Board, Ms. Leal chaired the Finance Committee, which had jurisdiction over the City's budget and certain bond offerings. Prior to her work with the City, she served as counsel to a subcommittee of the U.S. House of Representatives Energy and Commerce Committee; senior consultant to the California Assembly's Committee on Ways and Means and vice president of a health care consulting group. Ms. Leal is a native of San Francisco, and earned a Bachelor of Arts degree in Economics and a Juris Doctorate from the University of California at Berkeley. Ms. Leal is a member of the California Debt and Investment Advisory Commission, a position she has held since September 1999 upon her appointment by State Treasurer Philip Angelides.

Mabel Teng was elected as the City's first Asian-American Assessor-Recorder, assuming office on January 8, 2003. Prior to becoming Assessor-Recorder, Ms. Teng was the first Asian-American woman elected to the Board, serving from 1994 to 2000. During her tenure on the Board, she chaired the Finance Committee, Rules Committee and Neighborhood Services and Housing Committee. In 1990, Ms. Teng was elected to the San Francisco City College Board of Member Trustees and was installed as the President of the Board. Until 1990, Ms. Teng was a tenured faculty member of City College of San Francisco and served as Director of Development and Planning at San Francisco State University.

Under the Charter, the City Administrator (formerly the Chief Administrative Officer) is a non-elective office appointed by the Mayor for a five-year term and confirmed by the Board. William L. Lee was appointed as Chief Administrative Officer by then-Mayor Frank M. Jordan on March 22, 1995. Pursuant to the Charter, on July 1, 1996, Mr. Lee succeeded to the position of City Administrator, for a five-year term from his initial appointment. On April 26, 2000, Mr. Lee was re-appointed by then-Mayor Willie L. Brown, Jr. Mr. Lee previously worked in the Department of Health and Human Services and the Department of Public Health. He has also worked for several Fortune 100 companies.

## **City Budget and Finances**

### *General*

The Controller's Office is responsible for processing all payroll, accounting and budget information for the City. All payments to City employees and to parties outside the City are processed and controlled by this office. An obligation to expend City funds cannot be incurred without a prior certification by the Controller that sufficient revenues are or will be available in the current fiscal year to meet such obligation as it becomes due. The Controller monitors revenues throughout the fiscal year, and if actual revenues are less than estimated, the Controller may freeze department appropriations or place departments on spending "allotments" which will constrain department expenditures until estimated revenues are realized. If revenues are in excess of what was estimated, or budget surpluses are created, the Controller can certify these surplus funds as a source for supplemental appropriations that may be adopted throughout the year upon approval of the Mayor and the Board. The City's annual expenditures are often different from the estimated expenditures in the annual appropriation ordinance or "budget" due to supplemental appropriations, continuing appropriations of prior years and unexpended current year funds.

### *Budget Process*

The City's budget process begins in the middle of the preceding fiscal year as departments prepare their budgets and seek approval thereof by the various City Commissions. Departmental budgets are consolidated by the Controller, then transmitted to the Mayor not later than the first working day of March. The Mayor is required to submit a balanced budget to the Board by June 1 each year. In December 2002, the Board of Supervisors adopted an ordinance amending the City's Administrative Code's budget timetable. Pursuant to the amendment, the Mayor is required to submit a proposed budget for each of the Enterprise departments, excluding the General Fund, to the Board each May 1, thereby providing the Board with additional time to review the City's budget. However, for the fiscal year 2004-05, pursuant to an ordinance adopted by the Board, all department budgets will be presented to the Board by the Mayor on June 1. Following submission of the Mayor's proposed budget, the Controller provides an opinion to the Board regarding the accuracy of economic assumptions underlying the revenue estimates and the reasonableness of such estimates and revisions in the proposed budget. During its budget approval process, the Board has the power to reduce or augment any expenditure in the proposed budget, provided the total budgeted expenditure amount is not higher than the budgeted expenditure amount submitted by the Mayor on June 1. The Board must adopt the annual budget not later than the last working day of July each year. The Board adopted the fiscal year 2003-04 budget on July 15, 2003, and the Mayor approved it on July 31, 2003.

On March 19, 2004, the City Controller, the Mayor's Budget Director and the Budget Analyst to the Board of Supervisors issued the Three-Year Budget Projection (the "Budget Projection") as required by Administrative Code. The Budget Projection forecast \$299.3 million general fund budget shortfall for

fiscal year 2004-05, which shortfall reflects the estimated cost of providing the current level of City services through current business practices for general fund supported operations. By June 1, 2004, the Mayor must propose to the Board a fiscal year 2004-05 budget which closes the estimated \$299.3 million budget gap. At this time, it is anticipated that the Mayor's balanced budget may include some or all of the following solutions: position reductions, programmatic changes, operation consolidations, possible adjustments in the State budget, various capital and equipment deferrals and savings from debt refinancing. Some changes to revenues may also provide a portion of the solution.

It is anticipated that the fiscal year 2004-05 proposed budget will assume a gradual recovery in discretionary General Fund revenues from the fiscal year 2003-04 projected levels. The achievement of the revenue estimates is dependent upon a variety of known and unknown factors, including in the general economy of the area and the State, and certain State budget decisions which could have a negative economic impact on City revenues. These conditions and circumstances may cause the actual results achieved by the City to be materially different from the estimates and projections described herein. The Controller has also in the past issued Six- and Nine-Month Budget Status Reports during the fiscal year. The most recent reports are available on the Controller's website at [www.sfgov.org/controller](http://www.sfgov.org/controller).

Under provisions of the City's Administrative Code, the Treasurer, upon recommendation of the Controller, is authorized to transfer legally available moneys to the City's operating cash reserve from any idle funds then held in the pooled investment fund. The operating cash reserve is currently available to cover cash flow deficits in various City funds, including the City's General Fund. From time to time, the Treasurer has transferred unencumbered moneys in the pooled investment fund to the operating cash reserve to cover temporary cash flow deficits in the General Fund and other funds of the City. Any such transfers must be repaid within one year of the transfer, together with interest at the then current interest rate earned on the pooled funds. See "Investment Policy" below. Additionally, in November 2003, voters approved the creation of the City's new Rainy Day Reserve into which the previous Charter-mandated cash reserve was incorporated.

In the past, the City has funded its General Fund cash flow deficits through the annual issuance of tax and revenue anticipation notes ("TRANS"); however, the City has not issued TRANS since fiscal year 1996-97. The City does not anticipate issuing TRANS for the fiscal year 2004-05.

## **General Fund Results**

The fiscal year 2003-04 budget maintained services at levels nearly equal to the prior fiscal year, despite the economic downturn that took hold in 2001 (see discussion below under "Impact of September 11, 2001"). The fiscal year 2003-04 budget totaled \$4.8 billion, with \$2.2 billion allocated to the General Fund. The remaining \$2.6 billion was appropriated for expenditures of other governmental fund and enterprise fund departments including, but not limited to, the San Francisco International Airport, Municipal Transportation Agency, Water Department, Clean Water Program, Hetch Hetchy Water and Power System, and the Port of San Francisco, as well as for repayment of bonded indebtedness and other long-term obligations. Furthermore, the fiscal year 2003-04 budget contained no new taxes and only some adjustments in assessments, fines, user fees and service charges.

As a result of the continued delayed economic recovery in northern California and a review of the City's collections during the first nine months of fiscal year 2003-04, revenues are projected to be approximately \$34.7 million lower by year-end than originally budgeted. This reduction includes the projected impact of State revenue reductions of \$71.0 million, \$41.0 million more than the \$30.0 million reserve included in the

budget (due to larger than budgeted Vehicle License Fee (VLF) revenue reductions). In response to the six- and nine-month revenue projections, the Mayor has been working with departments to prepare new spending plans to bring the fiscal year 2003-04 budget into balance. The Nine-Month Report, published on May 6, 2004, reflects both the reduced revenue assumptions and projected departmental savings as a result of the mid year adjustments, and projects a General Fund ending balance of \$5.9 million.

The Budget Projection, jointly published by the Controller, the Mayor's Budget Director and the Board's Budget Analyst, contains a projected shortfall for fiscal year 2004-05 of \$299.3 million assuming present trends continue, including the continuation of existing operations and staffing levels. Budgetary shortfalls are not permitted under the Charter, and the budget will be balanced during the upcoming budget process. Budget Status and Projection reports can be obtained from the Controller's website at [www.sfgov.org/controller](http://www.sfgov.org/controller).

Table A-1 shows revised budgeted revenues and appropriations for fiscal years 1999-2000, 2000-01, 2001-02, 2002-03, and the original budget for fiscal year 2003-04 for the General Fund portion of the City's budget.

[The Remainder of this page is intentionally left blank.]

**TABLE A-1**

**CITY AND COUNTY OF SAN FRANCISCO**  
**Budgeted General Fund Revenues and Appropriations for**  
**Fiscal Years 1999-00 through 2003-04**  
**(000s)**

	FY 1999-00 Revised <u>Budget</u>	FY 2000-01 Revised <u>Budget</u>	FY 2001-02 Revised <u>Budget</u>	FY 2002-03 Revised <u>Budget</u>	FY 2003-04 Original <u>Budget</u>
Prior Year Surplus	\$359,952	\$375,043	\$489,347	\$385,027	\$58,483
<u>Budgeted Revenues</u>					
Property Taxes	\$388,945	\$426,305	\$461,715	\$513,203	\$527,744
Business Taxes	246,450	270,077	275,669	282,230	288,619
Other Local Taxes	349,129	394,840	459,814	387,955	371,251
Licenses, Permits and Franchises	15,396	16,357	18,775	16,982	17,074
Fines, Forfeitures and Penalties	5,841	8,818	6,180	4,497	31,681
Interest and Investment Earnings	26,217	25,225	25,063	17,323	12,511
Rents and Concessions	19,059	18,922	19,993	17,833	20,015
Grants and Subventions	606,212	642,842	656,744	686,566	657,214
Charges for Services	88,943	95,831	102,942	102,801	90,063
Other	1,230	978	1,312	24,278	37,377
Total Budgeted Revenues	\$1,747,422	\$1,900,195	\$2,028,207	\$2,053,668	\$2,053,549
Proceeds from Issuance of Bonds and Loans	-	-	\$63,662	\$13,451	-
<u>Expenditure Appropriations</u>					
Public Protection	\$600,863	\$630,727	\$660,860	\$695,409	\$653,229
Public Works, Transportation & Commerce	87,004	98,558	103,295	59,646	58,856
Human Welfare & Neighborhood Development	411,984	463,334	483,523	517,334	508,422
Community Health	384,624	402,876	426,683	461,958	444,850
Culture and Recreation	88,218	107,318	113,453	102,354	79,836
General Administration & Finance	143,295	129,679	140,879	135,449	139,090
General City Responsibilities	49,739	46,141	116,861	61,416	46,860
Total Expenditure Appropriations	\$1,765,727	\$1,878,633	\$2,045,554	\$2,033,566	\$1,931,143
Budgetary reserves and designations	(\$11,893)	\$12,275	\$123,346	\$83,595	\$38,412
Transfers In	\$186,920	\$156,996	\$136,028	\$137,672	\$142,728
Transfers Out	(292,917)	(250,932)	(293,517)	(313,341)	(285,205)
Net Transfers In/Out	(\$105,997)	(\$93,936)	(\$157,489)	(\$175,669)	(\$142,477)
Excess (Deficiency) of Sources Over (Under) Uses	\$247,543	\$290,394	\$254,827	\$159,316	-

Source: Office of the Controller, City and County of San Francisco



The City prepares its budget on a modified accrual basis. Accruals for incurred liabilities, such as claims and judgments, workers' compensation, accrued vacation and sick leave pay are funded only as payments are required to be made. The audited General Fund balance as of June 30, 2003 was \$196.3 million prepared on a GAAP basis. Such General Fund balance was derived from audited revenues of \$1.96 billion for the same period. Audited General Fund balances as of June 30, 2003 are shown in Table A-2 on both a budget basis and a GAAP basis, respectively.

**TABLE A-2**

<b>General Fund Balances</b>	
<b>As of June 30, 2003</b>	
<b>(000s)</b>	
	<b>June 30, 2003</b>
Reserved for cash requirements	\$55,139
Reserved for emergencies	4,198
Reserved for encumbrances	43,195
Reserved for appropriation carryforward	26,880
Reserved for subsequent years' budgets	15,414
<b>Total Reserved Fund Balance</b>	<b>\$144,826</b>
Unreserved - designated for litigation & contingency	\$14,490
Unreserved - available for appropriation	47,851
<b>Total Unreserved Fund Balance</b>	<b>\$62,341</b>
<b>Total Fund Balance, June 30 - Budget Basis</b>	<b>\$207,167</b>
<b>Total Fund Balance - Budget Basis</b>	<b>\$207,167</b>
Unrealized gain on investments	3,266
Deferred charges and assets not available for appropriation	6,768
Cumulative excess property tax revenues recognized on a Budget basis	(20,889)
<b>Total Fund Balance, June - GAAP Basis</b>	<b>\$196,312</b>
Source: Comprehensive Annual Financial Report, June 30, 2003. Office of the Controller, City and County of San Francisco	

Table A-3, entitled "Statement of Revenues, Expenditures and Changes in General Fund Balances," is extracted from information in the City's audited financial statements (Comprehensive Annual Financial Reports) for the five most recent fiscal years. The City's audited financials for the fiscal year ended June 30, 2003 is included herein as Appendix C—"EXCERPTS FROM THE COMPREHENSIVE ANNUAL FINANCIAL REPORT FOR THE FISCAL YEAR ENDED JUNE 30, 2003—Enterprise Funds." Prior years audited financials can be obtained from the Controller's website at [www.sfgov.org/controller](http://www.sfgov.org/controller). Excluded from these General Fund statements are special revenue funds (which relate to proceeds of specific revenue sources which are legally restricted to expenditures for specific purposes) as well as all of the enterprise operations of the City, including San Francisco International Airport, Port of San Francisco, Water Department, Hetch Hetchy Water and Power System, Municipal Transportation Agency, Laguna Honda Hospital, General Hospital Medical Center, and the Clean Water Program, each of which prepares separate audited financial statements.

**TABLE A-3**

<b>CITY AND COUNTY OF SAN FRANCISCO</b>					
<b>Statement of Revenues, Expenditures and Changes in General Fund Balances (000s)</b>					
Fiscal Year Ended June 30					
	<u>2003</u>	<u>2002</u>	<u>2001</u>	<u>2000</u>	<u>1999</u>
<u>Revenues:</u>					
Property Taxes	\$516,955	\$507,308	\$462,171	\$405,560	\$388,222
Business Taxes	276,126	274,125	277,094	267,197	229,171
Other Local Taxes	345,735	334,357	448,132	411,082	359,973
Licenses, Permits and Franchises	16,217	19,548	17,714	16,106	15,673
Fines, Forfeitures and Penalties	5,595	8,591	9,097	9,113	14,204
Interest and Investment Income	7,798	20,737	27,693	18,792	17,617
Rents and Concessions	17,576	17,636	19,298	20,395	19,373
Intergovernmental	667,172	661,396	636,430	615,318	520,580
Charges for Services	93,840	102,782	100,325	86,591	78,025
Other	11,880	10,338	17,395	9,706	11,034
Total Revenues	\$1,958,894	\$1,956,818	\$2,015,349	\$1,859,860	\$1,653,872
<u>Expenditures:</u>					
Public Protection	\$695,693	\$650,019	\$626,136	\$597,949	\$557,632
Public Works, Transportation & Commerce	57,458	103,579	95,486	85,655	60,720
Human Welfare and Neighborhood Development	492,083	467,688	431,266	383,305	338,372
Community Health	424,302	395,465	365,290	355,720	372,792
Culture and Recreation	96,959	108,810	106,728	87,373	81,536
General Administration & Finance	130,786	136,143	127,366	140,211	112,895
General City Responsibilities	52,308	50,105	45,380	45,194	48,093
Total Expenditures	\$1,949,589	\$1,911,809	\$1,797,652	\$1,695,407	\$1,572,040
Excess of Revenues over Expenditures	\$9,305	\$45,009	\$217,697	\$164,453	\$81,832
<u>Other Financing Sources (Uses):</u>					
Transfers In	\$105,211	\$109,941	\$134,983	\$156,984	\$169,405
Transfers Out	(303,216)	(316,691)	(257,317)	(286,660)	(230,924)
Other Financing Sources	4,621	63,121	-	-	-
Other Financing Uses	-	(176)	-	-	-
Total Other Financing Sources (Uses)	(\$193,384)	(\$143,805)	(\$122,334)	(\$129,676)	(\$61,519)
Excess (Deficiency) of Revenues and Other Sources					
Over Expenditures and Other Uses	(\$184,079)	(\$98,796)	\$95,363	\$34,777	\$20,313
Fund Balance at Beginning of Year, as restated before valuation of investments	\$380,391	\$479,187	\$275,640	\$240,863	\$220,550
Net Change in Reserve for Assets					
Not Available for Appropriation	-	-	-	-	-
Cumulative Effect of Change in Accounting Principles	-	-	108,184	-	-
Fund Balance at Beginning of Year, as restated	\$380,391	\$479,187	\$383,824	\$240,863	\$220,550
Fund Balance at End of Year -- GAAP Basis <sup>[1]</sup>	\$196,312	\$380,391	\$479,187	\$275,640	\$240,863
Unreserved and Undesignated Balance at End of Year -- GAAP Basis	\$44,718	\$136,664	\$207,467	\$45,090	\$35,725
Unreserved & Undesignated Balance, Year End -- Budget Basis	\$47,851	\$130,200	\$198,953	\$148,581	\$126,357
<sup>[1]</sup> Fund Balances include amounts reserved for cash requirements, emergencies, encumbrances, appropriation carryforwards and other purposes (as required by the Charter or appropriate accounting practices) as well as unreserved and undesignated fund balances (which amounts constitute unrestricted general fund balances).					
Source: Comprehensive Annual Financial Reports for the Years Ended June 30, 1999, 2000, 2001, 2002 and 2003.					
Office of the Controller, City and County of San Francisco					

## **Impact of September 11, 2001**

Following the events of September 11, 2001 in New York City and Washington, D.C., both business and tourist travel in San Francisco declined significantly, including passenger loads and revenues at San Francisco International Airport (“SFO”) and hotel and sales tax revenues to the City. In fiscal year 2001-02, significant year to year losses occurred in hotel tax revenues, which fell 29.8% (\$56.2 million), sales tax revenues, which declined 15.5% (\$21.5 million), and SFO’s transfer of concession revenue to the City’s General Fund, which declined 28.4% (\$7.0 million).

## **Impact of State Budget**

Revenues from the State represent approximately 25% of the City’s General Fund Budget. For fiscal year 2003-04, the City’s Adopted Budget included a one-time \$30 million State Revenue Loss Reserve, which was intended to address the impact to the City of the State’s fiscal year 2003-04 Adopted Budget. The actual impact to the City increased to \$71.0 million as of the Nine-Month Report, which is \$41.0 million more than originally assumed in the City’s adopted budget. This is further discussed in the “Intergovernmental Revenues, Grants and Subventions - Motor Vehicle License Fees “ section below.

For fiscal year 2004-05, the Governor’s Proposed Budget, released on January 9, 2004, included the \$15.0 billion in long-term deficit bond financing which was ultimately approved by California voters on March 2, 2004. The Governor’s Proposed Budget also included \$96.8 million in on-going cuts to the City. The Governor’s budget included revenue assumptions such as \$500.0 million in tribal government gaming revenues, labor givebacks and the issuance of a \$1.0 billion pension obligation bond. On May 13, 2004, the Governor’s May Revise was released and resulted in less than \$60.0 million in reductions to the City. However, the impact of potential changes in the State budget and allocations are unknown at this time as the legislature is deliberating the State’s budget. These proposed reductions will be factored into the City’s budget reserves.

## **Welfare Reform**

On August 22, 1996, the United States Congress passed into law the “Personal Responsibility and Work Opportunity Reconciliation Act of 1996” (the “Welfare Reform Act”). The Welfare Reform Act restructured the welfare system, including Aid to Families with Dependent Children (“AFDC”), food stamps, Medicaid and Supplementary Security Income, and provide flexibility to the states while imposing various constraints designed to reduce the number of people receiving aid, including work requirements and limits on the amount of time a recipient may receive welfare. The Welfare Reform Act also created the Temporary Assistance for Needy Families “TANF” block grant to states, which is transferred by states to local administrators of the welfare system, such as the City.

On August 11, 1997, then-Governor Pete Wilson signed the State’s welfare reform legislation into law. As of January 1, 1998, California’s version of AFDC became “CalWORKs,” and the City implemented its CalWORKs program on April 6, 1998. Authorization for the TANF program ended September 30, 2002. Congress has adopted temporary legislation to continue the program in its current form pending reauthorization and possible modification of the existing legislation. It is not possible, at this time, to predict the impact of any federal changes to this program on City finances received approximately \$14.0 million in one-time incentive funds as a result of those reductions. This one-time funding is projected to be fully spent by the end of fiscal year 2003-04.

## Assessed Valuations, Tax Rates and Tax Delinquencies

Table A-4 provides a five-year record of assessed valuations of taxable property within the City. The property tax rate is comprised of two components: (1) the 1.0% countywide portion permitted by Proposition 13, and (2) all voter-approved overrides which fund debt service for general obligation indebtedness. The total tax rate shown in Table A-4 includes taxes assessed on behalf of the San Francisco Unified School District, San Francisco Community College District, Bay Area Air Quality Management District, Bay Area Rapid Transit (BART) District, and San Francisco Redevelopment Agency, all of which are legally separate entities from the City. See also “Statement of Direct and Overlapping Bonded Debt” below.

Total assessed value has increased on average by 8.5% per year since fiscal year 1999-00; however, in fiscal year 2003-04, the increase was 4.7%. Property tax delinquencies based on the weighted average of the secured and unsecured delinquency rates, have averaged 1.65% over the four years ending in fiscal year 2002-03.

**TABLE A-4**

CITY AND COUNTY OF SAN FRANCISCO										
Assessed Valuation of Taxable Property <sup>[1]</sup>										
Fiscal Years 1999-00 through 2003-04										
(\$000s)										
Fiscal Year	Assessed Valuation			Total Assessed Valuation	% Change from Prior Year	Total Exclusions <sup>[2]</sup>	Total Tax Rate per \$100 <sup>[3]</sup>	Total Tax Levy (000s) <sup>[4]</sup>	Current Levy June 30	Delinquent
	Land	Improvements on Land	Personal Property							
1999-00	\$ 26,990,485	\$ 43,148,894	\$ 3,501,927	\$ 73,641,306	9.6%	\$ 3,159,743	\$1.129	\$ 799,385	1.49%	
2000-01	30,294,991	46,572,658	4,198,154	81,065,803	10.1	3,416,264	1.136	892,675	1.48	
2001-02	34,849,574	51,294,178	4,744,367	90,888,119	12.1	3,625,783	1.124	1,010,960	1.79	
2002-03	37,851,208	55,002,726	4,681,815	97,535,748	7.3	3,797,422	1.117	1,051,921	1.83	
2003-04	40,778,606	57,505,939	3,808,383	102,092,928	4.7	3,947,660	1.107	1,087,191	n/a	<sup>[5]</sup>

<sup>[1]</sup> For comparison purposes, all years show full cash value as assessed value.

<sup>[2]</sup> Exclusions include non-reimbursable exemptions and homeowner exemptions.

<sup>[3]</sup> Total secured tax rate includes bonded debt service for the City, San Francisco Unified School District, San Francisco Community College District, Bay Area Air Quality Management District, Bay Area Rapid Transit District, and San Francisco Redevelopment Agency. Annual tax rate for unsecured property is the same rate as the previous year's secured tax rate.

<sup>[4]</sup> Final levy as of year end up through fiscal year 2002-03. Fiscal year 2003-04 is the tax levy based on the Certificate of Assessed Valuation.

<sup>[5]</sup> Fiscal year 2003-04 delinquencies are not yet available.

Source: Office of the Controller, City and County of San Francisco

The fiscal year 2003-04 total assessed valuation of property within the City is \$102,092,927,794. After non-reimbursable and homeowner exemptions, but including San Francisco Redevelopment Agency tax increment, net assessed valuation is \$98,145,268,023. Of this total, \$90,899,714,419 (93%) represents secured valuations and \$7,245,553,604 (7%) represents unsecured valuations. The net valuation will result in total budgeted property tax revenues of \$1,087,190,558 before correcting for delinquencies. The City's fiscal year 2003-04 general fund budgeted property tax revenues was \$527.8 million, representing approximately 50% of all taxes. Debt service for general obligation bonds is also funded through property tax revenues. The San Francisco Community College District, the San Francisco Unified School District and the Educational Resource Augmentation Fund (also known as “ERAF”) are collectively estimated to

receive approximately \$236 million and the San Francisco Redevelopment Agency will receive approximately \$34.5 million. The remaining portion will be allocated to various special funds and other taxing entities.

Under Article XIII A of the State Constitution, property sold after March 1, 1975 must be reassessed to full cash value. As a result of the downturn in the economy, property owners in the City have filed 1,831 applications for assessment appeal against the fiscal year 2003-04 levy between July 1, 2003 and February 24, 2004. As in every year, some appeals are multiple-year or retroactive in nature. With respect to fiscal year 2003-04, property owners representing approximately 25% of the total assessed valuation of the City have filed appeals for partial reduction of their assessed value. Most of the appeals involve large commercial properties, including offices and hotels. The State prescribes the assessment valuation methodologies and the adjudication process that counties must employ in connection with the counties' property assessments. The City has experienced similar increases in appeals activity in other economic downturns and historically, on average, partial reductions totaling 22% to 23% of the total assessment valuations appealed were granted, depending on the severity of the market downturn. To mitigate the financial risk of pending assessment appeals, the City establishes a reserve for each fiscal year. In addition, appeals activity to date and projected for the subsequent year are factored into the current year's revenue projection and the subsequent year's budget. See "CONSTITUTIONAL AND STATUTORY TAX LIMITATIONS" in the forepart of this Official Statement.

Generally, property taxes levied by the City on real property become a lien on that property by operation of law. A tax levied on personal property does not automatically become a lien against real property without an affirmative act of the City taxing authority. Real estate tax liens have priority over all other liens against the same property regardless of the time of their creation by virtue of express provision of law.

Property, which is subject to ad valorem taxes, is entered on separate parts of the assessment roll maintained by the county assessor. The secured roll is that part of the assessment roll containing State-assessed property and property on which liens are sufficient, in the opinion of the Assessor, to secure payment of the taxes owed. Other property is placed on the "unsecured roll."

The method of collecting delinquent taxes is substantially different for the two classifications of property. The taxing authority has four ways of collecting unsecured personal property taxes: (1) civil action against the taxpayer; (2) filing a certificate in the office of the county clerk specifying certain facts, including the date of mailing a copy thereof to the affected taxpayer, in order to obtain a judgment against the taxpayer; (3) filing a certificate of delinquency for recording in the county recorder's office in order to obtain a lien on certain property of the taxpayer; and (4) seizure and sale of personal property, improvements or possessory interests belonging or assessed to the taxpayer. The exclusive means of enforcing the payment of delinquent taxes with respect to property on the secured roll is the sale of the property securing the taxes. Proceeds of the sale are used to pay the costs of sale and the amount of delinquent taxes.

A 10% penalty is added to delinquent taxes that have been levied on property on the secured roll. In addition, property on the secured roll with respect to which taxes are delinquent is declared "tax defaulted" and subject to eventual sale by the Treasurer-Tax Collector of the City. Such property may thereafter be redeemed by payment of the delinquent taxes and the delinquency penalty, plus a redemption penalty of 1.5% per month, which begins to accrue on such taxes beginning July 1 following the date on which the property becomes tax-defaulted.

On October 6, 1993, the Board of Supervisors of the City passed a resolution, which adopted the Alternative Method of Tax Apportionment (the “Teeter Plan”). This resolution changed the method by which the City apportions property taxes among itself and other taxing agencies. This apportionment method authorizes the Controller to allocate to the City’s taxing agencies 100% of the secured property taxes billed but not yet collected. In return, as the delinquent property taxes and associated penalties and interest are collected, the City’s General Fund retains such amounts. Prior to adoption of the Teeter Plan, the City could only allocate secured property taxes actually collected (property taxes billed minus delinquent taxes). Delinquent taxes, penalties and interest were allocated to the City and other taxing agencies only when they were collected. The City has funded payment of accrued and current delinquencies, together with the required reserve, from internal borrowing. The City also maintains a Tax Loss Reserve for the Teeter Plan. This has been funded at \$8.1 million as of June 30, 2001, \$9.1 million as of June 30, 2002, and \$9.0 million as of June 30, 2003.

On April 6, 2001, Pacific Gas & Electric Company (PG&E) filed for voluntary protection under Chapter 11 of the Bankruptcy Code. PG&E is one of the largest taxpayers in the City with 0.92% of the total fiscal year 2003-04 assessed property values; however, since filing for bankruptcy protection, PG&E has continued to pay all taxes and franchise fees as they have come due. PG&E filed with the United States Bankruptcy Court a statement that all conditions to effectiveness of its plan of reorganization had been satisfied, and on April 13, 2004 filed a notice to advise creditors that the reorganization plan has become effective. The City continues to have a claim against PG&E totaling approximately \$10 million. PG&E has also filed suit against the City for \$19.5 million. Under its confirmed plan of reorganization, PG&E will pay in full or otherwise satisfy undisputed claims of creditors on the effective date or as soon as practicable thereafter.

The Nine Month Report indicates utility taxes may come in under budget by about \$0.9 million due to the rate reductions approved for commercial users pursuant to the Bankruptcy Court’s adoption of PG&E’s reorganization plan. See “Utility Users Tax” below.

Assessed valuations of the ten largest taxpayers in the City for the fiscal year ending June 30, 2004 are shown in Table A-5.

**TABLE A-5**

<b>CITY AND COUNTY OF SAN FRANCISCO</b>			
<b>Principal Property Taxpayers</b>			
<b>Fiscal Year Ending June 30, 2004</b>			
Fiscal Year 2003-04 Net Assessed Valuation (net of non-reimbursables exemptions) (\$000s):			\$98,820,170
<u>Taxpayer</u>	<u>Type of Business</u>	<u>AV (\$000s)</u>	<u>% Total AV</u>
Pacific Gas & Electric Co.	Utilities	\$910,808	0.92%
555 California Street Partners	Offices, Commercial	907,510	0.92
Embarcadero Center Venture	Offices, Commercial	878,748	0.89
SBC California	Utilities, Communications	557,904	0.56
Post-Montgomery Associates	Commercial, Retail	375,146	0.38
YBG Associates LLC (Marriott Hotel)	Hotel	374,658	0.38
CB-1 Entertainment Partners	Misc.	349,652	0.35
China Basin Ballpark Company LLC	Possessory Interest - Stadium	344,474	0.35
101 California Venture	Offices	271,384	0.27
BRE-St Francis LLC	Offices, Commercial	<u>254,207</u>	<u>0.26</u>
Ten Largest Taxpayers		5,224,491	5.29%
All Other Taxpayers		<u>93,595,679</u>	<u>94.71%</u>
Total Taxable Assessed Valuation - All Taxpayers		\$98,820,170	100.00%
Source: Office of the Assessor, City and County of San Francisco			

**Other City Tax Revenues**

In addition to property tax, the City has several other major tax revenue sources, as described below. For a discussion of State constitutional and statutory limitations on taxes that may be imposed by the City, including a discussion of Proposition 62 and Proposition 218, see “CONSTITUTIONAL AND STATUTORY TAX LIMITATIONS” in the forepart of this Official Statement.

The following is a brief description of other major City-imposed taxes as well as taxes that are collected by the State and shared with the City.

## Business and Employers' Payroll Tax

Businesses in the City are assessed a payroll expense tax at a rate of 1.5%. The tax is levied on businesses with payroll expenses that are attributable to all work performed or services rendered within the City. The tax is authorized by Article 12-A of the San Francisco Business and Tax Regulation Code.

Prior to April 23, 2001, the City imposed an "alternative-measure" tax pursuant to which a business's tax liability was calculated as a percentage of either its gross receipts or its payroll expense, and a business paid the greater of the two amounts. Between 1999 and 2001, approximately 325 businesses filed claims with the City and/or lawsuits against the City arguing that the alternative-measure tax scheme violated the Commerce Clause of the United States Constitution.

In 2001, the City entered into a settlement agreement resolving most of these lawsuits and claims for considerably less than the total amount of outstanding claims. Concurrently with the settlement of the lawsuits, the City repealed the alternative-measure tax in 2001, curing any alleged constitutional defects. All claims had to be filed by November 2001, and any payments related to lawsuits or claims already filed that remain unsettled could be covered by contingency reserves, judgment bonds or some combination thereof.

## Sales and Use Tax

The State collects the City's 1% local sales tax on retail transactions, along with State and special district sales taxes, and rebates the local sales tax collections to the City. The 1% local sales tax is deposited in the City's General Fund. As a result of the economic slowdown and the drop in tourism and business travel, sales tax revenue in fiscal year 2002-03 declined 1.1% from fiscal year 2001-02, for a reduction of \$1.3 million. This decline followed a 15.51% drop in sales and use tax receipts. A history of sales and use tax revenues is presented in Table A-6.

Budgeted revenue from the local sales and use tax for fiscal year 2003-04 is \$122.5 million; however, as of the Nine-Month Report, the City was projecting sales and use taxes to be approximately \$5.5 million under budget.

**TABLE A-6**

<b>CITY AND COUNTY OF SAN FRANCISCO</b>				
<b>Sales and Use Tax Receipts (000's)</b>				
<b>Fiscal Years 1997-98 through 2002-03</b>				
<u>Fiscal Year</u>	<u>Tax Rate</u>	<u>City Share</u>	<u>Revenue</u>	<u>% Change</u>
1997-98	8.50%	1.00%	\$112,950	4.49%
1998-99	8.50	1.00	116,760	3.37
1999-00	8.50	1.00	133,395	14.25
2000-01	8.50	1.00	138,281	3.66
2001-02	8.50	1.00	116,827	-15.51
2002-03	8.50	1.00	115,578	-1.07
State Sales Tax Rate for last six months of FY 1999-00 and first six months of fiscal year 2000-01 was 8.25%; the Local Share shown above remained unchanged at 1.00%. Revenues are adjusted so underlying sales activity is reflected in the same fiscal year.				
Source: Office of the Controller, City and County of San Francisco				



## Transient Occupancy Tax

Pursuant to the San Francisco Business and Tax Regulation Code, a 14% transient occupancy tax is imposed on occupants of hotel rooms and remitted by hotel operators monthly. A quarterly tax-filing requirement is also imposed. Budgeted revenue from transient occupancy tax for fiscal year 2003-04 is \$138.8 million, including \$5.7 million allocated to the Redevelopment Agency. In fiscal year 2002-03, revenue from the transient occupancy tax declined 2.75% (or approximately \$3.6 million) from receipts in fiscal year 2001-02. This decline followed a 29.81% drop. As of the Nine-Month Report, the City is projecting the transient occupancy tax to be approximately \$2.2 million under budget in the general fund. However, a portion of this shortfall appears to be mitigated by reduced spending by departments which receive dedicated hotel tax revenues, as indicated in the Nine-Month Report.

Table A-7 sets forth a history of transient occupancy tax receipts.

**TABLE A-7**

<b>CITY AND COUNTY OF SAN FRANCISCO</b>			
<b>Transient Occupancy Tax Receipts (000's)</b>			
<b>Fiscal Years 1997-98 through 2002-03</b>			
<u>Fiscal Year</u>	<u>Tax Rate</u>	<u>Revenue</u>	<u>% Change</u>
1997-98	14.00%	\$150,163	9.09%
1998-99	14.00	161,518	7.56
1999-00	14.00	182,102	12.74
2000-01	14.00	188,377	3.45
2001-02	14.00	132,226	-29.81
2002-03	14.00	128,590	-2.75
Revenues are adjusted so underlying tax revenue is reflected in the same fiscal year as occupancy activity.			
Source: Office of the Controller, City and County of San Francisco			

## Real Property Transfer Tax

A tax is imposed on all real estate transfers recorded in the City. The current rate is \$5.00 per \$1,000 of the sale price of the property being transferred for properties valued at \$250,000 or less, \$6.80 per \$1,000 for properties valued more than \$250,000 or less than \$999,999; and \$7.50 per \$1,000 for properties valued at \$1 million or more. Budgeted revenue from real property transfer tax for fiscal year 2003-04 is \$55.0 million. The Nine-Month Report projects that real property transfer taxes will be over budget by approximately \$15.6 million

## Utility Users Tax

The City imposes a 7.5% tax on non-residential users of gas, electricity, water, steam and telephone utilities, as well as all cellular telephone and enhanced specialized mobile radio communication services for billing addresses in the City. Budgeted revenue from utility users tax for fiscal year 2003-04 is \$68.4 million. The Nine-Month Report indicates utility users tax may come in under budget by about \$0.9 million due to the rate reductions approved for commercial users pursuant to the bankruptcy court's adoption of PG&E's reorganization plan.

## **Parking Tax**

A 25% tax is imposed on the charge for off-street parking spaces. The tax is authorized by the San Francisco Business and Tax Regulation Code and paid by the occupants of the spaces and generally remitted by the operators of the parking facilities monthly. A quarterly tax-filing requirement is also imposed. General Fund parking tax receipts in fiscal year 2002-03 totaled \$29.7 million, a decline of \$0.8 million from fiscal year 2001-02 levels. Budgeted General Fund revenue from the parking tax for fiscal year 2003-04 is \$32.7 million; however, the Nine-Month Report projects parking taxes to be approximately \$1.2 million under budget.

## **Intergovernmental Revenues, Grants and Subventions**

Intergovernmental revenues, grants and subventions are budgeted at \$1,007.9 million for fiscal year 2003-04. This includes \$286.8 million from the Federal government, \$671.5 million from the State, and \$49.6 million from other intergovernmental sources across all City funds. In the General Fund, intergovernmental revenues, grants and subventions are budgeted for a total of \$657.2 million, including \$156.9 million from the Federal government and \$500.3 million from the State.

### *Health and Welfare Realignment*

In fiscal year 1991-92, the State transferred to counties responsibility for determining service levels and administering most mental health, public health and some social service programs, thereby reducing the State's obligations. The State also increased its share of certain welfare costs formerly borne by counties. In order to meet these obligations, counties receive the proceeds of a 0.5% statewide sales tax and a portion of vehicle license fees. These sources are budgeted to provide \$193.7 million to the City's General Fund and its two county hospitals for fiscal year 2003-04, and the Nine-Month Report projects such sources to be approximately \$1.3 million above budget.

### *Motor Vehicle License Fees*

The City's discretionary allocation of vehicle license fees (VLF) as a city and county is budgeted to be \$112.6 million for fiscal year 2003-04. In 1998, the State reduced the vehicle license fee to vehicle owners and agreed to make local governments whole by providing them with the difference out of the State's general fund (the "Backfill"), and VLF allocations to local governments had continued as if there had been no VLF rate reductions. However, in June 2003, the State determined that it had insufficient moneys to provide any Backfill to local governments, and as a result of the determination, the Backfill paid to local governments ended. On July 1, 2003, then-Governor Davis restored the funds not being backfilled by the State by increasing the VLF. At the time the City's fiscal year 2003-04 budget was adopted, it was estimated that the gap between the July 1 implementation and the resulting cash flow increase would be 90 days, during which time the State's budget assumed no Backfill to local governments. On November 18, 2003, newly elected Governor Schwarzenegger signed an executive order reducing the VLF back to its previously reduced level and on December 18, 2003, declared a public safety emergency and ordered the State Controller to make payments to local governments as a result of the reduction of the VLF. However, the Governor did not declare that such payments would be permanent. The City's fiscal year 2003-04 General Fund budget assumed the impact of the State's VLF policies to result in a revenue shortfall of \$30.0 million; however, as of the Nine-Month Report, the estimated shortfall for the City's General Funds is \$71.0 million. This is further discussed in the "Impact of State Budget" section above.

### *Public Safety Sales Tax*

State Proposition 172, passed by the voters in November 1993, provided for the continuation of a one-half percent sales tax for public safety expenditures. Budgeted revenue from this source is \$65.3 million for fiscal year 2003-04; however, as of the Nine-Month Report, such revenues are anticipated to be approximately \$4.3 million under budget, due to the City's lagging recovery and weak sales tax performance relative to statewide sales tax growth.

### *Other Intergovernmental Grants and Subventions*

In addition to those categories listed above, across all funds, the City receives approximately \$636.3 million in social service subventions from the State and Federal governments to fund programs such as Food Stamps, CalWORKs, Child Support Services and transportation projects. Health and welfare subventions are often based on State and Federal funding formulas, which currently reimburse counties according to actual spending on these services.

### **Investment Policy**

The management of the City's surplus cash is governed by an Investment Policy administered by the City Treasurer. In order of priority, the objectives of this Investment Policy are the preservation of capital, liquidity and yield. The preservation of capital is the foremost goal of any investment decision, and investments generally are made so that securities can be held to maturity. Once safety and liquidity objectives have been achieved, the City Treasurer then attempts to generate a favorable return by maximizing interest earnings without compromising the first two objectives. A report detailing the investment portfolio and investment activity, including the market value of the portfolio, is submitted to the Mayor and the Board monthly.

The investment portfolio is sufficiently flexible to enable the City to meet all disbursement requirements that are anticipated from any fund during the subsequent eighteen months. As of April 30, 2004 the City's surplus investment fund consisted of the investments classified in Table A-8, and had the investment maturity distribution presented in Table A-9.

**TABLE A-8**

<b>CITY AND COUNTY OF SAN FRANCISCO</b>		
<b>Investment Portfolio</b>		
<b>As of April 30, 2004</b>		
<u>Type of Investment</u>	<u>Book Value</u>	<u>Par Value</u>
Treasury Bills	\$828,222,998	\$831,000,000
Treasury Notes	235,488,286	240,000,000
FNMA Discount Notes	79,856,786	80,000,000
Federal Home Loan Disc Notes	210,429,485	211,000,000
FMC Discount Notes	119,725,794	120,000,000
Negotiable C. D.'s	274,844,069	275,000,000
Commercial Paper Disc	708,334,289	710,000,000
Public Time Deposit	<u>100,000</u>	<u>100,000</u>
Total	\$2,457,001,707	\$2,467,100,000

Source: Office of the Treasurer, City and County of San Francisco

**TABLE A-9**

<b>CITY AND COUNTY OF SAN FRANCISCO</b>		
<b>Investment Maturity Distribution</b>		
<b>As of April 30, 2004</b>		
<u>Maturity</u>	<u>Cost</u>	<u>Percentage</u>
1 to 2 Months	\$1,381,699,405	56.24%
2 to 3 Months	591,247,700	24.06
3 to 4 Months	77,686,832	3.16
4 to 5 Months	288,681,047	11.75
5 to 6 Months	-	0.00
6 to 12 Months	-	0.00
12 to 18 Months	50,075,786	2.04
18 to 24 Months	-	0.00
24 to 36 Months	47,867,187	1.95
36 to 48 Months	0	0.00
48 to 60 Months	<u>19,743,750</u>	<u>0.80</u>
	\$2,457,001,707	100.00%
Weighted Average Maturity: 89 Days		
Source: Office of the Treasurer, City and County of San Francisco		

**Statement of Direct and Overlapping Bonded Debt**

The pro forma statement of direct and overlapping bonded debt and long-term obligations (the “Debt Report”), presented in Table A-10 has been compiled by the Office of Public Finance and Business Affairs. The Debt Report is included for general information purposes only.

The Debt Report generally includes long-term obligations sold in the public credit markets by the City and public agencies whose boundaries overlap the boundaries of the City in whole or in part. Long-term obligations of non-City agencies generally are not payable from revenues of the City. In many cases long-term obligations issued by a public agency are payable only from the general fund or other revenues of such public agency. For this purpose, lease obligations of the City, which support indebtedness incurred by others, are included.

TABLE A-10

<b>CITY AND COUNTY OF SAN FRANCISCO</b>		
<b>Statement of Direct and Overlapping Debt and Long-Term Obligations</b>		
<b>2003-2004 Assessed Valuation</b> (net of non-reimbursable & homeowner exemptions):	\$ 98,145,268,023	
	<b>Outstanding</b>	<b>Self-Supporting,</b>
	<b>5/1/2004</b>	<b>Enterprise Rev.</b>
<b><u>DIRECT GENERAL OBLIGATION BOND DEBT</u></b>		
General City Purposes Carried on the Tax Roll	\$910,065,000	
Harbor Bonds (paid from Port revenues)	800,000	\$800,000
<b>GROSS DIRECT DEBT</b>	\$910,865,000	\$800,000
<b>NET DIRECT DEBT</b>	\$910,065,000	
<b><u>LEASE PAYMENT AND OTHER LONG-TERM OBLIGATIONS</u></b>		
San Francisco Courthouse Corporation COPs, Series 1995	\$40,635,000	
San Francisco COPs, Series 1997 (2789 25th Street Property)	8,320,000	
San Francisco COPs, Series 1999 (555-7th Street Property)	7,650,000	
San Francisco Parking Authority Lease Revenue Bds, Series 2000A (North Beach Garage)	7,680,000	
San Francisco COPs, Series 2000 (San Bruno Jail Replacement Project)	137,235,000	
San Francisco Refunding COPs, Series 2001-1 (25 Van Ness Avenue Property)	13,870,000	
San Francisco Refunding Settlement Obligation Bonds, Series 2003-R1	44,275,000	
San Francisco COPs, Series 2001A & Taxable Series 2001B (30 Van Ness Ave. Property)	35,960,000	
San Francisco COPs, Series 2003 (Juvenile Hall Replacement Project)	41,965,000	
San Francisco Finance Corporation	236,150,000	
San Francisco Permit Center, Series 1993	5,000,000	
San Francisco Lease Revenue Refunding Bonds, Series 1998-I	3,745,000	
San Francisco Redevelopment Agency Moscone Convention Center	176,766,625	
San Francisco Redevelopment Agency Lease Revenue Refunding Bonds, Series 2002	67,670,000	
<b>LONG-TERM OBLIGATIONS</b>	<b>\$826,921,625</b>	
<b>GROSS DIRECT DEBT &amp; OBLIGATIONS</b>	<b>\$1,737,786,625</b>	
<b><u>OVERLAPPING DEBT &amp; LONG-TERM OBLIGATIONS</u></b>		
Bayshore Hester Assessment District	\$910,000	
San Francisco Bay Area Rapid Transit District (33%) Sales Tax Revenue Bonds	151,158,333	
San Francisco Community College District General Obligation Bonds - 2002	37,505,000	
San Francisco Parking Authority Meter Revenue Bonds -1994	1,405,000	
San Francisco Parking Authority Meter Revenue Refunding Bonds - 1999-1	21,640,000	
San Francisco Redevelopment Agency Hotel Tax Revenue Bonds - 1994	10,695,000	
San Francisco Redevelopment Agency Hotel Tax Revenue Refunding Bonds - 1998	54,630,000	
San Francisco Redevelopment Agency Obligations (Property Tax Increment)	189,750,000	
San Francisco Unified School District COPs (1235 Mission Street), Series 1992	9,897,810	
San Francisco Unified School District COPs - 1996 Refunding	2,550,000	
San Francisco Unified School District COPs - 1998	3,035,000	
<b>TOTAL OVERLAPPING DEBT &amp; LONG-TERM OBLIGATIONS</b>	<b>\$483,176,143</b>	
<b>GROSS COMBINED TOTAL OBLIGATIONS</b>	<b>\$2,220,962,768</b>	[1][2][3]
<b><u>Ratios to Assessed Valuation:</u></b>	<b>Actual Ratio</b>	<b>Charter Req.</b>
Gross Direct Debt (General Obligation Bonds)	0.93%	< 3.00%
Net Direct Debt (less self-supporting bonds)	0.93%	n/a
Gross Direct Debt & Obligations	1.77%	n/a
Gross Combined Total Obligations	2.26%	n/a
STATE SCHOOL BUILDING AID REPAYMENT FOR FY 03-04	\$172,338	
[1] Reflects Cross-over Refunding and includes \$33,888,558 in accreted value to be paid upon final maturity.		
[2] Excludes revenue and mortgage revenue bonds notes, and non-bonded capital lease obligations.		
[3] Reduced by principal payments through 5/1/04		
Source: Mayor's Office of Public Finance and Business Affairs, City and County of San Francisco		

## Tax Supported Debt Service

Under the State Constitution and the Charter, general obligation bonds can only be authorized through voter approval. As of May 1, 2004, the full amount of general obligation bonds authorized by the electorate of the City and as yet unissued was \$872,060,000. See Table A-12 below. As of May 1, 2004 the City had \$910,865,000 in general obligation bonds outstanding, including \$800,000 of general obligation bonds repaid from Port Commission revenues and not carried on the City's property tax roll.

Table A-11 shows the annual amount of debt service payable on the City's outstanding general obligation bonds.

**TABLE A-11**

<b>CITY AND COUNTY OF SAN FRANCISCO</b>			
<b>Direct Tax Supported Debt Service</b>			
<b>As of May 1, 2004 <sup>[1]</sup></b>			
<u>Fiscal Year</u>	<u>Principal</u>	<u>Interest</u>	<u>Annual Debt Service</u>
2004	\$66,520,000	\$22,569,577	\$89,089,577 <sup>[2]</sup>
2005	62,435,000	42,323,027	104,758,027
2006	64,930,000	39,433,667	104,363,667
2007	68,050,000	36,057,889	104,107,889
2008	69,065,000	32,543,950	101,608,950
2009	72,355,000	29,146,312	101,501,312
2010	72,735,000	25,605,591	98,340,591
2011	73,835,000	21,942,717	95,777,717
2012	61,770,000	18,275,759	80,045,759
2013	52,170,000	15,306,857	67,476,857
2014	46,095,000	12,769,531	58,864,531
2015	38,365,000	10,387,849	48,752,849
2016	40,360,000	8,409,106	48,769,106
2017	29,550,000	6,326,265	35,876,265
2018	27,315,000	4,761,860	32,076,860
2019	26,980,000	3,302,484	30,282,484
2020	17,330,000	1,872,521	19,202,521
2021	12,090,000	975,311	13,065,311
2022	5,410,000	377,204	5,787,204
2023	<u>3,505,000</u>	<u>148,959</u>	<u>3,653,959</u>
<b>TOTAL <sup>[3]</sup></b>	<b>\$910,865,000</b>	<b>\$332,536,436</b>	<b>\$1,243,401,436</b>

<sup>[1]</sup> The City's only outstanding direct tax supported debt is general obligation bonds. This table does not reflect any debt other than direct tax supported debt, such as any assessment district indebtedness or any redevelopment agency indebtedness.

<sup>[2]</sup> Reduced by debt service payments through 5/1/04.

<sup>[3]</sup> Total debt includes general obligation bonds repaid from Port revenues and not levied on the City's property tax roll.

Source: Mayor's Office of Public Finance and Business Affairs, City and County of San Francisco.

In November 1992, voters approved Proposition A, which authorizes up to \$350 million in general obligation bonds to provide moneys to fund the City's Seismic Safety Loan Program. The purpose of the Seismic Safety Loan Program is to provide loans for the seismic strengthening of privately-owned unreinforced masonry buildings in San Francisco for affordable housing and market-rate residential, commercial and institutional purposes. In April 1994, the City issued \$35 million in taxable general obligation bonds to fund the Loan Program and in October 2002, the City redeemed the remaining outstanding bonds. The City may issue up to \$25 million of such bonds in fiscal year 2004-05.

In June 1997, voters also approved Proposition C, which authorizes up to \$48 million in general obligation bonds for the acquisition, construction and/or reconstruction of San Francisco Zoo facilities. The City has issued a total of \$40.5 million in three series of such bonds. It is anticipated that the City will issue the remaining \$7.5 million in 2005.

In November 1999, voters approved Proposition A, which authorizes up to \$299 million in bonded debt, other evidences of debt and/or lease financing for the reconstruction, improvement and expansion of a new health care, assisted living and/or other type of continuing care facility or facilities to replace facilities at Laguna Honda Hospital. The City anticipates issuing approximately \$210 million of the total authorized amount for the project by the end of 2004.

In March 2000, voters approved Proposition A which authorizes up to \$110,000,000 in general obligation bonds to acquire, construct, or reconstruct recreation and park facilities and properties. The City has issued three series of Neighborhood Recreation and Park Bonds in June 2000, February 2001, and in July 2003 for a total of \$41.2 million. The City anticipates issuing a fourth series in the summer of 2004.

The voters also approved Proposition B in March 2000, which authorizes up to \$87,445,000 in general obligation bonds to acquire, construct, or reconstruct the facilities of the California Academy of Sciences. In November 1995, the voters approved Proposition C, which authorizes the issuance of up to \$29,245,000 to pay the cost of acquisition, construction and/or reconstruction of certain improvements to the Steinhart Aquarium and related facilities. Proposition C and Proposition B proceeds will be used together with other monies of the Academy of Sciences to reconstruct the existing structure. The City anticipates issuing the first series of the California Academy of Sciences Bonds in the summer of 2004.

In November 2000, voters approved Proposition A, which authorizes up to \$105,865,000 in general obligation bonds for the acquisition, renovation and construction of branch libraries and other library facilities. The City has issued two series of library bonds in July 2001 and October 2002 for a total of \$40.8 million. The City anticipates issuing a third series in 2005.

Table A-12 below lists the City's voter-authorized general obligation bonds including authorized programs where bonds have not yet been issued. Series are grouped by program authorization in chronological order. The authorized and unissued column refers to total program authorization that can still be issued, and does not refer to any particular series. As of May 1, 2004, the City had authorized and unissued general obligation bond authority of \$872,060,000.

**TABLE A-12**

**CITY AND COUNTY OF SAN FRANCISCO  
General Obligation Bonds (as of May 1, 2004)**

Description of Issue (Date of Authorization)	Series	Issued	Outstanding	Authorized & Unissued
Harbor Improvement Bonds	B	\$10,000,000	\$800,000	-
Public Safety Improvement Projects (11/7/89)	1996B	7,645,000	1,010,000	-
Public Safety Improvement Projects (6/5/90)	1995A	18,480,000	5,525,000	- <sup>[1]</sup>
Golden Gate Park Improvements (6/2/92)	1995B	26,000,000	8,130,000	-
	1997A	25,105,000	19,895,000	-
	2001A	17,060,000	15,885,000	-
Fire Department Facilities Project (11/3/92)	1996C	14,285,000	1,890,000	-
Seismic Safety Loan Program (11/3/92)	1994A	35,000,000	-	\$315,000,000
School District Facilities Improvements (6/7/94)	1996D	42,300,000	5,590,000	-
	1997B	22,050,000	17,470,000	-
Asian Art Museum Relocation Project (11/8/94)	1996E	25,000,000	3,305,000	-
	1999D	16,730,000	14,620,000	-
City Hall Improvement (11/8/95)	1996A	63,590,000	11,545,000	-
Steinhart Aquarium Improvement (11/8/95)		-	-	29,245,000
Affordable Housing Bonds (11/5/96)	1998A	20,000,000	17,090,000	-
	1999A	20,000,000	17,835,000	-
	2000D	20,000,000	18,165,000	-
	2001C	17,000,000	15,960,000	-
	2001D	23,000,000	21,780,000	-
Educational Facilities - Community College District (6/3/97)	1999A	20,395,000	17,705,000	-
	2000A	29,605,000	26,950,000	-
Educational Facilities - Unified School District (6/3/97)	1999B	60,520,000	52,550,000	-
	2003B	29,480,000	29,480,000	-
Zoo Facilities Bonds (6/3/97)	1999C	16,845,000	14,625,000	-
	2000B	17,440,000	15,875,000	-
	2002A	6,210,000	6,030,000	7,505,000
Laguna Honda Hospital (11/2/99)		-	-	299,000,000
Recreation and Parks (3/7/00)	2000C	6,180,000	5,625,000	-
	2001B	14,060,000	13,090,000	-
	2003A	20,960,000	20,960,000	68,800,000
California Academy of Sciences Improvement (3/7/00)		-	-	87,445,000
Branch Library Facilities Improvement (11/7/00)	2001E	17,665,000	16,520,000	-
	2002B	23,135,000	22,460,000	65,065,000
<b>SUB TOTALS</b>		<b>\$685,740,000</b>	<b>\$438,365,000</b>	<b>\$872,060,000</b>
General Obligation Refunding Bonds Series 1997-1 issued 10/27/97		\$449,085,000	\$358,440,000	
General Obligation Refunding Bonds Series 2002-R1 issued 4/23/02		\$118,945,000	\$114,060,000	
<b>TOTALS</b>		<b>\$1,253,770,000</b>	<b>\$910,865,000</b>	<b>\$872,060,000</b>

<sup>[1]</sup> Reflects reductions from approved FEMA and State grants totaling \$122,460,000 as provided in the bond authorization.

Source: Mayor's Office of Public Finance and Business Affairs, City and County of San Francisco

**Lease Payments and Other Long-Term Obligations**

Under the Charter, most lease financings can only be authorized through voter approval. Table A-13 sets forth the aggregate annual lease payment obligations supported by the City's General Fund with respect to outstanding lease revenue bonds and certificates of participation. Note that the annual payment obligations reflected in Table A-13 include the full-accreted value of any capital appreciation obligations that will accrue as of the final payment dates.



**TABLE A-13**

<b>CITY AND COUNTY OF SAN FRANCISCO</b>			
<b>Lease Payment and Other Long-Term Obligations</b>			
<b>As of May 1, 2004</b>			
Fiscal <u>Year</u>	<u>Principal</u>	<u>Interest</u>	Annual Payment <u>Obligation</u>
2005	\$48,141,625	\$29,558,848	\$77,700,473
2006	44,685,000	29,419,015	74,104,015
2007	42,245,000	28,275,386	70,520,386
2008	41,425,000	27,210,824	68,635,824
2009	41,535,000	26,135,069	67,670,069
2010	36,620,000	25,042,672	61,662,672
2011	37,520,000	24,103,597	61,623,597
2012	31,540,000	23,089,232	54,629,232
2013	32,640,000	22,119,519	54,759,519
2014	32,000,000	21,186,546	53,186,546
2015	32,700,000	20,137,877	52,837,877
2016	34,130,000	18,780,679	52,910,679
2017	33,730,000	17,142,924	50,872,924
2018	34,210,000	15,459,469	49,669,469
2019	34,660,000	13,743,393	48,403,393
2020	19,930,000	12,382,912	32,312,912
2021	20,985,000	11,387,734	32,372,734
2022	20,320,000	10,340,000	30,660,000
2023	20,700,000	9,339,508	30,039,508
2024	21,540,000	8,320,099	29,860,099
2025	21,450,000	7,256,075	28,706,075
2026	17,610,000	6,367,132	23,977,132
2027	18,690,000	5,592,998	24,282,998
2028	19,485,000	4,773,679	24,258,679
2029	20,605,000	3,915,329	24,520,329
2030	21,460,000	3,008,936	24,468,936
2031	11,855,000	2,123,898	13,978,898
2032	12,470,000	1,505,656	13,975,656
2033	10,740,000	913,544	11,653,544
2034	<u>11,300,000</u>	<u>349,854</u>	<u>11,649,854</u>
<b>TOTAL</b> <sup>[1][2][3]</sup>	<u><b>\$826,921,625</b></u>	<u><b>\$428,982,404</b></u>	<u><b>\$1,255,904,029</b></u>

[1] Amount includes \$33,888,558 in accreted value of capital appreciation bonds to be earned upon final maturity.  
[2] Totals reflect rounding to nearest dollar.  
[3] For purposes of this table, the interest payments on the Lease Revenue Bonds, Series 2000-1, 2, 3 (Moscone Center Expansion Project) are assumed to be 3.50% - the approximate historical average of the Bond Market Association Index plus a spread.

Source: Mayor's Office of Public Finance and Business Affairs, City and County of San Francisco

The City electorate has approved several lease revenue bond propositions in addition to those bonds that have already been issued. When issued, these voter-approved lease revenue bonds will be repaid from lease payments made from the City's General Fund. The following lease programs have remaining authorization:

In 1989, voters approved Proposition F, which authorizes the City to lease-finance (without limitation as to maximum aggregate par amount) the construction of new parking facilities, including garages and surface lots, in eight of the City's neighborhoods. In July 2000, the City issued \$8.2 million in lease revenue bonds to finance the construction of North Beach Parking Garage, which was opened in February 2002. There is no immediate plan to issue any more series of bonds under Proposition F.

In 1990, voters approved Proposition C, which amended the Charter to authorize the City to lease-purchase equipment through a nonprofit corporation without additional voter approval but with certain restrictions. The City and County of San Francisco Finance Corporation (the "Corporation") was incorporated for that purpose. Proposition C provides that the outstanding aggregate principal amount of obligations outstanding with respect to lease financings may not exceed \$20 million, such amount increasing by five percent each fiscal year. Based on that formula, as of May 1, 2004, the total authorized amount for such financings was \$37,712,983. The total principal amount outstanding as of May 1, 2004 was \$20,592,983. It is anticipated that the Corporation will issue approximately \$10 million in equipment lease revenue bonds under this authorization in June 2004.

In 1994, voters approved Proposition B, which authorized up to \$60 million in lease revenue bonds for the acquisition and construction of a combined dispatch center for the City's emergency 911 communication system and for the emergency information and communications equipment for the center. In 1997, and 1998, the Corporation issued \$22.6 million and \$23.3 million of lease revenue bonds, respectively, but has no plans to utilize the remaining \$14 million in authorization.

In June 1997, voters approved Proposition D, which authorizes up to \$100 million in lease revenue bonds for the construction of a new football stadium at Candlestick Point, the home of the San Francisco 49ers football team. If issued, the \$100 million of lease revenue bonds would be the City's contribution toward the total cost of the stadium project and the 49ers would be responsible for paying the remaining cost of the stadium construction project. The City has no current timetable for issuance of the Proposition D bonds.

In November 2001, voters approved Propositions B and H. Proposition B authorizes the issuance of up to \$100 million in revenue bonds to finance the acquisition, installation and improvement or rehabilitation of solar or other renewable energy facilities or equipment for City departments. Proposition H is a Charter amendment that adds another exception to the voter-approval requirement for issuing revenue bonds. Under Proposition H, the Board of Supervisors may authorize the issuance of revenue bonds to buy, build or improve renewable energy facilities or energy conservation facilities without further voter approval. No bonds have been issued under either Proposition B or Proposition H.

#### *Overlapping Debt*

In November 2001, voters approved Proposition A. Proposition A authorizes the issuance of general obligation bonds up to \$195 million to finance construction of new Chinatown and North Beach campuses of the San Francisco Community College District, to improve access for the disabled and to make other improvements to existing facilities.

On November 4, 2003, voters approved Proposition A. Proposition A authorized the San Francisco Unified School District to issue up to \$295 million of general obligation bonds to repair and rehabilitate its facilities. The San Francisco Unified School District has not yet issued bonds pursuant to this authorization.

## **Labor Relations**

The Mayor's fiscal year 2003-04 budget includes approximately 30,000 full time personnel, not including San Francisco Unified School District, San Francisco Community College District, and San Francisco Superior Court employees. City workers are represented by 48 different unions and labor organizations. The largest unions in the City are the Service Employees International Union (Locals 250, 535 and 790); International Federation of Professional and Technical Engineers (Local 21); and unions representing police, fire, and transit workers and deputy sheriffs.

The wages, hours and working conditions of City employees are determined by collective bargaining pursuant to State law and City Charter. Except for nurses, transit workers, and a few hundred unrepresented employees, the Charter requires that bargaining impasses be resolved through a final and binding interest arbitration conducted by a panel of three arbitrators. The award of the arbitration panel is final unless legally challenged. Strikes by City employees are prohibited, according to the Charter. Since 1976, no City employees have gone on a union-authorized strike.

Wages, hours and working conditions of nurses and transit workers are not subject to interest arbitration, but are subject to Charter-mandated economic caps.

The City's employee selection procedures are established and maintained through a civil service system. In general, selection procedures and other "merit system" issues are not subject to arbitration. However, disciplinary actions are generally subject to grievance arbitration, with the exception of police and fire.

The City's retirement benefits are established directly by the voters, and not through the regular collective bargaining process; therefore, most changes to retirement benefit formulae require a voter-approved charter amendment. Currently, most miscellaneous employees are in a "2% at 60" plan, and the uniformed police and fire are in a "3% at 55" plan.

In 2003, the City completed negotiations with all of the labor groups covered under Charter Section A8.409 and Charter Section A8.590-1 for successor agreements to be in effect from July 1, 2003 through June 30, 2005. Such 2003-05 collective bargaining agreements do not provide for any general wage increases. Furthermore, most labor unions agreed to have its represented employees resume payment of the 7.5% employee contribution to the retirement plans for fiscal year 2003-04, and in recognition therefor, the City provided additional floating holidays. Almost all of the labor agreements provided for negotiations to be reopened to discuss wages and retirement contributions for fiscal year 2004-05. Negotiations regarding such reopened labor agreements are currently in progress.

The contract covering transit operators expires June 30, 2004. Pursuant to the Charter, the Municipal Transit Agency ("MTA") shall negotiate contracts with labor unions representing employees in service-critical bargaining units and those agreements shall be subject to approval by the MTA Board.

The City also adopts an annual "Unrepresented Ordinance" for employees who are not exclusively represented by a union. As with the negotiated labor agreements, the present ordinance, for fiscal year 2003-04 also provides for unrepresented employees to resume payment of the employee contribution to their retirement plans and receive additional floating holidays.

**TABLE A-14**

<b>CITY AND COUNTY OF SAN FRANCISCO</b>		
<b>Employee Organizations as of July 1, 2003</b>		
<u>Organization</u>	<u>Budgeted Positions</u>	<u>Expiration Date of MOU</u>
Automotive Machinists, Local 1414	420	June 30, 2005
Bricklayers, Local 3/Hod Carriers, Local 36	9	June 30, 2005
Building Inspectors Association	77	June 30, 2005
Carpenters, Local 22	107	June 30, 2005
Cement Masons, Local 580	23	June 30, 2005
Deputy Sheriffs Association	837	June 30, 2005
District Attorney Investigators Association	58	June 30, 2005
Electrical Workers, Local 6	788	June 30, 2005
Glaziers, Local 718	12	June 30, 2005
International Alliance of Theatrical Stage Employees, Local 16	3	June 30, 2005
Ironworkers, Local 377	18	June 30, 2005
Hod Carriers, Local 36	8	June 30, 2005
Laborers International Union, Local 261	1,068	June 30, 2005
Law Librarian	3	June 30, 2005
Municipal Attorneys' Association	417	June 30, 2005
Municipal Executives Association	924	June 30, 2005
MEA - Police Management	3	June 30, 2005
MEA - Fire Management	8	June 30, 2005
Operating Engineers, Local 3	57	June 30, 2005
Painters, Local 4	106	June 30, 2005
Pile Drivers, Local 34	15	June 30, 2005
Plumbers, Local 38	337	June 30, 2005
Probation Officers Assoc., Teamsters Local 856	164	June 30, 2005
Professional & Technical Engineers, Local 21	4,203	June 30, 2005
Roofers, Local 40	11	June 30, 2005
S.F. Institutional Police Officers Association	16	June 30, 2005
S.F. Firefighters, Local 798	1,759	June 30, 2005
S.F. Police Officers Association	2,474	June 30, 2007
SEIU, Local 250	1,875	June 30, 2005
SEIU, Local 535	1,410	June 30, 2005
SEIU, Local 790	7,728	June 30, 2005
SEIU, Local 790 (Staff Nurse)	1,447	June 30, 2005
SEIU, Local 790 (H-1 Rescue Paramedics)	24	June 30, 2005
Sheet Metal Workers, Local 104	45	June 30, 2005
Stationary Engineers, Local 39	634	June 30, 2005
Supervising Probation Officers, Operating Engineers, Local 3	22	June 30, 2005
Teamsters, Local 350	2	June 30, 2005
Teamsters, Local 853	166	June 30, 2005
Teamsters, Local 856 (multi-unit)	128	June 30, 2005
Teamsters, Local 856 (Supervising Nurses)	142	June 30, 2005
TWU, Local 200 (SEAM multi-unit & claims)	319	June 30, 2005
TWU, Local 250-A TWU - Auto Service Workers	145	June 30, 2005
TWU, Local 250-A TWU - Miscellaneous	100	June 30, 2005
TWU, Local 250-A TWU - Transit Operators	2,113	June 30, 2004
Union of American Physicians & Dentists	176	June 30, 2005
Unrepresented Employees	<u>151</u>	June 30, 2004
	30,552 <sup>[1]</sup>	

<sup>[1]</sup> Budgeted positions do not include SFUSD, SFCCD, or Superior Court personnel.

Source: Department of Human Resources - Employee Relations Division, City and County of San Francisco

## **Risk Management**

The City self-insures the majority of its property, liability and workers' compensation risk exposures. Each year, funds for anticipated claim payments, based on history and outstanding cases expected to be closed in that year, are included in the current budget. The vast majority of the City's insurance is purchased for the enterprise fund departments (SFO, Municipal Railway, Public Utilities Commission, the Port and Convention Facilities). The remainder of the insured program is made up of insurance for General Fund departments required to provide coverage for bond-financed facilities, coverage for art at City-owned museums and statutory requirements for bonding of various public officials.

The City allocates workers' compensation costs to departments according to a formula based on claims, payment history and payroll. Programs are being developed and implemented focusing on accident prevention, investigation and by modifying the duty of injured employees with medical restrictions so they can return to work as early as possible.

## **Retirement System**

The City Employee's Retirement System (the "Retirement System") was established in April 1922 and was constituted in its current form by the 1932 charter. The Retirement System is administered by the Retirement Board consisting of seven members, three appointed by the Mayor, three elected from among the members of the Retirement System, and a member of the Board appointed by the President of the Board, who serves ex-officio as a voting member. To aid in the administration of the Retirement System, the Retirement Board appoints an Actuary and an Executive Director. The Executive Director's responsibility extends to four divisions consisting of Administration, Investment, Retirement Services/ Accounting, and Deferred Compensation.

The Retirement System estimates that the total active membership as of June 30, 2003 was 34,158, including 942 vested members and 643 reciprocal members, compared to 33,833 members a year earlier. The total new enrollees for fiscal year 2002-03 was approximately 844. Checks are mailed to approximately 18,135 benefit recipients monthly.

Net assets held in trust for pension benefits by the Retirement System as of June 30, 2003 were \$10,533,013,000 compared to \$10,415,950,000 as of June 30, 2002. As of June 30, 2003, the actuarial accrued liability was \$10,249,896,000, and the actuarial value of assets was \$11,173,636,000, reflecting funding at 109%.

Table A-15 shows Retirement System actual contributions for fiscal years 1997-98 through 2002-03.

**TABLE A-15**

<b>CITY AND COUNTY OF SAN FRANCISCO</b>					
<b>Employee Retirement System (000s)</b>					
<b>Fiscal Years 1999-00 through 2002-03</b>					
Fiscal Years	Market Value	Actuarial Value	Pension Benefit	Percent	Employee &
Ending	of Assets	of Assets	Obligation	Funded	Employer
<u>June 30</u>	<u>of Assets</u>	<u>of Assets</u>	<u>Obligation</u>	<u>Funded</u>	<u>Contribution</u> <sup>[1]</sup>
1999	10,868,542	8,862,168	6,430,740	137.8%	120,851
2000	12,931,306	10,076,469	7,258,394	138.8%	132,761
2001	11,246,080	10,797,024	8,371,843	129.0%	145,203
2002	10,415,950	11,102,516	9,415,905	118.0%	155,918
2003	10,533,013	11,173,636	10,249,896	109.0%	182,069
<sup>[1]</sup> For fiscal years 1999-00 through 2003-04, the City paid no employer contribution. However, based on the Retirement Board's Actuarial Valuation for July 1, 2003, employer contributions will resume at 4.48% of covered payroll beginning fiscal year 2004-05.					
Sources: SFERS' audited financial statements and supplemental schedules June 30, 2003 and 2002. SFERS' Actuarial Valuation report as of July 1, 2003 and July 2002.					

The assets of the Retirement System are invested in a broadly diversified manner including both domestic and international securities. In addition to U.S. equities and fixed income securities, the fund holds international equities, global sovereign debt, domestic real estate and an array of alternative investments including venture capital limited partnerships. The investments are regularly reviewed by the Retirement Board and monitored by an internal staff of investment professionals who are advised by external consultants who are specialists in various areas of investments.

Actuarial valuation of the Retirement System is a joint effort of the Retirement System and an outside actuarial firm employed under contract. A valuation of the Retirement System is conducted each year and an experience study is performed periodically. The latest report was issued in January 2004 as of June 30, 2003.

In November 1980, the voters of San Francisco adopted a change in the method through which the liabilities of the Retirement System are funded. That method is the entry age normal cost method with a level percentage supplemental cost element (supplemental costs to be fully amortized over no more than 20 years). Actuarial gains and losses are amortized over a 15-year period. Assets are calculated based on a 5-year phase-in of realized and unrealized capital gains and losses.

In fiscal year 1996-97, the City's dollar contribution decreased to zero due to lowered funding requirements as determined by the Board's actuary. Based upon the latest valuation report, as of June 30, 2003, the plan was over funded by \$923.7 million based on actuarial value of assets. However, starting in fiscal year 2004-05, the City's will contribute an estimated \$44.6 million in employer contribution, which is 4.48% of pensionable salary.

## APPENDIX B

### CITY AND COUNTY OF SAN FRANCISCO ECONOMY AND GENERAL INFORMATION

#### Area and Economy

The corporate limits of the City and County of San Francisco (the “City”) encompass over 93 square miles, of which 49 square miles are land, with the balance consisting of tidelands and a portion of the San Francisco Bay (the “Bay”). The City is located on a peninsula bounded by the Pacific Ocean to the west, the Bay on the east, the entrance to the Bay and the Golden Gate Bridge to the north and San Mateo County to the south.

The City is the economic center of the nine counties contiguous to the Bay: Alameda, Contra Costa, Marin, Napa, San Francisco, San Mateo, Santa Clara, Solano and Sonoma Counties (the “Bay Area”). The economy of the Bay Area includes a wide range of industries, supplying local needs as well as the needs of national and international markets. Its major industries include heavy manufacturing, high technology, semi-conductor manufacturing, petroleum refining, biotechnology, food processing and production and fabrication of electronics and aerospace equipment. Non-manufacturing industries, including convention and tourism, finance and international and wholesale trade, are characteristic of the City and are also major contributors to economic activity within the Bay Area.

#### Population and Income

The City had a population estimated by the State of California (the “State”) Department of Finance Demographic Research Unit, at 791,600 as of January 2003, ranking it the fourth largest city in California after Los Angeles, San Diego and San Jose. The table below reflects the population and per capita income of the City and the State between 1999 and 2003.

**TABLE B-1**

POPULATION AND INCOME 1999 - 2003				
	City and County	State of	San Francisco	California
Year	of San Francisco	California	Per Capita Income	Per Capita Income
1999	776,300	33,387,000	49,695	29,856
2000	785,700	34,385,000	57,414	32,225
2001	793,700	35,037,000	55,816	32,702
2002	793,633	35,301,000	N/A *	32,898
2003	791,600	35,591,000	N/A *	N/A *

\* Note: Information not available. County data are compiled from numerous sources by the U.S. Department of Commerce, Bureau of Economic Analysis and are typically released with a significant time lag.

Sources: State of California Department of Finance, Demographic and Finance Research Units; U.S. Department of Commerce, Bureau of Economic Analysis.

## Conventions and Tourism

During the calendar year 2002 approximately 15.7 million people (130,000 average per day) visited the city, generating roughly \$5.9 billion. On average, these visitors spent about \$127 per day and stayed three to four nights.

Hotel occupancy rates in San Francisco averaged 67.9% in calendar year 2003, an increase of 5.0% over the previous year; however, hotel room rates continued to decrease throughout 2003. Average daily San Francisco room rates for fiscal year 2003 were approximately \$138 per night, down 5.1% from 2002 levels.

Although visitors who stay in San Francisco hotels account for only 36% of total out-of-town visitors, they generated 68.1% of total spending by visitors from outside the Bay Area. It is estimated that 44% of visitors come to the City are on vacation, 30% are convention and trade show attendees, 25% are individual business travelers and the remaining 1% are en route elsewhere. International visitors make up 36% of all visitors. Approximately 45% of the City's international visitors are from Europe and the United Kingdom, 31% are from Asia, 9% are from Canada, 5% are from Australia and New Zealand, 5% are from Central and South America, 3% are from Mexico, and 2% are from Africa and the Middle East. The following illustrates hotel occupancy and related spending from calendar years 1999 through 2003.

**TABLE B-2**

<b>CITY AND COUNTY OF SAN FRANCISCO</b>			
<b>San Francisco Overnight Hotel Guests (000s)</b>			
<u>Calendar Year</u>	<u>Annual Average Hotel Occupancy</u>	<u>Total Visitors Staying in Hotels or Motels</u>	<u>Total Hotel Visitor and Convention Related Spending</u>
1999	80.7%	4,180	3,590,000
2000	81.9%	4,300	4,288,000
2001	67.0%	3,550	3,700,000
2002	65.4%	3,470	3,500,000
2003	67.9%	N/A	N/A

Source: San Francisco Convention & Visitor Bureau.

According to the San Francisco Convention and Visitor Bureau, as of April 1, 2004, convention business is almost at full capacity at the Moscone Convention Center and is at strong levels at individual hotels providing self-contained convention services. The City completed construction of an expansion to the Moscone Convention facilities in Spring 2003. With the expansion, the Moscone Convention Centers offer over 700,000 square feet of exhibit space covering more than 20 acres on three adjacent blocks.

## Employment

The City has the benefit of a highly skilled, professional labor force. Key industries include tourism, real estate, banking and finance, retailing, apparel design and manufacturing. Emerging industries include multimedia and bioscience. According to the State of California Employment Development Department, the unemployment rate for San Francisco remained stable at 5.0 percent between February and March 2004. This rate is in comparison with an adjusted unemployment rate of 6.6 percent for California and 6.0 percent for the nation during the same period.



Total citywide employment peaked at just over 586,491 jobs in 2001, an increase of almost 10,000 from 1998. Based on 2002 estimates, total citywide employment is about 548,000 indicating a loss of about 39,000 jobs from 2001.

**TABLE B-3**

<b>CITY AND COUNTY OF SAN FRANCISCO</b>					
<b>Reported Employment by Land Use Activities 1998-2002 <sup>[1]</sup></b>					
	1998	1999	2000	*2001	*2002 <sup>(2) (3)</sup>
Office	203,512	211,499	224,167	236,959	213,514
Retail	94,220	97,159	103,508	101,505	96,714
Industrial	124,071	120,922	119,922	107,837	98,153
Hotel	19,498	19,522	18,862	17,962	16,447
Cultural/Institutional	134,816	142,064	140,573	122,222	122,714
Other	<u>39</u>	<u>30</u>	<u>1,307</u>	<u>6</u>	<u>-</u>
Total	576,156	591,196	608,339	586,491	547,542
<p>* 2001 and 2002 Sectoral breakdowns except hotel are not comparable with 2000 and earlier breakdowns. This reflects Employment Development Department classification system.</p> <p><sup>[1]</sup> Most recent Employment Development Department data available.</p> <p><sup>[2]</sup> 2002 Office Land use activity group includes Government employment.</p> <p><sup>[3]</sup> 2002 is an estimate only.</p>					
Source: San Francisco Planning Department- California Employment Development Department.					

### **Taxable Sales**

The following table reflects a breakdown of taxable sales for the City from 1998 to 2002. Taxable sales information for 2003 taxable sales is not yet available. Total retail sales decreased in 2002 by 23% compared to 2001. When business and personal services and other outlet sales are included, taxable sales decreased by 14% in 2002.

**TABLE B-4**

<b>CITY AND COUNTY OF SAN FRANCISCO</b>					
<b>Taxable Sales 1998 - 2002</b>					
<b>(\$000s)</b>					
	1998	1999	2000	2001	2002 <sup>[1]</sup>
Retail Stores <sup>[2]</sup>					
Apparel	\$688,770	\$722,597	\$792,508	\$749,391	\$737,396
General Merchandise	832,104	908,704	1,166,524	1,078,664	1,051,122
Drug Stores	172,188	187,630	153,291	149,638	143,999
Food	376,229	392,569	416,735	413,650	403,163
Packaged Liquor	70,885	77,452	81,800	81,705	79,757
Eating/Drinking	1,594,872	1,723,368	1,896,054	1,802,057	1,764,628
Furniture & Appliances	475,003	572,425	637,662	513,618	459,529
Building Materials and Farm Implements	260,749	292,107	321,632	313,277	310,111
Automotive	357,924	387,300	456,851	435,787	419,346
Service Stations	272,036	388,696	549,967	454,149	383,763
Other Retail Stores	<u>1,785,928</u>	<u>2,023,242</u>	<u>2,277,432</u>	<u>1,998,450</u>	<u>1,889,144</u>
Retail Stores Total	\$6,886,688	\$7,676,090	\$8,750,456	\$7,990,386	\$7,641,958
Business and					
Personal Services <sup>[3]</sup>	\$921,855	\$1,063,729	\$1,226,650	\$1,107,028	\$1,043,019
All Other Outlets <sup>[3]</sup>	3,460,146	3,596,942	<u>4,112,820</u>	<u>3,357,822</u>	<u>2,904,463</u>
Total All Outlets <sup>[2][3]</sup>	\$11,268,689	\$12,336,761	\$14,089,926	\$12,455,236	\$11,589,440

<sup>[1]</sup> Most recent data available.  
<sup>[2]</sup> See Table B-5. Taxable Sales in the 272 Largest Cities by Type of Business.  
<sup>[3]</sup> See Table B-3. Taxable Sales in the 36 Largest Counties by Type of Business.

Source: California State Board of Equalization - Annual Reports.

**Building Activity**

Table B-5 shows a summary of building activity in the City for fiscal years 1998-99 through 2002-03, during which time approximately 13,578 total housing units were authorized in the City (both market rate and “affordable housing”). The total value of building permits was \$1.3 billion in fiscal year 2002-03.

**TABLE B-5**

<b>CITY AND COUNTY OF SAN FRANCISCO</b>				
<b>Building Activity 1999-2003</b>				
Fiscal Year Ended <u>June 30</u>	Authorized New <u>Dwelling Units</u>	Value of Building Permits		
		<u>Residential</u>	<u>Non-Residential</u>	<u>Total</u>
1999	4,057	\$552,300,771	\$1,924,558,750	\$2,476,859,521
2000	3,357	368,791,123	1,242,879,291	1,611,670,414
2001	3,050	409,427,204	1,850,738,132	2,260,165,336
2002	1,421	289,382,554	1,281,810,827	1,571,193,381
2003	1,693	234,997,191	1,108,463,214	1,343,460,405

Source: San Francisco Department of Building Inspection, Central Permit Bureau.

## Banking and Finance

The City is a leading center for financial activity. The headquarters of the Twelfth Federal Reserve District is located in the City, as are the headquarters of the Eleventh District Federal Home Loan Bank and the regional Office of Thrift Supervision. Wells Fargo Bank, First Republic Bank, Union Bank of California, United Commercial Bank, and Bank of the Orient are headquartered in the City, along with the Pacific Stock Exchange, and Charles Schwab & Co., the nation's largest discount broker. Investment banks located in the City include Banc of America Securities LLC, Deutsche Banc Alex Brown, Thomas Weisel Partners LLC, and Pacific Growth Equities.

Table B-6 below lists the ten largest employers in the City as of December 2003.

**TABLE B-6**

<b>CITY AND COUNTY OF SAN FRANCISCO Largest Employers in San Francisco As of December 2003</b>		
<u>Employer</u>	<u>Number of Employees</u>	<u>Nature of Business</u>
City and County of San Francisco	28,718	Local government
University of California, San Francisco	8,630	Health services
Wells Fargo & Co. Inc.	7,279	Banks
State of California	7,048	State government
San Francisco Unified School District	6,600	Education
United States Postal Service, San Francisco District	5,295	Mail delivery
AT&T	5,200	Telecommunications
PG&E Corp.	4,700	Energy
SBC Communications Inc.	4,600	Telecommunications
California Pacific Medical Center	3,800	Health care

Source: San Francisco Business Times, Book of Lists 2003.

## Commercial Real Estate

According to the 4<sup>th</sup> Quarter 2003 Report from Grubb & Ellis, the City's office market has continued to experience positive market performance. During 2003, net absorption went from a negative 324,000 square feet to a positive 139,000 square feet. Vacancy ended the year at 23.4% decreasing from a high point of 24.1% during the second quarter. However, there is currently 14.7 million square feet of vacant space that will take years to absorb. Market-wide lease rates continued steady at \$27.87 per square foot for Class A, and \$20.45 per square foot for Class B space. Total square footage was 62.7 million square feet.

## Major Development Projects

The downtown Union Square area is the City's principal retail area and includes Macy's, Neiman Marcus, Saks Fifth Avenue, Levi's, NikeTown, Disney, Crate and Barrel, Borders Books, Nordstrom, Williams Sonoma and Virgin Records. The recent completion of the Union Square Improvement Project including reconstruction of the Union Square Garage has benefited the area in terms of accessibility. The newly

refurbished Union Square Park is now a hub for activities and events, gatherings, rallies, performances, and art exhibits.

The construction of the Westfield San Francisco Center (including Bloomingdale's) on the site of the former Emporium-Capwell building between Market Street and Mission Street and 4th and 5th Streets is currently underway. It is estimated that this will be a \$410 million project. The 1.2 million square foot retail, office, and entertainment complex is expected to be complete in 2006. Upon completion the center is expected to draw much business to the developing area resulting in an estimated \$9.7 million in tax revenues. It will provide approximately 1,900 permanent jobs and roughly 1,000 construction jobs.

Another commercial development project planned in the City is the Fillmore Renaissance Center, a mixed-use commercial and residential project at Fillmore and Eddy Streets in the Western Addition area of the City known as the Fillmore Jazz Preservation District. The project will include a Fillmore branch of Oakland's Yoshi's Jazz Club & Restaurant, a soul fusion of restaurants and lounges, approximately eighty condominium units (15% of which are designated "affordable") and a public parking garage.

Development has begun at the Mission Bay site, portions of which are owned by the City and the Port of San Francisco. The development utilizes 303 acres of land and consists of 6,000 residential units, (28% of which will be affordable units), office and commercial space, 863,637 square feet of retail space, a new public school, 51-acres of parks and recreational areas, and a 500-room hotel. In addition, the University of California is constructing a 2,650,000 square foot biotechnology campus on a 43-acre site in Mission Bay.

The Octavia Boulevard Project, begun in 2003, will be a ground-level six-lane boulevard between Market and Hayes Streets. The redevelopment of this freeway system has opened up approximately 7.2 acres of property to be used for the construction of 750-900 housing units.

Redevelopment of the former Hunters Point Naval Shipyard on San Francisco's southern waterfront is expected to begin in the summer of 2004. The 90-acre first phase of development is expected to comprise 1,600 housing units, 300,000 square feet of commercial uses, 34 acres of open space and other community amenities. Future phases of this 500-acre redevelopment effort will include additional residential and commercial development, with a focus on light industrial and research and development uses.

## **Transportation Facilities**

### *San Francisco International Airport*

San Francisco International Airport ("SFO"), located approximately 14 miles south of downtown San Francisco, is a major commercial airport and has been serving the San Francisco Bay Area and Northern California for over 75 years. Traffic reports submitted by the airlines for fiscal year 2002-03 show that SFO served over 29 million passengers (enplanements and deplanements), and handled a total of 342,676 flight operations, 323,363 of which were scheduled air carrier operations. During fiscal year 2002-03, scheduled passenger aircraft arrivals and departures decreased by 4.5% and total enplanements decreased by 5.7% over the previous year.

Based on Airports Council International final ranking for calendar year 2002, SFO was ranked the eleventh most active airport in the United States in terms of total passengers. In fiscal year 2001-02, the most recent year for which complete data are available, approximately 73% of passenger traffic at the Airport was origin and destination traffic, which is generally not dependent on airline hubbing practices.

During fiscal year 2002-03, 60 airlines served the Airport with non-stop and one-stop service to 110 cities in the United States, and 23 of these airlines provided service to 62 international destinations. In fiscal year 2002-03, SFO handled 606,900 thousand metric tons of cargo and was ranked 13<sup>th</sup> in the United States in terms of air cargo volume, according to Airports Council International final ranking for calendar year 2002.

Following the terrorist events of September 2001 in New York, NY and Washington, DC, management at SFO developed a detailed financial plan to address the anticipated decline in revenues. Management and staff at SFO identified numerous expenditure reductions as well as additional funding sources, including the use of passenger facility charge revenues. Management continues to adhere to these plans and as a result does not anticipate a large deficit for the current fiscal year.

On December 9, 2002, UAL Corp. (“UAL”), the parent company of United Airlines, filed for protection under Chapter 11 of the U.S. Bankruptcy Code. UAL accounts for approximately 34% of total operating revenue at SFO. The filing under Chapter 11 permits a company to continue operations while it develops a plan of reorganization to address its existing debt, capital and cost structures.

On December 10, 2002, the U.S. Bankruptcy Court approved a series of motions, including a motion ordering the payment of sales and use taxes, transportation taxes, fees, passenger facilities charges and other similar government and airport charges. United Airlines therefore has been granted authority to pay certain ongoing landing fees, passenger facilities charges and similar charges to SFO and other parties, whether incurred prior to or after the bankruptcy filing. United Airlines has remained current in its payments to the Airport for rents and landing fees since January 2003.

Table B-7 presents certain data regarding SFO for the last five fiscal years.

**TABLE B-7**

<b>SAN FRANCISCO INTERNATIONAL AIRPORT</b>				
<b>Passenger, Cargo and Mail Data for</b>				
<b>Fiscal Years ending June 30, 1999 through 2003</b>				
Fiscal year Ended June 30	<u>Passengers</u>		<u>Cargo Traffic</u>	
	Enplanements and Deplanements	Annual Percent Change	Freight and Express Air (Metric Tons)	U.S. and Foreign Mail (Metric Tons)
1999	39,158,482	-1.6%	618,334	182,384
2000	40,238,576	2.8%	680,051	190,579
2001	38,723,290	-3.8%	621,434	150,538
2002	30,942,135	-20.1%	467,301	93,953
2003	29,165,073	-5.7%	517,410	89,469

Source: San Francisco Airport Commission.

*Port of San Francisco*

The Port of San Francisco (the “Port”) consists of 7.5 miles of San Francisco Bay waterfront which are held in “public trust” on behalf of all the people of California. The State transferred responsibility for the Port to the City in 1968. The Port is committed to promoting a balance of maritime-related commerce, fishing,

recreational, industrial and commercial activities, as well as protecting the natural resources of the waterfront and developing recreational facilities for public use.

The Port is governed by a five-member Port Commission which is responsible for the operation, management, development and regulation of the Port. All revenues generated by the Port are to be used for Port purposes only. The Port receives no operating subsidies from the City, and the Port has no taxing power.

The Port posted a decrease in net assets of \$6.4 million for fiscal year ending June 30, 2003. Port properties generated \$54.5 million in operating revenue in fiscal year 2002-03 as shown in the table below.

**TABLE B-8**

<b>PORT OF SAN FRANCISCO FISCAL YEARS 2002 AND 2003 REVENUES ( \$000s)</b>				
<u>Business Line</u>	<u>FY 01-02 Audited Revenue</u>	<u>Percentage of 2002 Revenue</u>	<u>FY 02-03 Audited Revenue</u>	<u>Percentage of 2003 Revenue</u>
Commercial & Industrial Rent	\$32,482	64.3%	\$32,037	58.8%
Parking	7,380	14.6	7,466	13.7
Cargo	3,797	7.5	5,659	10.4
Fishing	1,488	3.0	1,554	2.8
Ship Repair	1,000	2.0	919	1.7
Harbor Services	915	1.8	967	1.8
Cruise	459	0.9	963	1.8
Other Maritime	1,445	2.9	1,413	2.6
Other	<u>1,528</u>	<u>3.0</u>	<u>3,489</u>	<u>6.4</u>
<b>TOTAL</b>	<b>\$50,494</b>	<b>100%</b>	<b>\$54,467</b>	<b>100%</b>
Source: Port of San Francisco Audited Financial Statements.				

In June 1997, the Port Commission adopted a Waterfront Land Use Plan (the “Port Plan”), which established the framework for determining acceptable uses for Port property. The Port Plan calls for a wide variety of land uses which retain and expand historic maritime activities at the Port, provide revenue to support new maritime and public improvements, and significantly increase public access.

As a result of the finalization of the Port Plan, there are currently several major development projects in negotiation and/or construction including: a mixed use recreation and historic preservation project at Piers 27-31; a hotel development at the corner of Broadway and the Embarcadero; a mixed use historic preservation and reuse of Piers 1½-5; an international cruise and mixed use office/retail complex in the South Beach area of San Francisco that will involve the construction of a condominium tower project, a new cruise terminal, an office and retail development, and a new waterfront park known as Brannan Street Wharf.

A \$70 million renovation of the Ferry Building and Rincon Park, a two-acre park and public open space located on Port property, were completed in FY 2002-03. The park was a collaborative effort of the Port, the San Francisco Redevelopment Agency, and Gap Inc.

An \$18 million project to relocate and expand the Downtown Ferry Terminal, and a \$7 million project to provide new berthing and auxiliary facilities for commercial fisherman at Hyde Street Harbor were both completed during fiscal year 2001-02.

### *Other Transportation Facilities*

The San Francisco Bay is surrounded by nine counties comprising the Bay Area. Although the Bay itself creates a natural barrier for transportation throughout the region, several bridges, highways and public transportation systems connect the counties. The majority of the transportation mechanisms throughout the Bay utilize San Francisco as a hub, and provide access into the City itself for jobs, entertainment, shopping and other activities. The major transportation facilities connecting the City to the remainder of the region include the Golden Gate and Bay Bridges, the Bay Area Rapid Transit rail line, CalTrain, the Valley Transportation Authority, and the Alameda-Contra Costa, San Mateo, Santa Clara and Golden Gate Transit Districts' bus lines. Public and private companies also provide ferry service across the Bay.

Other transportation services connect the Bay Area to the State, national and global economy. In addition to the San Francisco International Airport, the San Francisco Bay Area is served by two other major airports: the Oakland International Airport in Alameda County, and the San Jose International Airport in Santa Clara County. These airports also serve the Bay Area's air passengers with service to all major domestic cities and many international cities and are important cargo transportation facilities.

The Port of Oakland is an important cargo and transportation facility to the Bay Area as it provides a strong link to the Pacific Rim. The Port of Oakland is served by three major railroads with rail lines and/or connections to the Midwest and beyond.

### **Public School System**

The City is served by the San Francisco Unified School District (the "District"). The District has a board of seven members who are elected Citywide. Schools within the District are financed from available property taxes and State, Federal and local funds. The District operates thirty-five child development centers; seventy-six elementary schools, including sixty-nine K-5 elementary schools, seven K-8 elementary schools, one charter K-5 and one charter K-8 schools, two charter grade 5-8 schools, and five charter grade 9-12 schools; eighteen middle schools (grades 6-8); seventeen senior high schools, including fourteen schools serving grades 9-12, two continuation schools and one independent study alternative high school and various county school services.

### *Colleges and Universities*

Within the City, the University of San Francisco and California State University at San Francisco offer full four-year degree programs of study as well as graduate degree programs. The University of California, San Francisco is a health science campus consisting of the schools of medicine, dentistry, nursing, pharmacy and graduate programs in health science. The Hastings College of the Law is affiliated with the University of California. The University of the Pacific's School of Dentistry and Golden Gate University are also located in the City. City College of San Francisco offers two years of college-level study leading to associate degrees.

The nine-county Bay Area region includes approximately twenty public and private colleges and universities. Most notable among them are the University of California at Berkeley and Stanford University. Both institutions offer full curricula leading to bachelors, masters and doctoral degrees, and are known worldwide for their contributions to higher education.

THIS PAGE INTENTIONALLY LEFT BLANK



**APPENDIX C**  
**EXCERPTS\* FROM**  
**COMPREHENSIVE ANNUAL FINANCIAL REPORT OF THE**  
**CITY AND COUNTY OF SAN FRANCISCO**  
**FOR THE FISCAL YEAR ENDED JUNE 30, 2003**

---

\* Includes all material listed on the Comprehensive Annual Financial Report's Table of Contents through Note 17 of the Notes to Basic Financial Statements. The Comprehensive Annual Financial Report may be viewed online or downloaded from the Controller's website at <http://www.ci.sf.ca.us/controller/>.

(THIS PAGE INTENTIONALLY LEFT BLANK)

**CITY AND COUNTY OF  
SAN FRANCISCO, CALIFORNIA**

**Comprehensive Annual Financial Report  
Year ended June 30, 2003**



**Prepared by:  
Office of the Controller**

*Edward Harrington*  
**Edward Harrington  
Controller**

**CITY AND COUNTY OF SAN FRANCISCO**  
**COMPREHENSIVE ANNUAL FINANCIAL REPORT**  
**YEAR ENDED JUNE 30, 2003**

**TABLE OF CONTENTS (Continued)**

	<b>Page</b>
<b>INTRODUCTORY SECTION</b>	
Controller's Letter of Transmittal.....	i
Certificate of Achievement - Government Finance Officers Association.....	xii
Organization Chart.....	xiii
List of Principal Officials.....	xiv
<b>FINANCIAL SECTION</b>	
Independent Auditors' Report.....	1
Management's Discussion and Analysis .....	3
Basic Financial Statements:	
Government-wide Financial Statements:	
Statement of Net Assets .....	24
Statement of Activities .....	26
Fund Financial Statements:	
Balance Sheet - Governmental Funds .....	27
Reconciliation of the Governmental Funds Balance Sheet to the Statement of Net Assets .....	28
Statement of Revenues, Expenditures, and Changes in Fund Balances - Governmental Funds .....	29
Reconciliation of the Statement of Revenues, Expenditures, and Changes in Fund Balances of Governmental Funds to the Statement of Activities .....	30
Budgetary Comparison Statement - General Fund .....	31
Statement of Net Assets - Proprietary Funds .....	34
Statement of Revenues, Expenses, and Changes in Fund Net Assets - Proprietary Funds .....	36
Statement of Cash Flows - Proprietary Funds .....	38
Statement of Fiduciary Net Assets - Fiduciary Funds .....	40
Statement of Changes in Fiduciary Net Assets - Fiduciary Funds .....	41
Notes to the Basic Financial Statements:	
(1) The Financial Reporting Entity .....	42
(2) Summary of Significant Accounting Policies .....	44
(3) Reconciliation of Government-wide and Fund Financial Statements .....	55
(4) Budgetary Results Reconciled to Results in Accordance with Generally Accepted Accounting Principles .....	59
(5) Deposits and Investments.....	61
(6) Property Taxes.....	67
(7) Capital Assets .....	68
Required Supplementary Information:	
Employees' Retirement System - Analysis of Funding Progress.....	124
California Public Employees' Retirement Systems - Analysis of Funding Progress.....	124
Combining Financial statements and supplemental information:	
Nonmajor Governmental Funds.....	125
Combining Balance Sheet - Nonmajor Governmental Funds .....	130
Combining Statement of Revenues, Expenditures, and Changes in Fund Balances - Nonmajor Governmental Funds .....	131
Combining Balance Sheet - Nonmajor Governmental Funds - Special Revenue .....	132
Combining Statement of Revenues, Expenditures, and Changes in Fund Balances - Nonmajor Governmental Funds - Special Revenue .....	135
Combining Schedule of Revenues, Expenditures, and Changes in Fund Balances - Budget and Actual - Budget Basis - Special Revenue Funds .....	138
Schedule of Expenditures by Department - Budget and Actual - Budget Basis - Special Revenue Funds .....	149
Combining Balance Sheet - Nonmajor Governmental Funds - Debt Service .....	154
Combining Statement of Revenues, Expenditures, and Changes in Fund Balances - Nonmajor Governmental Funds - Debt Service .....	155
Combining Schedule of Revenues, Expenditures and Changes in Fund Balances - Budget and Actual - Budget Basis - Debt Service .....	156
Combining Balance Sheet - Nonmajor Governmental Funds - Capital Project .....	158
Combining Statement of Revenues, Expenditures, and Changes in Fund Balances - Nonmajor Governmental Funds - Capital Project .....	160
Internal Service Funds .....	163
Combining Statement of Net Assets - Internal Service Funds .....	164
Combining Statement of Revenues, Expenses and Changes in Fund Net Assets - Internal Service Funds .....	165
Combining Statement of Cash Flows - Internal Service Funds .....	166
Fiduciary Funds.....	167
Combining Statement of Fiduciary Net Assets - Fiduciary Funds .....	168
Combining Statement of Changes in Fiduciary Net Assets - Fiduciary Funds .....	169
Combining Statement of Changes in Assets and Liabilities - Agency Funds .....	170

**TABLE OF CONTENTS (Continued)**

	<b>Page</b>
Capital Assets Used in the Operations of Governmental Funds:	
Schedule by Source.....	173
Schedule by Function .....	173
Schedule of Changes by Function.....	173
<b>STATISTICAL SECTION</b>	
General Governmental Revenues by Source - Last Ten Fiscal Years .....	176
General Governmental Revenues by Source - Constant Dollar Value - Last Ten Fiscal Years .....	178
General Governmental Expenditures by Function - Last Ten Fiscal Years .....	180
General Governmental Expenditures by Function - Constant Dollar Value Last Ten Fiscal Years .....	182
Property Tax Levies and Collections - Last Ten Fiscal Years .....	183
Assessed Value of Taxable Property - Last Ten Fiscal Years.....	184
Property Tax Rates - Direct and Overlapping Governments - Last Ten Fiscal Years .....	185
Ratio of Net General Obligation Bonded Debt to Net Assessed Value and Net General Obligation Bonded Debt per Capita - Last Ten Fiscal Years .....	186
Computation of Legal Debt Margin .....	187
Per Capita Direct Debt.....	188
Ratio of Annual Debt Service Expenditures for General Bonded Debt to Total General Governmental Expenditures - Last Ten Fiscal Years .....	188
Debt Service Coverage by Enterprise Revenues - Airport, Port, Clean Water, Municipal Railway, Water, and Hetch Hetchy - Last Ten Fiscal Years.....	189
Demographic Statistics - Last Ten Fiscal Years .....	190
Construction, Bank Deposits and Property Value - Last Ten Fiscal Years .....	190
Principal Taxpayers .....	191
Miscellaneous Statistics .....	192



*This page has been intentionally left blank.*



January 30, 2004

The Honorable Mayor Gavin Newsom  
The Honorable Members of the Board of Supervisors  
City and County of San Francisco  
San Francisco, California

Ladies and Gentlemen:

I am pleased to present the Comprehensive Annual Financial Report (CAFR) of the City and County of San Francisco, California (the City) for the fiscal year ended June 30, 2003, with the Independent Auditors' Report, submitted in compliance with City Charter Sections 2.115 and 3.105 and California Government Code Sections 25250 and 25253. The CAFR has been prepared by the Controller's Office in conformance with the principles and standards for financial reporting set forth by the Governmental Accounting Standards Board (GASB). Responsibility for both the accuracy of the data and the completeness and fairness of the presentation, including all disclosures, rests with the City. I believe that the data, as presented, is accurate in all material respects; that its presentation fairly shows the financial position and the results of the City's operations as measured by the financial activity of its various funds; and that the included disclosures will provide the reader with an understanding of the City's financial affairs.

This is the third year the City prepares the CAFR using the new financial reporting requirements as prescribed by the GASB Statement No. 34, *Basic Financial Statements - and Management's Discussion and Analysis - for State and Local Governments* (GASB 34). This GASB Statement requires that management provide a narrative introduction, overview, and analysis to accompany the Basic Financial Statements in the form of a Management's Discussion & Analysis (MD&A). This letter of transmittal is designed to complement the MD&A and should be read in conjunction with it. The MD&A can be found immediately following the report of the independent auditors.

Our CAFR is divided into the following sections:


**The Introductory Section** includes information about the organizational structure of the City, the City's economy, major initiatives, status of City services, and cash management.

**The Financial Section** is prepared in accordance with the GASB 34 requirements by including the MD&A, the Basic Financial Statements including notes and the Required Supplementary Information. The Basic Financial Statements include the government-wide financial statements that present an overview of the City's entire financial operations and the fund financial statements that present the financial information of each of the City's major funds, as well as non-major governmental, fiduciary and other funds. Also included in this section is the Independent Auditors' Report on the basic financial statements.

**The Statistical Section** includes tables containing historical financial data, debt statistics, and miscellaneous social and economic data of the City that are of interest to potential investors in our bonds and to other readers. The data includes ten-year revenue and expenditure information on an inflation-adjusted basis.

**THE REPORTING ENTITY AND ITS SERVICES**

The City and County of San Francisco (City), established by Charter in 1850, is a legal subdivision of the State of California with the governmental powers of both a city and a county under California law. The City's powers are exercised through a Board of Supervisors serving as the legislative authority, and a Mayor and other independent elected officials serving as the executive authority. The services provided by the City include public protection, public transportation, construction and maintenance of all public facilities, water, parks, public health systems, social services, planning, tax collection, and many others.




**Introductory Section**

- Controller's Letter of Transmittal
- Certificate of Achievement – Government Finance Officers Association
- Organization Chart
- List of Principal Officials

This CAFR includes the financial activities of the primary government, which encompasses several enterprise activities, as well as all of its component units. Component units include legally separate entities for which the primary government is financially accountable and that have substantially the same board as the City or provide services entirely to the City. For reporting purposes the operations of the San Francisco County Transportation Authority, the San Francisco Parking Authority, and the San Francisco Finance Corporation are blended with the City. In addition, there are two component units, the San Francisco Redevelopment Agency and the Treasure Island Development Authority, which are legally separate entities but which have some financial interdependency with the City. For reporting purposes these entities are shown as discretely presented component units.

### SAN FRANCISCO'S GOVERNMENT, ECONOMY AND OUTLOOK



San Francisco is the economic and cultural hub of the Bay Area. The county is geographically the smallest in California, occupying just forty-seven square miles of land, but is the most densely populated in the state. The population has grown by approximately six percent over the past ten years, to 791,600.<sup>i</sup> San Francisco is racially and ethnically diverse, with minority groups combining to represent just over 56 percent of the population and no single group forming a majority.<sup>ii</sup>

San Francisco is a charter city, exercising the powers and duties of both a city and county. The elected Mayor of San Francisco serves as the executive, and appoints the heads of most city departments. Many departments are also advised by commissions or boards whose members are appointed either by the Mayor, or, in some cases, by a combination of the Mayor, the Board of Supervisors, and other elected officials. Elected officials include the Assessor-Recorder, City Attorney, District Attorney, Public Defender, Treasurer, and Sheriff. In November 2000, the eleven members of the Board of Supervisors were elected by district for the first time since the 1970s. In order to provide for staggered terms of office, a lottery was held which determined that members elected to seats in the City's even-numbered supervisorial districts would serve a two-year initial term, with elections for these seats conducted again in the fall of 2002. All Board of Supervisors seats are now on the cycle of full four-year terms, with elections in even-numbered years.

In 2001 the United States economy contracted for the first time in ten years, with significant losses in the stock market, rising unemployment, and decreasing consumer confidence. With a high concentration of technology and internet companies, the Bay Area has been hit hard by the economic slowdown. San Francisco lost approximately 65,000 to 75,000 jobs in the current downturn, nearly twice as many as were lost in the last significant recession of 1991-1993.<sup>iii</sup> Job losses pushed the unemployment rate to a peak of 7.9 percent in July 2002. By the close of the City's fiscal year in June of 2003, San Francisco's unemployment rate had improved slightly and stood at 7.4 percent, but was still slightly worse than that of California as a whole at 6.8 percent.<sup>iv</sup> While the softening of the technology sector has stalled the local economy, some professional services categories that have long been critical to San Francisco's economy have displayed stability or growth over the last three years. Legal services, publishing, insurance, and securities, after experiencing some job losses, have recovered and improved to the point where these industries together now employ several thousand more people than during the economic peak in 2000.

Downtown office vacancy rates, which decreased steadily for over eight years in the 1990s, dropping below one percent at certain points, have reversed and increased in each of the last two fiscal years. However by the middle of fiscal year 2002-2003 that trend had begun to stabilize and occupancy stood at levels comparable to the mid 1990s, before the run-up associated with the technology boom. At the close of the fiscal year the overall vacancy rate was 17.1 percent, including both direct and sublet space. Asking prices for office space rents have similarly declined from the high point by as much as 73 percent, from an

<sup>i</sup> Source: California Department of Finance

<sup>ii</sup> Source: United States Census

<sup>iii</sup> Source: San Francisco Quarterly Economic Briefing, April 2003

<sup>iv</sup> Source: Employment Development Department

average of \$80 per square foot in July of 2000, to around \$22 per square foot by June 2003.<sup>v</sup> San Francisco's downtown business district is now affordable for companies previously priced out of the local market, particularly small businesses, with approximately 45 percent of the vacant space in the range from one to 5,000 square feet.<sup>vi</sup> Substantially lower office rental rates have made it more economic to locate in San Francisco and have contributed to the recovery in professional service jobs in the City.



Despite weaknesses in areas of the economy, property values in San Francisco remain among the highest in the nation. Since 1993, San Francisco's median home price has increased by nearly 96 percent and the Bay Area's ongoing housing need keeps upward pressure on the City's residential real estate market. Despite steady construction, including 1,279 new units of housing permitted during fiscal year 2003, a housing shortage persists. The gap between demand and supply has contributed to a steadily worsening affordability gap in the City, with homeownership remaining out of reach for most residents and workers. As of June 2003, the median price for an average single family home in San Francisco had increased slightly from the prior year and stood at \$543,000, a level that was affordable by less than 25 percent of the population.<sup>vii</sup> As of November 2003, the average assessed valuation in the City stood at \$265,000 for single family homes and \$366,000 for a condominium—both averages tend to be lower because the limits on property tax increases under California's Proposition 13 provide incentives for owners to buy and hold property. Partly due to these affordability hurdles and market conditions, 65 percent of the City's residents rent their homes, and only 35 percent own,<sup>viii</sup> substantially below the national average where 68 percent own their homes.<sup>ix</sup> Affordable housing continues to be built and developed in the City, funded in part by a \$100 million general obligation bond issue approved by the voters in 1996. During the November 2002 election, however, voters rejected an additional \$250 million bond authorization, and the City is therefore exploring other options for housing construction and purchase programs.

The City's property tax revenue, the single largest source of tax revenue for the City's general fund, has grown in some cases by as much as 12 percent annually over the last five years, reflecting the steady growth in property values and prices during the time period. In fiscal year 2002-2003, this trend softened, with property tax revenues relatively flat overall, partly as a result of an increasing number and value of assessment appeals. Trends in other sources of local tax revenue have been more typical of the downturn in the business cycle, with hotel room, sales, parking, and other local taxes decreasing as much as 30 percent in the period of steepest decline from the fiscal year 2000-2001 peak to fiscal year 2001-2002. Over these last two fiscal years, hotel room tax revenues have exhibited among the most severe downturn, dropping from \$188 million in fiscal year 2000-2001 to \$132 million in fiscal year 2001-2002 and \$127 million in fiscal year 2002-2003. Budgeted growth of five percent is forecast during fiscal year 2003-2004, which would mean revenues commensurate with the level of fiscal year 1996-1997. This trend represents a significant loss of funding for local cultural institutions and general City services which the government has had to absorb since 2001.

At San Francisco International Airport (SFO) passenger traffic continued to decline due to a number of factors including the sluggish economy, the war in Iraq and the outbreak of SARS in the Far East. Compared to the previous year, passengers using the airport in fiscal year 2002-2003 decreased by 5.8 percent from 31.6 million to 29.8 million. The Convention and Visitors Bureau estimates that 14 million people visited San Francisco in calendar year 2002, a 12.5 percent decrease from the year before. Visitor spending in the City totalled approximately \$5.9 billion for the calendar year, down by 9.2 percent from the 2001 level of \$6.5 billion.<sup>x</sup> In the two years prior to the travel downturn associated with both September 11 and with the contraction in the business cycle, hotel occupancy rates in the City averaged around 80 percent. During fiscal year 2002-2003 this figure

<sup>v</sup> Source: Newmark, Office Market Report, Second Quarter, 2003

<sup>vi</sup> Source: San Francisco Quarterly Economic Briefing, April 2003

<sup>vii</sup> Source: California Association of Realtors

<sup>viii</sup> Source: San Francisco Quarterly Economic Briefing, April 2003

<sup>ix</sup> Source: U.S. Census Bureau Housing Vacancy Survey Third Quarter 2003

<sup>x</sup> Source: San Francisco Convention and Visitor's Bureau

averaged 66 percent, a slight increase from the 63 percent rate in fiscal year 2001-2002. Occupancy rates for fiscal year 2003-2004 are projected to improve, as convention business is slated to be stronger.<sup>xi</sup>


While the economic contraction in the nation and the Bay Area have affected the City's economy, San Francisco overall retains a solid foundation of business and industry diversification. The City's economic base includes national and global companies and locally owned small businesses. San Francisco has large employers ranging from Provident Financial to The Gap, yet the small business sector is also strong, with 96 percent of businesses employing fewer than fifty people.<sup>xii</sup> San Francisco is a financial and banking center of the West, with the Pacific Stock Exchange, Wells Fargo Bank and Charles Schwab among others headquartered here. In banking activity, San Francisco ranks second only to New York City. The City also functions as a center of world and Pacific Rim trade, with foreign consulates, trade offices, and significant activity in import/export and foreign investment.

### MAJOR INITIATIVES AND ACHIEVEMENTS

A number of significant initiatives, outlined below, are underway in San Francisco that will have a positive effect on the City's economic health and its ability to provide services to residents and businesses.

#### Economic Development

San Francisco's new Moscone West Convention Center officially opened in June 2003. The 300,000 square foot addition to the City's convention facilities is located at Fourth and Howard Streets half a block west of the existing Convention Center and next to Yerba Buena Center—a center of downtown activity with theaters, retail, restaurants, and open space. The new building offers glass-walled, light-filled lobbies on three levels, movable walls on the second and third floors which can be configured into highly flexible meeting, exhibit, tradeshow and classroom space designs, and a theatre-style area on the third floor which can accommodate up to 7,000 people. Moscone West makes it possible for San Francisco to attract convention business that would have otherwise been turned away due to lack of sufficient space or available dates. Confirmed events booked through 2013 at the new facility are estimated to be worth over \$950 million in direct expenditures in the City.



San Francisco's Embarcadero and waterfront were connected to the City in a new way in March 2003 with the reopening of the Ferry Building, complete now after a three-year, \$90 million preservation effort by the Port of San Francisco. The building has been restored with glass fronts on the eastern side of the building facing the Bay, brick and marble surfaces throughout, and the re-creation of the central hall, over 650 feet long and illuminated with vaulted skylights. The first floor tenants, some operational and others still under construction, are primarily producers and vendors of local and gourmet food and wine, plus a number of new bars and restaurants. Prime office space makes up the second floor. The Ferry Plaza Farmer's Market moved back to its traditional location in the summer of 2003, taking over the public spaces in front and back of the building on Saturdays and Thursdays. Travelers going to and from the Marin, Oakland/Alameda and North Bay ferries are able to take advantage of the restored Ferry Building's public restrooms, new plazas, refurbished walkways, lighting and landscaping.

Housing and infrastructure development continues in the City's newest neighborhood in Mission Bay, south and east of downtown. Over the 20 to 30 year development period of Mission Bay, the area is projected to create over 31,000 new permanent jobs, and hundreds of ongoing jobs in construction. The Third Street Light Rail being built by the Municipal Railway (MUNI) will serve as the primary transit conduit for the area, which will also include approximately 1,700 affordable housing units, over 50 acres of open space, a new public school, and new Fire and Police station. Construction has been completed on 384 residential units, 27,500 square feet of neighborhood-serving retail, 285,000 square feet of commercial office space, and 555,000 square feet of life science research space and other facilities for the University of California San Francisco medical complex. The largest of the planned medical research buildings, UCSF Genentech Hall,

<sup>xi</sup> Source: PKF Consulting

<sup>xii</sup> Source: San Francisco Chamber of Commerce

was completed in October 2002 and opened in 2003, and a second facility, the Genetics Development and Behavioral Sciences Building, was completed in August 2003.

San Francisco's water system, including the Hetch Hetchy reservoir, other reservoirs in the Bay Area and the Sierra and network of pipelines, tunnels and other facilities, deliver water to approximately 2.4 million people in the City and surrounding communities. The City's sewer system provides services to residents and businesses within San Francisco. In November of 2002, San Francisco voters approved two ballot measures that position the City's Public Utilities Commission (PUC) to build needed repairs and improvements throughout the system. A \$1.6 billion bond measure, financed by the rates charged to retail water users, together with \$2 billion in additional financing to be provided by the system's wholesale customers, will allow for seismic strengthening, upgrades in water storage systems, and improvements to distribution facilities. The second measure gives the PUC an increased ability to issue revenue bonds for water and sewer facilities, effectively repeals a sewer rate freeze which had been imposed in 1998, and gives the PUC more control over its contracting, employment, and financial management practices. Taken together, these changes give the PUC a significantly improved operating environment and will allow the agency to more effectively meet customer demands for reliable and quality utility services in the years to come.

#### Transportation



The City and the Bay Area's economic health and quality of life are recognized as being linked to its capacity to move people and goods efficiently throughout the nine-county area. In December of 2002, the City joined the other members of the regional Metropolitan Transportation Commission (MTC) in launching a new 511 information system providing real-time information via phone and web access on road and traffic conditions, transit information, and other services such as vanpool matching throughout the Bay Area. MUNI is a critical link in this and other regional efforts including a pilot program now underway with five other local transportation systems to implement TransLink, a smart-card system that will eventually be usable on all 21 transportation systems in the greater Bay Area.

BART opened four new stations in the summer of 2003 on the San Mateo peninsula south of the City including the station at SFO. The new BART connection provides direct rail service from downtown San Francisco and the Bay Area to the Airport for the first time. A trip from downtown to the SFO station takes approximately 30 minutes at a cost of \$4.95. The BART station is connected to all terminals through the AirTrain. SFO's new automated people mover. The \$430 million electronic system runs 24 hours a day on rubber wheels atop a concrete guideway. Opened in February 2003, AirTrain takes travelers to the passenger terminals and also to Airport parking and rental car lots on its five-mile circuit.

San Francisco continues to invest in its light rail system, the MUNI Metro, which serves the downtown underground along the Market Street corridor, fans out into above ground service in the neighborhoods west and south, and includes the historic F-line streetcar service from Castro Street down Market Street and along the Embarcadero bayfront to Fisherman's Wharf. The major expansion project now underway, the Third Street light rail, will link communities in the City's southeast neighborhoods to South of Market, Mission Bay, downtown, and the rest of the Metro system. Construction of Phase 1, which links the 4<sup>th</sup> and King Street area to the Bayshore Caltrain station, proceeded in fiscal year 2002-2003 with underground electrical work in the Mission and Islais Creek areas completed, and a contract for construction of the new \$100 million Metro East LRV facility awarded. Design has begun for Phase 2, which will eventually build a new subway from 4<sup>th</sup> and King Streets north into Chinatown/North Beach. During the year, MUNI also completed track and system upgrades on both the L and K light rail lines, improving service to San Francisco City College, the Parkside neighborhood and the San Francisco Zoo among other areas. MUNI delivered a third year of special expanded hours service to the new downtown baseball stadium, PacBell Park, with ridership increasing to approximately 8,000 people on average for home Giants games. A series of information technology improvements at MUNI got underway in fiscal year 2002-2003 including a new maintenance and inventory system, new scheduling and dispatch, and expansion of the NextBus information system—providing expected bus arrival and wait time information for passengers at street stops.

The challenge of financing local public transit improvements and operations has been met creatively by both government and citizens over the last two fiscal years. New funding has come from two series of tax-



advantaged public-private leases of MUNI's Breda light rail cars, a fare increase in September 2003 on MUNI for the first time in more than ten years, and increases to parking meter and garage rates that support the transit system. Unlike many large urban transportation systems, MUNI has been able to balance its budget and avoid service reductions during the current economic downturn. San Francisco voters also approved, in November 2003, a more than twenty-year extension of a one-half cent sales tax which funds transit, congestion management, road repair and other transportation improvements.

The 1989 Loma Prieta earthquake resulted in damage to and the eventual demolition of a number of elevated freeways in San Francisco including those along the Embarcadero and in the Hayes Valley area crossing over Market Street. The last of these demolitions was completed in the spring of 2003, with the ramps to Fell Street and the north Mission area being razed in preparation for construction of the new Octavia Boulevard. Octavia Street will be widened to a four lane two-way roadway separated by a central median, and flanked on either side by a one-way street with on-street parallel parking. Work along the medians, roadway, and sidewalks will include installation of new traffic signals, light fixtures, tree plantings, and benches. The intent of the new boulevard, which will begin construction in 2004, is to provide a smooth transition of vehicle travel from local streets to arterials, and from those arterials to the remaining portion of the elevated new Central Freeway. Also among the street improvements in the City during the year was completion of a project to underground utilities, build streetscape improvements, and resurface the road along the major commercial and residential corridor on Ocean Ave.

#### **Housing, Health and Safety**

San Francisco's \$100 million Affordable Housing and Home Ownership Bond Program, approved by the voters in 1996, combined with federal, state and other funding that the City has been able to leverage, successfully developed approximately 2,200 units of housing and beds in group housing, and assisted approximately 250 low and moderate-income households to become first-time homebuyers. Significant affordable housing projects completing construction during the year include Rich Sorro Commons (100 units of family rental housing), SOMA Studios (162 units of family rental housing), and Bayview Commons (30 units of family rental housing). An additional 71 units of beds were rehabilitated in four developments for special needs housing, including households that were formerly homeless and/or living with HIV/AIDS. The Treasure Island Homeless Development Initiative continued to develop housing on the former military base in San Francisco Bay, with renovation of 84 units of housing for homeless families getting underway in April 2002.

The majority of the individuals assisted by the City's affordable housing programs are considered at higher risk for homelessness and eviction—households headed by women, families with children, and seniors, with few other opportunities to become homeowners in San Francisco. As noted above, however, voters rejected a proposal for a second, \$250 million affordable housing bond in November 2002, and the City is currently exploring other ways to fund affordable housing efforts.


Groundbreaking was formally held in November 2003 for the new Laguna Honda complex, the City's project to rebuild existing hospital facilities, build supportive care housing and provide a complete continuum of long-term healthcare services. Financed by general obligation bonds, tobacco settlement funds and supplemental Medicaid payments, the new Laguna Honda will be built to modern design, environmental, seismic, and technological standards. The project's Environmental Impact Reports and community consultation processes were substantially completed in 2002, however community outreach and update efforts continue throughout construction of the project. Trenching and utility installation is currently underway, and construction activities will ramp up in early 2004.

With improvements made to San Francisco's 911 and wireless phone carrier systems, cell phone users gained faster access to emergency services as of July 2002. The City's 911 Center can now receive emergency calls directly from the user instead of having them routed through the California Highway Patrol, becoming the first city and county in the State to achieve this milestone. A second stage of this effort will implement changes giving the City better location information from cell phones, allowing tracking of calls where the user cannot or does not give an accurate location for emergency response.

#### **Cultural and Recreational Facilities**

The revitalization of the City's Civic Center achieved another significant milestone in March 2003 with the completion and grand opening of the City's Asian Art Museum—Chong Moon Lee Center for Asian Art and Culture. The opening completes an eight-year effort, financed with \$51 million in voter-approved bonds and over \$100 million in private gifts, to create a new home for the Museum's world-renowned collection of nearly 15,000 pieces representing cultures throughout Asia. The City's former Main Library, a 1917 Beaux Arts building, has been transformed into 40,000 square feet of galleries, educational, and conservation space, while preserving historically significant architecture and features of the original building. The new facility more than doubles the number of objects from the collection that can be displayed, and includes a café, museum store, and terrace overlooking a refurbished public promenade on Fulton Street facing the new Main Library.

Construction at the Conservatory of Flowers was nearing completion at the end of fiscal year 2003. A gala re-opening was held in September 2003 for the unique 1878 Victorian building (see cover photo). The building is the oldest glass and wood conservatory in the United States, housing a collection of 1500 specimens of rare and endangered species, including carnivorous plants and a world-famous orchid collection. The Conservatory has been closed since 1995 when winter storms and 100 mph winds shattered over 40 percent of the glass panes and destroyed thousands of plants. The meticulous restoration of the Conservatory required specialized expertise to re-use the original redwood and glass building materials. The total project cost was over \$25 million, including \$15 million in private donations raised by the Friends of Recreation and Parks, a non-profit partner to the City's Recreation and Park Department. An ongoing collaboration between the two organizations will continue to raise funds and operate the Conservatory.



Golden Gate Park's other public and arts institutions also saw significant events during the year. Demolition of the old DeYoung Museum structures and site preparation for the new building was completed, and construction is underway for a scheduled opening in 2005. Across the concourse, the City's Academy of Sciences closed at the end of 2003 in preparation for relocation to a downtown site. The temporary location will house and display the fish and other natural history collections while the new Academy, supported by a bond issue, is built on the Golden Gate Park site for a 2008 opening.

A two-year, \$16 million renovation of the City's 27-hole municipal golf complex at Harding Park was completed in July 2003, with the course re-opened to the public in August. The project was funded with California Resource Bonds, and an innovative fee structure will keep play affordable for local residents. The renovation respects the 1925 design of the original course, while adding bunkers and re-contoured surfaces. Added yardage on the course enhances Harding's ability to host professional golf events. The Professional Golf Association (PGA) is a partner in the project, and the first PGA event will take place at the refurbished courses in October 2005. Other improvements include a new driving range and maintenance facility. The Harding Park Golf Courses will also serve as a home base for the San Francisco First Tee Program, a youth golf and life skills teaching project.

In February 2003, the City opened Rincon Park, a new two-acre park and public open space along the San Francisco waterfront. Stretching 1,000 feet from the foot of Folsom Street, the park has new lawns, landscaping, seating along architectural walls, a waterfront promenade and a sculpture, Cupid's Span, by artist Claes Oldenburg and Coosje van Bruggen, framing views of San Francisco Bay, Treasure Island, and beyond. The park joins another significant completion in the Rincon Point-South Beach Redevelopment Area, of China Basin Park, located along McCovey Cove south of Pacific Bell Park. China Basin Park is a collaborative project of the Port, Redevelopment Agency, other local agencies and private funders, and the Giants, who constructed facilities including landscaping, historical markers and picnic areas. The Giants will maintain the area until 2010, when it will be turned back over to the Port of San Francisco for maintenance.

A June 1997 bond issue of \$48 million, added to more than \$25 million in private donations, funded extensive infrastructure improvements to sections of the San Francisco Zoo which opened in the summer of 2003. The construction moves the main entrance of the Zoo to its westernmost end, with entrances from Sloat Boulevard and the Great Highway, with a new visitor center, café, secured parking lot, new central walkway, Lemur Forest exhibit, and art installations throughout the Zoo through a program sponsored by the San Francisco Arts Commission. Further Zoo exhibit and infrastructure improvements are planned and scheduled for opening in 2003 and 2004.

Neighborhood parks, playgrounds, and other facilities are being built and renovated with a general obligation bond and the extension of the City's Open Space Fund, approved by voters in 2000. Play areas, gardens, clubhouses, tennis courts, benches and ballfields were built or upgraded in fiscal year 2002-2003 at sites all across the City including at the South Sunset Playground, Koshland Park, Excelsior Playground, and Parque Ninos Unidos. An agricultural area was built which will become the Visitation Valley Greenway including fruit trees, vegetable plots and pathways, and serving as an outdoor classroom for schoolchildren and visitors.

A \$105.9 million bond program approved by the voters in November 2000 to improve San Francisco's branch libraries continued its work in 2003 with the acquisition of sites for the Glen Park, Ingleside, Visitation Valley and Potrero Branch Libraries and planning and design work for renovation of an additional thirteen branch libraries. Plans are in place and ground will be broken shortly for construction of the new Mission Bay Branch Library which will be part of a multi-use building including senior housing through an innovative project coordinated with the Redevelopment Agency. The Library successfully launched a new Integrated Library System that includes the on-line catalogue, community information and referrals, and many other electronic tools, culminating a three-year process to replace and upgrade this vital public service. Improvements that had been recommended in a Post-Occupancy Evaluation of the new Main Library were completed and the Library is developing plans for additional improvements including a redesign of the first floor service areas and opening up for public use of nearly 18,000 square feet of floor space currently housing back-office functions. A newly purchased building in the South of Market area will serve as the Library's Support Services Center.

#### **Status of City Services**

In the spring of 2003, the City, through the Controller's Office, conducted its eighth annual Citizen Survey. A total of 1,519 San Franciscans were surveyed, providing their opinions of recreation programs and parks, libraries, public transportation (MUNI), streets, public safety, general City performance and budget priorities.

The 2003 survey results show that:

- MUNI's ratings are the best of any year since the survey has been conducted. Citizen ratings of the system's timeliness and reliability have improved the most, with 41% positive ratings in 2003, up from only 15% in 1999.
- Public safety ratings improved, with San Franciscans reporting feeling safer walking alone in their neighborhoods in 2002 and 2003 than they did in any year from 1997-2001.
- Survey respondents report visiting the City's libraries and parks, and participating in recreation programs, more frequently than in the previous year.
- 45 percent of respondents rate the pavement condition of the streets in their neighborhood as "good" or "very good," whereas only 29 percent feel favorably about the pavement condition of City streets overall. Both neighborhood and citywide ratings of street quality are better than they were two years ago.

- A consistent proportion of residents—almost half of survey respondents, choose "fair" in assessing how well local government provides services overall.
- Residents of the southeastern part of San Francisco feel the least safe in their neighborhoods, and experience more crime than residents of other areas of the City. They are also less satisfied with the City's parks, MUNI, street conditions, and overall local government performance.
- Choosing among key services on a question related to the City budget, survey respondents are most willing to protect funding for fire/emergency medical services and health services. They are most willing to cut funds for street cleaning and parks and recreation. Those with household incomes of less than \$50,000 per year express more support for funding health and human services than higher-income residents.

#### **OTHER FINANCIAL INFORMATION**

##### **Internal Controls**

In developing and evaluating the City's accounting system, consideration is given to the adequacy of internal accounting controls. Internal accounting controls are designed to provide reasonable, but not absolute, assurance regarding: (1) the safeguarding of assets against loss from unauthorized use or disposition; and (2) the reliability of financial records for preparing financial statements and maintaining accountability for assets. The concept of reasonable assurance recognizes that: (1) the cost of a control should not exceed the benefits likely to be derived; and (2) the evaluation of costs and benefits requires estimates and judgments by management. All internal control evaluations occur within the above framework. We believe that the City's internal accounting controls adequately safeguard assets and provide reasonable assurance of proper recording of financial transactions.

##### **Budgetary Process**

The City's budget is a detailed operating plan, which identifies estimated costs and results in relation to estimated revenues. The budget includes: (1) the programs, projects, services, and activities to be carried on during the fiscal year; (2) the estimated revenue available to finance the operating plan; and (3) the estimated spending requirements of the operating plan. The budget represents a process where policy decisions by the Mayor and Board of Supervisors are made, implemented, and controlled. Note 2(c) to the basic financial statements summarizes the budgetary roles of various City officials and the timetable for their various budgetary actions according to the City Charter.

##### **Pension Trust Fund Operations**

The City has a defined benefit retirement plan (Employees' Retirement System) in which a substantial majority of full-time employees participate. The plan's most recent actuarial calculations, as of July 1, 2002, estimate the plan is 118% funded.

##### **Cash Management**

The City's pooled deposits and investments are invested pursuant to policy established by the Treasurer working with the City's Treasury Oversight Committee. The City's investment policy seeks the preservation of capital, liquidity and yield, in that order of priority. The policy addresses soundness of financial institutions holding our assets and the types of investments permitted by the California Government Code. The earned yield for the fiscal year 2002-2003 was 2.77%. The Employees' Retirement System and the Redevelopment Agency deposits and investments are maintained outside the City Treasury and follow policies established by their respective governing boards.

**CITY AND COUNTY OF SAN FRANCISCO OFFICE OF THE CONTROLLER**

**Risk Management**

With certain exceptions, it is the policy of the City not to purchase commercial insurance against property or liability risks. Instead, the City believes it is more economical to manage its risks internally and set aside funds as needed for estimated current claim settlements and unfavorable judgments through annual appropriations and supplemental appropriations. The City maintains limited coverage for certain facilities, primarily property of the San Francisco International Airport, Port of San Francisco, Municipal Railway, Hetch Hetchy, Water Department, Moscone Convention Center and art at City-owned museums. Additionally, various types of liability insurance coverage are maintained by the City for the Port and the Airport. The City is self-insured for workers' compensation claims. Claims payment history (experience) and payroll costs (exposure) are considered when calculating the claims liabilities and workers' compensation outstanding liabilities for each department. The City's insurance/self-insurance program is reviewed annually in the budget process. The claims liabilities and workers' compensation liabilities reported on the statement of net assets have been actuarially determined and include an estimate of incurred but not reported losses.

**INDEPENDENT AUDIT**

The City's Charter requires an annual audit of the Controller's records. These records, represented in the Comprehensive Annual Financial Report, have been audited by a consortium headed by the nationally recognized certified public accounting firm, KPMG LLP. The consortium also includes Calvin Louie CPA (representing a separate consortium known as Associated Asian CPA Firms), Lamorena and Chang CPAs, Yano and Associates, and Rodriguez, Perez, Delgado & Co. CPAs. The various enterprise funds, the Health Service System, the Employees' Retirement System, the San Francisco County Transportation Authority and the Redevelopment Agency have been separately audited. The Independent Auditors' Report on our current financial statements is presented in the Financial Section.

**CERTIFICATE OF ACHIEVEMENT**

The Government Finance Officers Association of the United States and Canada (GFOA) awarded a Certificate of Achievement for Excellence in Financial Reporting to the City for its Comprehensive Annual Financial Report (CAFR) for the fiscal year ended June 30, 2002. This was the twenty-first consecutive year (fiscal years ended June 30, 1982 - 2002) that the City has achieved this prestigious award. In order to be awarded a Certificate of Achievement, a government must publish an easily readable and efficiently organized CAFR. The CAFR must satisfy both Generally Accepted Accounting Principles (GAAP) and applicable legal requirements.

A Certificate of Achievement is valid for a period of one year only. We believe our current report continues to meet the Certificate of Achievement Program's requirements and we are submitting it to the GFOA to determine its eligibility for another certificate.

**ACKNOWLEDGMENTS**

I would like to express my appreciation to the entire staff of the Controller's Office whose professionalism, dedication and efficiency are responsible for the preparation of this report. I would also like to thank KPMG LLP for their invaluable professional support in the preparation of the CAFR. Finally, I want to thank the Mayor and the Board of Supervisors for their interest and support in planning and conducting the City's financial operations.

Respectfully submitted,



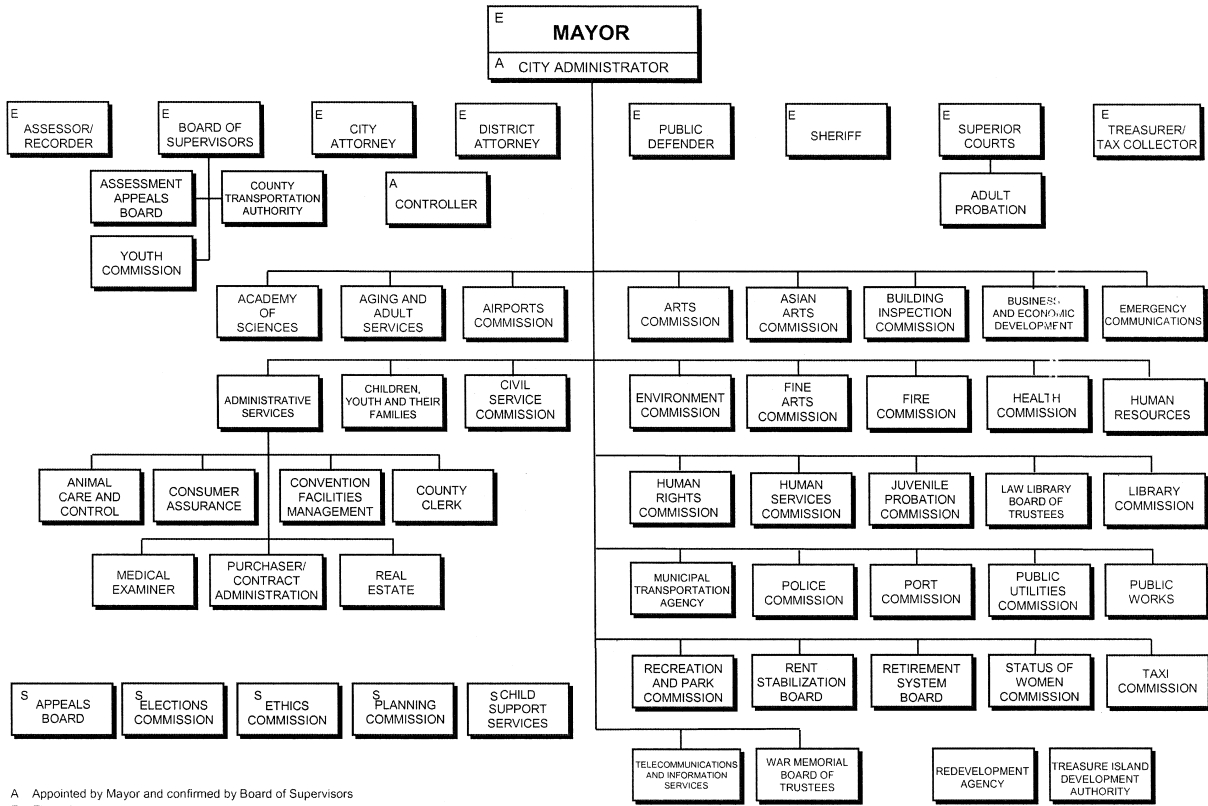
Edward Harrington  
Controller



*This page has been intentionally left blank.*

# San Francisco City and County Government

(As of June 30, 2003)





A Appointed by Mayor and confirmed by Board of Supervisors  
 E Elected  
 S Shared - appointed by various elected officials


xiii

**Certificate of Achievement for Excellence in Financial Reporting**  
 Presented to  
**City and County of San Francisco, California**  
 For its Comprehensive Annual Financial Report for the Fiscal Year Ended June 30, 2002

A Certificate of Achievement for Excellence in Financial Reporting is presented by the Government Finance Officers Association of the United States and Canada to government units and public employee retirement systems whose comprehensive annual financial reports (CAFRs) achieve the highest standards in government accounting and financial reporting.

  
 President

  
 Executive Director



xii

CITY AND COUNTY OF SAN FRANCISCO

List of Principal Officials  
As of June 30, 2003

ELECTED OFFICIALS

Mayor..... Willie L. Brown, Jr.  
 Board of Supervisors:  
 President..... Matt Gonzalez  
 Supervisor..... Tom Ammiano  
 Supervisor..... Chris Daly  
 Supervisor..... Bevan Duffy  
 Supervisor..... Tony Hall  
 Supervisor..... Fiona Ma  
 Supervisor..... Sophie Maxwell  
 Supervisor..... Jake McGoldrick  
 Supervisor..... Gavin Newsom  
 Supervisor..... Aaron Peskin  
 Supervisor..... Gerardo Sandoval  
 Supervisor..... Mabel Teng  
 Supervisor..... Dennis J. Herrera  
 Supervisor..... Terence Hallinan  
 Supervisor..... Jeff Adachi  
 Supervisor..... Michael Hennessey  
 Assessor-Recorder..... Donna J. Hitchens  
 City Attorney..... Susan Leal  
 District Attorney..... William L. Lee  
 Public Defender..... Edward Harrington  
 Sheriff.....  
 Superior Court.....  
 Presiding Judge.....  
 Treasurer.....

APPOINTED OFFICIALS

City Administrator.....  
 Controller.....

DEPARTMENT DIRECTORS/ADMINISTRATORS

Administrative services.....  
 Animal Care and Control.....  
 Consumer Assurance.....  
 Convention Facilities Management.....  
 County Clerk.....  
 Medical Examiner.....  
 Purchaser – Office of Contract Administration.....  
 Real Estate.....  
 Academy of Sciences.....  
 Adult Probation.....  
 Aging and Adult Services.....  
 Airports Commission.....  
 Appeals Board.....

Darryl Burton  
 Carl Friedman  
 David Frieders  
 Jack Moerschbaecher  
 Nancy Alfaro  
 Boyd G. Stephens, M.D.  
 Judith Blackwell  
 Steve Legnitto  
 J. Patrick Kociolek, Ph. D.  
 Armando Cervantes  
 Darrick Lam  
 John Martin  
 Robert Feldman

CITY AND COUNTY OF SAN FRANCISCO

DEPARTMENT DIRECTORS/ADMINISTRATORS-(Continued)

Arts Commission.....  
 Asian Arts Commission.....  
 Building Inspection Commission.....  
 Board of Supervisors.....  
 Assessment Appeals Board.....  
 County Transportation Authority.....  
 Youth Commission.....  
 Business and Economic Development.....  
 Child Support Services.....  
 Children, Youth and Their Families.....  
 Civil Service Commission.....  
 Elections Commission.....  
 Emergency Communications.....  
 Ethics Commission.....  
 Environment Commission.....  
 Fine Arts Commission.....  
 Fire Commission.....  
 Health Commission.....  
 Human Resources.....  
 Human Rights Commission.....  
 Human Services Commission.....  
 Juvenile Probation Commission.....  
 Law Library Board of Trustees.....  
 Library Commission.....  
 Municipal Transportation Agency.....  
 Municipal Railway.....  
 Department of Parking and Traffic.....  
 Planning Commission.....  
 Police Commission.....  
 Port Commission.....  
 Public Utilities Commission.....  
 Public Works.....  
 Recreation and Park Commission.....  
 Rent Stabilization Board.....  
 Retirement System Board.....  
 Status of Women Commission.....  
 Superior Court.....  
 Taxi Commission.....  
 Telecommunications and Information Services.....  
 War Memorial Board of Trustees.....

Richard Newirth  
 Emily Sano  
 Frank Chiu  
 Gloria Young  
 Dawn Duran  
 Jose Luis Moscovich  
 Colleen Montoya  
 Leamon Abrams  
 Milt Hyams  
 Brenda Lopez  
 Kate Favetti  
 John Arntz  
 Daniel Sullivan  
 Ginny Vida  
 Jared Blumenfeld  
 Harry S. Parker III  
 Mario Trevino  
 Mitchell Katz, M.D.  
 Andrea Gourline  
 Virginia Harmon  
 Trent Rohrer  
 Gwendolyn B. Tucker (Acting)  
 Marcia Bell  
 Susan Hildreth  
 Michael Burns  
 Fred Stephens  
 Gerald Norman  
 Gerald Green  
 Alex Fagan (Acting)  
 Douglas Wong  
 Patricia Mantel  
 Edwin Lee  
 Elizabeth Goldstein  
 Joseph Grubb  
 Clare M. Murphy  
 Belle Taylor-McGhee  
 Gordon Park-Li  
 Naomi Little  
 Lewis Loeven  
 Elizabeth Murray

DISCRETELY PRESENTED COMPONENT UNITS

Redevelopment Agency.....  
 Treasure Island Development Authority.....

Marcia Rosen  
 Annemarie Conroy



---

## Financial Section

- Independent Auditors' Report
- Management's Discussion and Analysis
- Basic Financial Statements
- Notes to the Financial Statements
- Required Supplementary Information

---

*This page has been intentionally left blank.*



Three Embarcadero Center  
San Francisco, CA 94111



Our audit was conducted for the purpose of forming opinions on the financial statements that collectively comprise the City's basic financial statements. The introductory section, combining and individual nonmajor fund financial statements, and statistical tables are presented for purposes of additional analysis and are not a required part of the basic financial statements. The combining and individual nonmajor fund financial statements have been subjected to the auditing procedures applied in the audit of the basic financial statements and, in our opinion, are fairly stated in all material respects in relation to the basic financial statements taken as whole. The introductory section and statistical tables have not been subjected to the auditing procedures applied in the audit of the basic financial statements and, accordingly, we express no opinion on them.

**KPMG LLP**

January 30, 2004

**Independent Auditors' Report**

The Honorable Mayor Gavin Newsom  
The Honorable Members of the Board of Supervisors  
City and County of San Francisco, California:

We have audited the accompanying financial statements of the governmental activities, the business-type activities, the aggregate discretely presented component units, each major fund, and the aggregate remaining fund information of the City and County of San Francisco, California (the City), as of and for the year ended June 30, 2003, which collectively comprise of the City's basic financial statements as listed in the table of contents. These financial statements are the responsibility of the City's management. Our responsibility is to express opinions on these financial statements based on our audit. The prior year partial and summarized comparative information has been derived from the City's 2002 financial statements and, in our report dated November 27, 2002, we expressed unqualified opinions on the respective financial statements of the governmental activities, the business-type activities, the aggregate discretely presented component units, each major fund, and the aggregate remaining fund information.

We conducted our audit in accordance with auditing standards generally accepted in the United States of America. Those standards require that we plan and perform the audit to obtain reasonable assurance about whether the financial statements are free of material misstatement. An audit includes examining, on a test basis, evidence supporting the amounts and disclosures in the financial statements. An audit also includes assessing the accounting principles used and significant estimates made by management, as well as evaluating the overall financial statement presentation. We believe that our audit provides a reasonable basis for our opinions.

In our opinion, the financial statements referred to above present fairly, in all material respects, the respective financial position of the governmental activities, the business-type activities, the aggregate discretely presented component units, each major fund, and aggregate remaining fund information of the City and County of San Francisco, California, as of June 30, 2003, and the respective changes in financial position and cash flows, where applicable, thereof for the year then ended in conformity with accounting principles generally accepted in the United States of America.

The management's discussion and analysis and schedules of funding progress, on pages 3 through 21 and 124, respectively, are not a required part of the basic financial statements but are supplementary information required by accounting principles generally accepted in the United States of America. We have applied certain limited procedures, which consisted principally of inquiries of management regarding the methods of measurement and presentation of the required supplementary information. However, we did not audit the information and express no opinion on it.



KPMG LLP, KPMG LLP, a U.S. limited liability partnership, is a member of KPMG International, a Swiss association.

**MANAGEMENT'S DISCUSSION AND ANALYSIS**

This section of the City and County of San Francisco's (the City) Comprehensive Annual Financial Report presents a narrative overview and analysis of the financial activities of the City for the fiscal year ended June 30, 2003. We encourage readers to consider the information presented here in conjunction with additional information that we have furnished in our letter of transmittal.

**FINANCIAL HIGHLIGHTS**

- The assets of the City exceeded its liabilities at the close of the most recent fiscal year by \$5.61 billion (net assets). Of this amount, \$277 million (unrestricted net assets) may be used to meet the government's ongoing obligations to citizens and creditors.
- The government's total net assets decreased by \$93 million, or 1.6 percent, during the fiscal year. While there were increases in the City's capital assets, they were offset by decreases in non-capital asset categories largely related to decreasing investment returns and the City's budgetary use of fund balances and reserves.
- As of June 30, 2003, the City's governmental funds reported combined ending fund balances of \$883 million. Approximately 18 percent of this total amount, \$158 million, is unreserved fund balance available for spending at the government's discretion within the purposes specified for the City's funds. Unreserved fund balance for governmental funds has dropped by approximately 44 percent from the prior year amount of \$283 million due to decreases in taxes, fees, service charges and other revenues and the City's related use of fund balances.
- At the close of the fiscal year, unreserved fund balance for the general fund was \$44.7 million or 2.3 percent of total general fund expenditures of \$1.95 billion. The general fund's unreserved fund balance dropped by approximately 67 percent from the prior year amount of \$136.7 million due to decreases in local tax and other revenues compared to budget and the City's consequent use of fund balance and reserves to fund operating expenses.
- A Charter amendment passed in 1999 required the integration of San Francisco's Parking and Traffic function into the Municipal Transportation Agency in fiscal year 2003. As a result, approximately \$36.8 million in debt and \$28.9 million in capital assets were transferred from governmental to business-type activities.
- The City's total long-term debt including all bonds, loans, and commercial paper, decreased by \$31.6 million, less than one percent, during the fiscal year. Key factors were scheduled retirement of general obligation and lease revenue bond debt, refunding of current debt, and minimal issuance of new obligations. The City issued \$803 million in refunding bonds and certificates during the year to take advantage of favorable interest rates in the current market, retire outstanding commercial paper and higher interest rate revenue bonds held by the San Francisco International Airport (Airport), the Water Department and Clean Water Program enterprises, and lower debt service payments. During the fiscal year, \$42 million in certificates of participation were issued to provide for the construction of new Juvenile Probation facilities, and \$29 million in general obligation bonds were issued to fund ongoing construction in the Branch Library Improvement Program and to continue work on new facilities at the San Francisco Zoo.
- The City's revenues from local tax sources including hotel, sales, utility, business and parking taxes were less than budget estimates during fiscal year 2003. Business and construction activity remained weak and affected the fees and service charges collected by the City. Investment earnings also dropped sharply relative to fiscal year 2002 due to continued low interest rates and lower cash balances. Early in fiscal year 2003, these revenue factors were evaluated together with projections of continued economic weakness in fiscal year 2004 and anticipated cuts in state funding, and measures were taken to decrease spending. City management reduced general fund operating expenses by approximately \$182 million from budgeted levels in order to improve San Francisco's position at the end of fiscal year 2003 and provide for an improved unreserved fund balance available for the fiscal year 2004 budget.

**OVERVIEW OF THE FINANCIAL STATEMENTS**

This discussion and analysis are intended to serve as an introduction to the City's basic financial statements. The City's basic financial statements comprise three components: (1) **Government-wide** financial statements, (2) **Fund** financial statements, and (3) **Notes** to the financial statements. This report also contains other **supplementary information** in addition to the basic financial statements themselves. These various elements of the Comprehensive Annual Financial Report are related as shown in the graphic below.

**Organization of City and County of San Francisco Comprehensive Annual Financial Report**

Introductory Section	<b>INTRODUCTORY SECTION</b>			
	+ Management's Discussion and Analysis			
Financial Section	<b>Government-wide Financial Statements</b>		<b>Fund Financial Statements</b>	
	Statement of net assets	<b>Governmental Funds</b>	<b>Proprietary Funds</b>	<b>Fiduciary Funds</b>
		Balance Sheet	Statement of revenues, expenditures, and changes in fund balances	Statement of net assets
	Statement of activities	Budgetary comparison statement	Statement of cash flows	Statement of changes in fiduciary net assets
<b>Notes to the Financial Statements</b>				
<b>Required Supplementary Information Other Than MD&amp;A</b>				
Information on individual non-major funds and other supplementary information that is not required				
Statistical Section	+ <b>STATISTICAL SECTION</b>			
	<b>CAFR</b>			



The government-wide financial statements include not only the City itself (known as the primary government), but also a legally separate redevelopment agency, the San Francisco Redevelopment Agency (RDA) and a legally separate development authority, the Treasure Island Development Authority (TIDA), for which the City is financially accountable. Financial information for these component units is reported separately from the financial information presented for the primary government. Included within the governmental activities of the government-wide financial statements are the San Francisco County Transportation Authority and San Francisco Finance Corporation. Included within the business-type activities of the government-wide financial statements is the operations of the San Francisco Parking Authority. Although legally separate from the City, these component units are blended with the primary government because of their governance or financial relationships to the City.

**Fund Financial Statements**

The fund financial statements are designed to report information about groupings of related accounts which are used to maintain control over resources that have been segregated for specific activities or objectives. The City, like other state and local governments, uses fund accounting to ensure and demonstrate compliance with finance-related legal requirements. All of the funds of the City can be divided into the following three categories: **governmental funds, proprietary funds, and fiduciary funds.**

**Governmental funds.** Governmental funds are used to account for essentially the same functions reported as governmental activities in the government-wide financial statements—i.e. most of the City’s basic services are reported in governmental funds. These statements, however, focus on (1) how cash and other financial assets can readily be converted to available resources and (2) the balances left at year-end that are available for spending. Such information may be useful in determining what financial resources are available in the near future to finance the City’s programs.

Because the focus of governmental funds is narrower than that of the government-wide financial statements, it is useful to compare the information presented for governmental funds with similar information presented for governmental activities in the government-wide financial statements. By doing so, readers may better understand the long-term impact of the government’s near-term financing decisions. Both the governmental fund balance sheet and the governmental fund statement of revenues, expenditures, and changes in fund balances provide a reconciliation to facilitate this comparison between governmental funds and governmental activities.

The City maintains several individual governmental funds organized according to their type (special revenue, debt service, capital projects and permanent funds). Information is presented separately in the governmental fund balance sheet and in the governmental fund statement of revenues, expenditures, and changes in fund balances for the general fund, which is considered to be a major fund. Data from the remaining governmental funds are combined into a single, aggregated presentation. Individual fund data for each of the non-major governmental funds is provided in the form of combining statements elsewhere in this report.

The City adopts an annually appropriated budget for its general fund. A budgetary comparison statement has been provided for the general fund to demonstrate compliance with this budget.

**Proprietary funds.** Proprietary funds are generally used to account for services for which the City charges customers—either outside customers, or internal units or departments of the City. Proprietary funds provide the same type of information as shown in the government-wide financial statements, only in more detail. The City maintains the following two types of proprietary funds:

- **Enterprise funds** are used to report the same functions presented as business-type activities in the government-wide financial statements. The City uses enterprise funds to account for the

The following figure summarizes the major features of the financial statements. The overview section below also describes the structure and contents of each of the statements in more detail.

	Fund Financial Statements		
	Governmental	Proprietary	Fiduciary
<b>Scope</b>	The day-to-day operating activities of the City for basic governmental services	The day-to-day operating activities of the City for business-type enterprises	Instances in which the City administers resources on behalf of others, such as employee benefits
<b>Accounting basis and measurement focus</b>	Modified accrual and current financial resources measurement focus	Accrual accounting and economic resources focus	Accrual accounting and economic resources focus; except agency funds do not have measurement focus
<b>Type of asset and liability information</b>	All assets and liabilities, both financial and capital, short-term and long-term	All assets and liabilities, both financial and capital, short-term and long-term	All assets held in a trustee or agency capacity for others and all liabilities
<b>Type of inflow and outflow information</b>	All revenues and expenses during year, regardless of when cash is received or paid	Revenues for which cash is received during the year or soon thereafter; expenditures when goods or services have been received and the related liability is due and payable	All additions and deductions during the year, regardless of when cash is received or paid

**Government-wide Financial Statements**

The government-wide financial statements are designed to provide readers with a broad overview of the City’s finances, in a manner similar to a private-sector business.

The **statement of net assets** presents information on all of the City’s assets and liabilities, with the difference between the two reported as net assets. Over time, increases or decreases in net assets may serve as a useful indicator of whether or not the financial position of the City is improving or deteriorating.

The **statement of activities** presents information showing how the City’s net assets changed during the most recent fiscal year. All changes in net assets are reported as soon as the underlying event giving rise to the change occurs, regardless of the timing of related cash flows. Thus, revenues and expenses are reported in this statement for some items that will only result in cash flows in future fiscal periods, such as revenues pertaining to uncollected taxes and expenses pertaining to earned but unused vacation and sick leave.

Both of the government-wide financial statements distinguish functions of the City that are principally supported by taxes and intergovernmental revenues (governmental activities) from other functions that are intended to recover all or a significant portion of their costs through user fees and charges (business-type activities). The governmental activities of the City include public protection, public works, transportation and commerce, human welfare and neighborhood development, community health, culture and recreation, general administration and finance, and general city responsibilities. The business-type activities of the City include an airport, port, public transportation systems (including parking), water and power operations, an acute care hospital, a long-term care hospital, sewer operations, and a produce market.

operations of the San Francisco International Airport (Airport), Port of San Francisco (Port), Water Department (Water), Hetch Hetchy Water and Power (Hetch Hetchy), Municipal Transportation Agency, Laguna Honda Hospital, General Hospital Medical Center, and Clean Water Program (Clean Water), all of which are considered to be major funds of the City.

- Internal Service funds** are used to report activities that provide supplies and services for certain City programs and activities. The City uses internal service funds to account for its fleet of vehicles, management information services, printing and mail services and for lease-purchases of equipment by the San Francisco Finance Corporation. Because these services predominantly benefit governmental rather than business-type functions, they have been included within governmental activities in the government-wide financial statements. The internal service funds are combined into a single, aggregated presentation in the proprietary fund financial statements. Individual fund data for the internal service funds is provided in the form of combining statements elsewhere in this report.

**Fiduciary funds.** Fiduciary funds are used to account for resources held for the benefit of parties outside the City. The City employees' pension and health plans, the external portion of the Treasurer's Office investment pool, and the agency funds are reported under the fiduciary funds. Since the resources of these funds are not available to support the City's own programs, they are not reflected in the government-wide financial statements. The accounting used for fiduciary funds is much like that used for proprietary funds.

**Notes to the Financial Statements**

The notes to the financial statements provide additional information that is essential to a full understanding of the data provided in the government-wide and fund financial statements.

**Required Supplementary Information**

In addition to the basic financial statements and accompanying notes, this report presents certain required supplementary information concerning the City's progress in funding its obligation to provide pension benefits to its employees.

**Combining Statements**

The combining statements referred to earlier in connection with non-major governmental funds, internal service funds, and fiduciary funds are presented immediately following the required supplementary information on pensions.

**GOVERNMENT-WIDE FINANCIAL ANALYSIS**

This is the third year that the City has presented its financial statements under the new reporting model required by the Governmental Accounting Standards Board Statement No. 34 (GASB 34), Basic Financial Statements – and Management's Discussion and Analysis (MD&A) – for State and Local Governments. Two years of financial information in the GASB 34 format are presented.

		Net Assets					
		Governmental activities		Business-type activities		Total	
		2003	2002	2003	2002	2003	2002
<b>Assets:</b>							
Current and other assets.....	\$ 1,535,643	\$ 1,806,132	\$ 1,975,760	\$ 2,158,248	\$ 3,511,403	\$ 3,964,380	
Capital assets.....	2,208,191	2,041,451	8,421,571	8,185,824	10,629,762	10,227,275	
Total assets.....	3,743,834	3,847,583	10,397,331	10,344,072	14,141,165	14,191,655	
<b>Liabilities:</b>							
Long-term liabilities outstanding.....	1,824,809	1,877,327	5,551,011	5,392,834	7,375,820	7,270,261	
Other liabilities.....	606,203	495,235	547,507	721,128	1,153,710	1,216,363	
Total liabilities.....	2,431,012	2,372,562	6,098,518	6,114,062	8,529,530	8,486,624	
<b>Net assets:</b>							
Invested in capital assets.....	983,834	887,667	3,273,449	3,115,392	4,257,283	4,003,059	
net of related debt.....	594,938	711,879	482,551	546,019	1,077,489	1,263,898	
Restricted.....	(265,950)	(730,525)	542,813	598,599	276,963	438,074	
Unrestricted.....	\$ 1,312,822	\$ 1,475,021	\$ 4,298,813	\$ 4,230,010	\$ 5,611,635	\$ 5,705,031	

**Analysis of Net Assets**

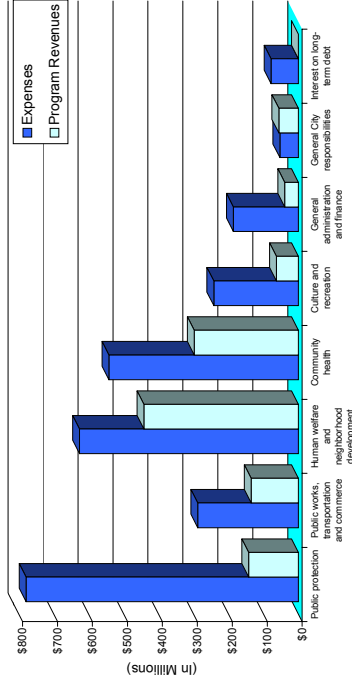
As noted earlier, net assets may serve as a useful indicator of a government's financial position. For the City, assets exceeded liabilities by \$5.61 billion at the close of the current fiscal year.

The largest portion of the City's net assets (76 percent) reflects its investment of \$4.26 billion in capital assets (e.g. land, buildings, and equipment), less any related outstanding debt used to acquire those assets. The City uses these capital assets to provide services to citizens; consequently, these assets are not available for future spending. Although the City's investment in its capital assets is reported net of related debt, it should be noted that the resources needed to repay this debt must be provided from other sources, since the capital assets themselves cannot be liquidated for these liabilities.

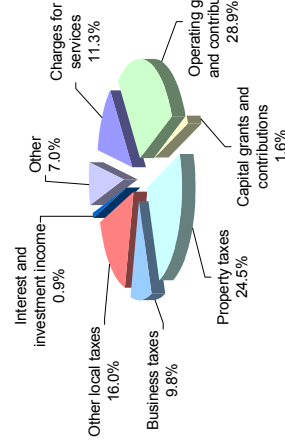
An additional portion of the City's net assets, \$1.08 billion (19 percent) represents resources that are subject to external restrictions on how they may be used. The remaining balance of unrestricted net assets, \$277 million (five percent) may be used to meet the government's ongoing obligations to citizens and creditors. The proportion of net assets represented by these two categories together (24 percent) has dropped from the prior year's aggregate of 30 percent both due to increases in capital assets and expenses.

At the end of the current fiscal year, the City is able to report positive balances in all three categories of net assets for the government as a whole, as well as for the business-type activities. For the governmental activities, unrestricted net assets have a deficit of \$266 million related in part to \$120 million in debt from general obligation bonds for the San Francisco Unified School District which is recorded with no corresponding assets.

**Expenses and Program Revenues - Governmental Activities**



**Revenues By Source - Governmental Activities**



**Changes in Net Assets  
June 30, 2003 (in thousands)**

	Governmental activities		Business-type activities		Total
	2003	2002	2003	2002	
<b>Revenues</b>					
Program revenues:					
Charges for services	\$ 316,880	\$ 346,898	\$ 1,577,851	\$ 1,479,232	\$ 1,896,731
Operating grants and contributions	805,670	781,767	164,257	292,059	1,093,826
Capital grants and contributions	46,029	58,394	204,751	251,747	509,921
General revenues:					
Property taxes	686,858	697,703	-	-	1,384,561
Business taxes	276,651	274,848	-	-	551,499
Other local taxes	450,677	444,590	-	-	895,267
Interest and investment income	26,332	70,587	50,215	63,530	134,127
Other	196,496	115,943	188,446	86,425	384,942
<b>Total revenues</b>	<b>2,811,593</b>	<b>2,792,740</b>	<b>2,165,520</b>	<b>2,161,993</b>	<b>4,954,733</b>
<b>Expenses</b>					
Public protection	\$ 778,710	\$ 717,552	-	-	1,496,262
Police and transportation	287,910	317,778	-	-	605,688
Human welfare and neighborhood development	626,306	596,188	-	-	1,222,494
Community health	542,480	493,856	-	-	1,036,336
Culture and recreation	242,398	246,620	-	-	489,018
General administration and finance	186,144	156,770	-	-	342,914
General City responsibilities	53,026	55,551	-	-	108,577
Unallocated interest on long-term debt	77,827	77,335	-	-	155,162
Airport	641,036	641,036	598,335	599,335	1,280,371
Transportation	626,180	626,180	526,725	526,725	1,152,905
Post	61,074	58,694	61,074	58,694	119,768
Water	186,579	166,362	186,579	166,362	
Power	96,427	113,754	96,427	113,754	210,181
Hospitals	561,673	525,045	561,673	525,045	1,086,718
Sewer	153,845	159,896	153,845	159,896	313,741
Garages/Market	32,274	32,274	894	894	33,168
<b>Total expenses</b>	<b>2,794,801</b>	<b>2,651,650</b>	<b>2,326,706</b>	<b>2,163,085</b>	<b>4,534,735</b>
Increase/(decrease) in net assets before special items and transfers	16,792	141,090	(143,189)	(21,092)	119,958
Special items	(178,991)	(124,389)	33,000	-	(169,369)
Transfers	(162,189)	16,691	68,803	103,307	(93,396)
Change in net assets	1,475,021	1,458,330	4,230,010	4,126,703	5,705,031
Net assets at beginning of year	\$ 1,312,822	\$ 1,475,021	\$ 4,296,813	\$ 4,230,010	\$ 5,611,635
Net assets at end of year	\$ 2,787,843	\$ 2,933,351	\$ 8,526,823	\$ 8,356,713	\$ 11,316,666

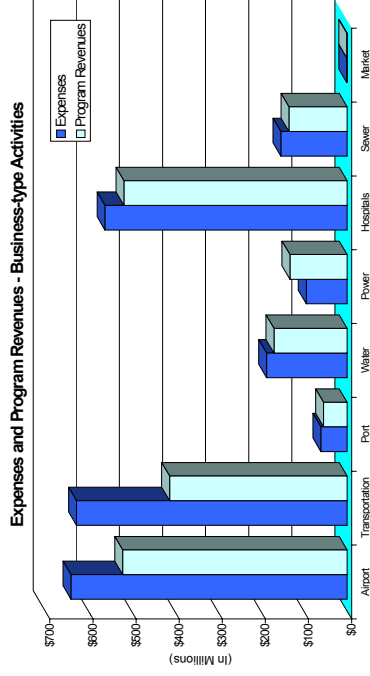
**Analysis of Changes in Net Assets**

The City's net assets overall decreased by \$93 million during the current fiscal year. These decreases are discussed in the government and business-type activities discussion below, and are primarily a result of flat and decreasing revenues from some tax sources and from fees and services charges, and the use of balances to fund expenses, particularly for governmental activities. Governmental activities reported a decrease in net assets during the fiscal year while the business-type activities reported less of an increase in net assets than in the previous year. Transfers from governmental to business activities increased over the prior year, to \$179 million, due in part to the Charter-required integration of the City's Parking and Traffic function, a governmental activity in fiscal year 2002, into the Municipal Transportation Agency, an enterprise activity, in fiscal year 2003.

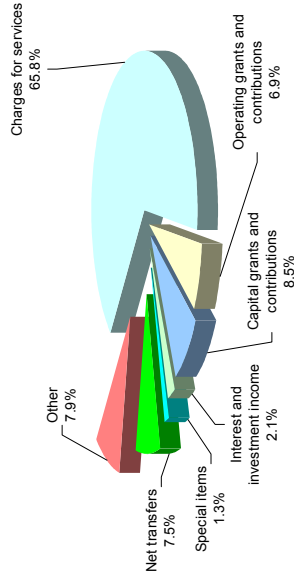
**Governmental activities.** Governmental activities decreased the City's net assets by \$162 million, accounting for all of the aggregate loss. Key factors of this decrease are as follows:

- Interest and investment income dropped by approximately \$44 million or 63 percent during the year and to lower cash balances available for investment. Interest and investment income's proportion of overall revenues for governmental activities dropped from 2.5 percent in fiscal year 2002 to one percent in 2003. In addition to the overall weakness in equity markets, because the City's investments are concentrated in Treasury Bills and Notes and other short-term instruments, the Federal Reserve's interest rate cuts have significantly affected the City's investment returns. Deposits and investments with the City Treasury as of the end of the fiscal year for governmental activities were down by approximately 32 percent from fiscal year 2002, from over \$1 billion to \$714 million.

grants and contributions are the largest single source of funds (28.9 percent), followed by property taxes (24.5 percent) and other local taxes (16 percent). These ratios are substantially similar to 2002, with the notable exception as noted above of interest and investment income, which dropped in 2003 related to the City's decreased rates for its investments and relatively lower cash balances available to invest.



### Revenues By Source - Business-type Activities



**Business-type activities.** Business-type activities increased the City's net assets by \$68.8 million, reducing the overall decrease in net assets to \$93 million. Key factors of this increase are as follows:

- The Municipal Transportation Agency's net assets overall increased by \$116.5 million, primarily due to increases in the total value of equipment with the acquisition of new rolling stock including 13 additional

Governmental activities' net assets have decreased, in large part due to the use of reserves for budgetary purposes across all program areas. Fund balances in governmental funds decreased by \$366 million during fiscal year 2003. The majority of the City's governmental funds also had operating expenses in excess of revenues during the fiscal year.

- The continued weakness in the local and California economies during fiscal year 2003 kept revenues from most local tax sources either flat or decreasing from the prior year. Hotel, sales, business, and utility users taxes grew between one and two percent from the prior year, though at less than budgeted levels. Fees and service charges which fund governmental activities dropped by ten percent in the aggregate from the prior year.
- Property tax revenue, which grew by ten percent in each of the last two fiscal years offsetting weak or decreasing income from other sources, was flat in fiscal year 2003, decreasing by \$11 million or two percent in governmental activities. San Francisco's real estate market has largely held its value with a consequent rise in the assessed value of property, and the City continues to improve its ability to issue supplemental tax bills within a shorter time period following the sale of a property. However, tax revenue from these gains is reduced in part in 2003 by a higher proportion of the tax roll, approximately 18 percent as of June 30, being under appeal than in previous years. As a result the City's estimated assessment appeals reserve is also higher.
- In fiscal year 2003, in accordance with a Charter amendment, the City transferred its Parking and Traffic Department from governmental to business activities. As a result, approximately \$36.8 million in debt and \$28.9 million in capital assets were transferred from governmental to business activities.
- Operating grants and contributions increased by \$28 million, or approximately four percent, largely related to increases in federal grants for health programs and federal funding for community development.
- Governmental activities showed an increase in capital assets related to projects in the culture and recreation programs including completions at the Asian Art Museum, Moscone West Convention Center, parks and libraries which increased the value of facilities, improvements, and infrastructure, while reducing construction in progress.

For the most part, increases in expenses paralleled increases in the cost of living in the San Francisco Bay Area and growth in the demand for government services. However, the City's spending in some program areas increased at greater rates notably in Public Protection where the City had both scheduled labor rate increases and greater security program costs than in the prior year. General Administration and Finance also showed an increase in expenses in part through claims activity including payment of some remaining amounts for settlements related to repeal of a portion of the City's business tax.

The City's General Fund subsidy transfer to the Municipal Transportation Agency as required by the Charter increased by approximately 52 percent, from \$94 million in 2002 to \$143 million in 2003. In addition, the transfers that the City makes each year to help finance the operations of the San Francisco General Hospital and Laguna Honda Hospital enterprises increased by ten percent in the aggregate from \$101 million in 2002 to \$119 million in 2003. The hospitals' improved proportion of patients covered by Medicare, Medi-Cal or other insurers, and increases in reimbursement rates have allowed them to recover a rising share of the cost of service in 2002 and 2003, however the cost of non-reimbursed health care programs also continues to rise. Both hospitals experienced operating cost increases including labor costs associated with the competitive market for nursing skills in California and scheduled raises under City labor agreements.

The charts on the previous page illustrate the City's governmental expenses and revenues by function, and its revenues by source. As shown, public protection is the largest function in expense (28 percent), followed by human welfare and neighborhood development (22 percent) and community health (19 percent). General revenues such as property, business, and sales taxes are not shown by program, but are effectively used to support program activities citywide. For governmental activities overall, without regard to program, operating

12.3 percent to 6.9 percent due in part to a decrease in State sales tax support to the Municipal Railway as a result of economic conditions. The proportion of business activity revenue overall which is attributable to net transfers has increased from 5.4 percent in 2002, to 7.5 percent in 2003, as noted above due to the increases in the hospital subsidy transfers, and to the integration of Parking and Traffic with the Municipal Transportation Agency.

## FINANCIAL ANALYSIS OF THE CITY'S FUNDS

As noted earlier, the City uses fund accounting to ensure and demonstrate compliance with finance-related legal requirements.

### Governmental Funds

The focus of the City's governmental funds is to provide information on near-term inflows, outflows, and balances of resources that are available for spending. Such information is useful in assessing the City's financing requirements. In particular, unreserved fund balance may serve as a useful measure of a government's net resources available for spending at the end of the fiscal year. Types of Governmental funds reported by the City include the General Fund, Special Revenue Funds, Debt Service Funds, Capital Project Funds, and the Permanent Fund.

As of the end of the current fiscal year, the City's governmental funds reported combined ending fund balances of \$883 million, a decrease of \$366 million in comparison with the prior year. As noted previously, the decrease represents the City's budgetary use of reserves in both general and special revenue funds, liquidation of encumbrances, and reductions in carry-forward funds in fiscal year 2003.

Approximately \$157 million of the combined ending fund balance in the governmental funds constitutes unreserved fund balance, which is available for spending at the City's discretion within the purposes specified for the City's funds. The remainder of fund balance is reserved to indicate that it is not available for new spending because it has already been committed, (1) to liquidate existing contracts and purchase orders (\$322 million), (2) to fund continued programs or projects in future fiscal periods (\$278 million), (3) to pay debt service (\$34 million), and (4) for a variety of other purposes (\$92 million).

Revenues for governmental funds overall totaled approximately \$2.81 billion in the fiscal year ended June 30, 2003, which represents an increase of approximately one percent from the fiscal year ended June 30, 2002. Expenditures for governmental funds, totaling \$3.08 billion, increased by approximately four percent from the fiscal year ended June 30, 2002. In the aggregate, expenditures for governmental funds exceeded revenues by approximately \$273 million, or approximately 10 percent.

The general fund is the chief operating fund of the City. At the end of the current fiscal year, the unreserved fund balance of the general fund was \$44.7 million, while total fund balance was \$196.3 million. Total fund balance decreased in the City's general fund by \$184 million during the fiscal year mainly due to continued decreases in revenues, especially local taxes, increasing expenses from the prior year, and to consequent use of fund balance and other reserves. These factors were partly offset by management controls on general fund expenditures put in place early in the fiscal year. Overall, the general fund's performance resulted in revenues in excess of expenditures in the fiscal year ended June 30, 2003 of \$9.3 million, before transfers and other items are considered.

As a measure of the general fund's liquidity, it may be useful to compare both unreserved fund balance and total fund balance to total fund expenditures. For 2003, unreserved fund balance represents 2.3 percent of total general fund expenditures of \$1.95 billion, while total fund balance represents ten percent of that same amount. For 2002, the general fund's unreserved fund balance was approximately 7.2 percent of total expenditures of \$1.91 billion, and the total fund balance represented approximately 20 percent of expenditures. These positions

light rail vehicles, 96 electrical trolley coaches, and 95 motor coaches, and to capitalization of infrastructure investments, primarily the L-line light rail line improvements. In addition, \$49 million of this increase is due to the integration of the Department of Parking and Traffic and the Parking Garages Fund into MTA. MUNI's operating revenues rose by approximately \$2 million due to increased advertising and net passenger revenues, and it received an approximately \$7 million increase in the subsidy transfer from the City's General Fund. Offsetting decreases occurred in interest income, capital contributions from Federal and State agencies, and non-operating revenues, which include other state and federal grants as well as parking fees and fines.

- Laguna Honda Hospital's net assets overall increased by \$19 million largely related to increases in the value of construction in progress associated with the new hospital complex now underway, and including the receipt of an additional approximately \$21 million in cash from tobacco settlement monies. San Francisco's tobacco settlement receipts are primarily used for contract costs and debt service for the Laguna Honda Replacement Project. Both Laguna Honda and San Francisco General Hospitals experienced an increase in net patient revenues of five and three percent respectively, with Laguna Honda's linked in part to increased Medi-Cal reimbursement rates for skilled nursing facilities.

- Hetch Hetchy, which operates the City's water storage and power generating facilities in the Sierra Nevada Mountains, increased total net assets by \$73 million partly as a result of a legal settlement from energy companies paid in the form of generating facilities (gas turbine generators) recorded as capital assets. In fiscal year 2003 Hetch Hetchy renegotiated contracts for purchasing power and in general benefited from the normalization of the highly volatile electricity market that affected California during the prior fiscal year. The cost of purchasing power dropped by 34 percent, for a savings in operating costs of approximately \$22 million, and total expenses for the enterprise dropped by over 16 percent.

- San Francisco International Airport's net asset decrease of \$50 million is partly attributable to its major capital assets being depreciated on a straight-line basis over an average of 30 years, while principal retirement of debt escalates over time. During fiscal year 2003, depreciation expense exceeded the principal retirement of outstanding debt by \$96 million. In fiscal year 2003, the Airport's accumulated costs for a project to configure a new runway that had previously been recorded as a capital asset were instead recognized as an expense, in the amount of \$37 million. The cash transfer from the Airport to the City's General Fund has been reduced in the last two fiscal years \$25 million in fiscal year 2001 to \$17.8 million in fiscal year 2002 to \$16.8 million in fiscal year 2003, reflecting ongoing weakness in Airport concession revenues for the period.

- The Clean Water Department's net assets decreased by \$15.6 million, approximately 1.6 percent, during the year. Approximately \$14 million in available revenues were used to fund capital expenditures during the year, resulting in a decrease in unrestricted net assets of approximately 22 percent. The department also retired \$394 million in outstanding bonds with the use of new bond issues at lower rates and approximately \$30 million in available debt service reserve funds. The Water Department's net assets also decreased by \$3.3 million overall, less than one percent, due to use of revenues to fund capital expenditures during the year, offset by increases in capital assets due to improved debt management.

As shown in the charts on the previous page, the two largest of San Francisco's business-type activities—the San Francisco International Airport and the Municipal Transportation Agency each had total expenses over \$600 million in fiscal year 2003. The City's long-term and acute care hospitals together recorded expenses of over \$500 million. These three enterprises together make up almost 80 percent of the total business activities. For all of the business-type activities, as in prior years, charges for services provide the largest share of revenues at 65.8 percent. In 2003, Other Revenues increased to 7.9 percent of the total from less than four percent in 2002 because of increasing other income to a number of the enterprises, most notably the Airport's reimbursement from the Federal Transportation Security Administration for law enforcement costs and, similarly, a Federal grant to the Port of San Francisco for security assessment. Capital grants and contributions, which are primarily received by the Municipal Railway, made up the next largest source of revenue at 8.5 percent, though the amount is reduced from the prior year due to reduced reimbursable capital expenditures by MUNI. Operating grants received by the enterprises in 2003 dropped significantly as a share of revenue from

also reflect the City's relatively higher budgetary use of balances and reserved funds in 2003.

**Proprietary funds**

The City's proprietary fund statements provide the same type of information found in the government-wide financial statements, but in more detail.

At the end of the fiscal year, the unrestricted net assets for the San Francisco International Airport were \$291.7 million, the Water Department \$139.9 million, the Hetch Hetchy Project \$83.7 million, the Clean Water Program \$52.5 million, the Port of San Francisco \$43.7 million, and the San Francisco Market Corporation \$6.5 million. Three proprietary funds had deficits in unrestricted net assets—the Municipal Transportation Agency had a deficit of \$44.6 million, and Laguna Honda Hospital and San Francisco General Hospital had deficits in unrestricted net assets of \$17.2 million and \$13.5 million respectively. The internal service funds that are used to account for certain governmental activities also had a deficit in unrestricted net assets of \$7.7 million.

The total growth in net assets for the enterprise funds was \$68.8 million. Factors concerning the finances of these funds have been addressed previously in the discussion of the City's business-type activities. In particular, the Municipal Transportation Agency's net assets increased with the integration of the Parking and Traffic Department, and with the acquisition of capital assets including new rolling stock. The Airport's decrease in net assets is related to its major capital assets being depreciated on a straight-line basis over an average of 30 years, while principal retirement of debt escalates over time, and to the write-off of costs related to the runway project from capital assets.

The following table shows actual revenues, expenses and results of operations (excluding capital contributions and expenses) for the current fiscal year in the City's proprietary funds (in thousands):

	Operating Revenues	Operating Expenses	Operating Income (Loss)	Non-Operating Revenues (Expense)	Capital Contributions and Special Items	Interfund Transfers	Change in Net Assets
Airport.....	\$ 500,116	\$ 447,006	\$ 53,110	\$ (106,833)	\$ 20,678	\$ (16,823)	\$ (49,868)
Water.....	170,253	167,523	2,730	(5,986)	-	-	(3,256)
Hetch Hetchy.....	132,100	95,410	36,790	3,400	33,000	-	73,190
Municipal Transportation Agency.....	155,666	622,667	(467,011)	214,910	162,712	205,928	116,539
General Hospital.....	312,347	407,336	(94,989)	73,095	-	16,836	(6,268)
Clean Water.....	134,745	124,177	10,568	(21,133)	726	-	(15,665)
Port.....	54,467	56,756	(4,291)	(2,855)	-	-	(6,240)
Laguna Honda Hospital.....	116,781	152,302	(35,521)	678	20,635	33,110	16,802
Market Corporation.....	1,296	878	418	-	-	(59,600)	(58,441)
Total.....	\$ 1,577,851	\$ 2,081,057	\$ (503,206)	\$ 155,267	\$ 237,751	\$ 178,991	\$ 68,503

**Fiduciary Funds**

The City maintains fiduciary funds for the assets of the San Francisco Employees' Retirement System and Health Service System, and manages the investment of monies held in trust to benefit public services or employees. As of the end of fiscal year 2003, the net assets of the Retirement System and Health Service System totaled \$10.6 billion, representing an increase of \$117 million in total net assets since June 30, 2002. The change is primarily related to employer contributions to the fund and to the stabilization of the market value of the Retirement Trust's investments following large losses incurred in fiscal year 2002. The Investment Trust Fund's net assets totaled \$224 million, with a decrease in net assets over the prior fiscal year of \$76.6 million, resulting from withdrawals and distributions to external participants to the fund.

**General Fund Budgetary Highlights**

The City's final budget differs from the original budget in that it contains carry-forward appropriations for various programs and projects, and supplemental appropriations approved during the fiscal year. In fiscal year 2003, significant supplemental appropriations were approved for the Police Department (\$4.2 million) and Sheriff's Department (\$495,000) for overtime and other personnel costs associated with the cost of large anti-war demonstrations in the City and, in the case of the Police Department, with workers compensation costs. The Department of Elections received an additional \$2.4 million in appropriations to move forward with implementing a voter-mandated ranked-choice voting system and related voter education. Appropriations were also increased for the Trial Courts (\$1.2 million) for the increased cost of indigent defense cases where the Public Defender cannot serve due to a conflict, for the Planning Department (\$714,000) for the cost of environmental reviews related to community planning processes in southern and eastern neighborhoods of the City and for the Treasurer/Tax Collector (\$120,000) for a program to accelerate the collection of business taxes and penalties. The final budget for the General City Responsibilities function differs from the original in that it includes payments by the City to settle final claims related to litigation over San Francisco's business tax structure.

During the year, actual revenues and other resources lagged budgetary estimates by \$134 million. The majority of this amount is attributable to local taxes—specifically the hotel, sales, utility, business and parking taxes where actual performance was less than estimates, and to reduced programmatic service charge collections. In addition, transfers to the General Fund were \$33 million less than estimates due to a reduction in the funds transferred from the San Francisco General Hospital Fund to the General Fund for the City's participation in the State cost-sharing program among county hospitals. There is no net loss to the General Fund as a result of the hospital transaction since expenses were also reduced. Budgetary shortfalls were offset in part by receipts greater than estimates in property taxes allocated to the General Fund, general government service charges and subvention of federal health and social services funds.

Differences between the final budget and the actual (budgetary basis) resulted in a \$182 million decrease in total charges to appropriations. This is primarily due to the following factors:

- Budgetary reserves of \$78.3 million for various programs and payments that had been anticipated and included in the budget were not used due to management restrictions on spending and were able to be liquidated at the close of the fiscal year.
- A decrease in expenditures by the Department of Public Health of approximately \$37.9 million, primarily associated with a reduction in the local match requirement for the State hospital cost-sharing program noted above (SB 855 Medi-Cal disproportionate share program). This decrease is non-program related and does not result in service reductions.
- A decrease in expenditures by the Human Services Department of approximately \$22.6 million related to reduced costs under programs such as wage augmentation programs and childcare subsidies. These expense reductions are partly offset by decreases in the Federal and State funds that San Francisco is able to claim under these programs.
- A decrease in expenditures of approximately \$2.3 million in the Mayor's Office Grants for the Arts program resulted from hotel tax revenue and consequent grant activity less than the budgeted level.
- Expenditures less than budgeted by the Fire Department of approximately \$2 million related to fewer retirements than had been anticipated, and the resulting decrease in the required recruitment, Fire Academy training classes, and hiring expenses need to fulfill the Department's personnel needs.

projects. The Clean Water Program completed sewer replacement projects at eight sites within the City for a capital asset addition of \$4.9 million, and upgrade projects at the Southeast Treatment Plant for \$1.7 million.

- Hetch Hetchy Water and Power increased net capital assets by \$42 million, including completed improvements to its San Jose Pipeline at a value of \$6.6 million, and approximately \$3 million in road repairs in the Southfork area. As noted previously, Hetch Hetchy recorded as capital assets approximately \$33 million for the value of four gas turbine generator sets that the City will receive as part of a settlement of a lawsuit against certain energy companies (see Note 11 to the Financial Statements).
- Capital asset increases of approximately \$4 million at the Port of San Francisco were recorded in fiscal year 2003. The Port carried out construction and repairs at Pier 48, at Pier 43 and at the wharf area and public access to Pier 3. At Pier 48, the work included fire damage repairs, seismic strengthening, and electrical upgrades, and will allow the Port to begin leasing this facility again in fiscal year 2004.

The Airport showed an overall decrease of \$41 million or one percent in capital assets (net of depreciation) during 2003. As noted previously, the Airport reduced capital assets during the year by recognizing costs associated with the runway reconfiguration project as an expense. Final completion of some additional projects under the Near Term Master Plan Program also occurred during fiscal year 2003. The Plan includes new parking facilities, roadways, runway improvements, and the new International Terminal and was substantially completed in 2001 with the Airport reporting a 13 percent increase in capital assets that year. In 2003, the Bay Area Rapid Transit (BART) station at SFO and the Air Train (people mover) were put into service, providing direct rail service to the Airport from downtown San Francisco, the East Bay and the Peninsula for the first time. Other capital asset completions during the year include an aircraft taxiway and bypass construction, and a field lighting raceway system.

- Capital assets in governmental activities under facilities and improvements increased by \$433 million due to completion of work on the Moscone Center West facility, the Asian Art Museum, and other public works, libraries, and recreation and park sites.

For government-wide financial statement presentation, all depreciable capital assets were depreciated from acquisition date to the end of the current fiscal year. Fund financial statements record capital asset purchases as expenditures.

For governmental activities, no net infrastructure assets were recorded from fiscal year 2001—the first year of presentation in the GASB 34 format, because the historical costs did not meet the threshold established by GASB. Beginning in fiscal year 2002, newly completed projects were capitalized and ongoing infrastructure projects were accounted for in construction in progress.

Additional information about the City's capital assets can be found in Note 7 to the Basic Financial Statements.

### Debt Administration

At the end of the current fiscal year, San Francisco had total long-term obligations outstanding of \$7.4 billion. Of this amount, \$860 million is general obligation bonds (including \$0.8 million in general obligation bonds issued on behalf of the Port of San Francisco) backed by the full faith and credit of the City and \$6.3 billion is revenue bonds, loans, certificates of participation, leases, and other debts of the City secured solely by specified revenue sources. The remainder includes accrued leave and worker's compensation long-term obligations.

As noted previously, San Francisco's total long-term debt including all bonds, loans, and commercial paper, decreased by \$31.6 million during fiscal year 2003. However, the City's overall bonded debt increased by approximately \$60.5 million, primarily due to revenue bonds being issued and commercial paper repaid in some enterprise activities. Within the bonded debt overall increase there is a decrease for governmental activities of \$67 million, and an increase of \$128 million in business activities. The City issued \$803 million in refunding

- The General Fund was able to reduce its transfers to other funds by \$16.5 million from budget, primarily through improved revenue performance at the City's hospitals, though these amounts still increased over the prior year actual levels.

The net effect of the under-utilization of appropriations and the receipt of some actual revenues greater than estimates resulted in a positive budgetary fund balance variance of \$47.9 million at the end of the fiscal year.

In creating its budget for the fiscal year ending June 30, 2004, the City used an estimated budgetary fund balance of \$47.1 million (see Note 4 to the Basic Financial Statements).

### Capital Assets and Debt Administration

#### Capital Assets

The City's capital assets for its governmental and business type activities as of June 30, 2003, amount to \$10.6 billion (net of accumulated depreciation). Capital assets include land, buildings and improvements, machinery and equipment, park facilities, roads, streets, and bridges. The total increase in the City's capital assets for the current fiscal year was four percent (an eight percent increase for governmental activities and a three percent increase for business-type activities) as shown in the table below.

#### Changes in Capital Assets, Net of Accumulated Depreciation (in thousands)

	Business-type Activities			Total
	2003	2002	2003	
<b>Governmental Activities</b>	<b>2003</b>	<b>2002</b>	<b>2003</b>	<b>2002</b>
Land.....	\$ 141,608	\$ 139,534	\$ 194,024	\$ 186,508
Facilities and Improvement.....	1,656,169	1,223,619	6,171,196	5,455,192
Machinery and equipment.....	62,899	77,609	911,497	694,659
Infrastructure.....	131,321	23,663	506,495	481,128
Property held under lease.....	536	536	103	309
Easements.....	-	-	92,053	99,631
Construction in progress.....	215,658	576,490	546,203	1,268,397
Total.....	\$ 2,208,191	\$ 2,041,451	\$ 8,421,571	\$ 8,185,824
				\$ 10,629,762
				\$ 10,227,275

Major capital asset events during the current fiscal year included the following:

- The Municipal Transportation Agency's capital assets increased by \$243 million over the previous year. Of this increase, \$28.9 million is related to assets of the Parking and Traffic Department that were transferred to this enterprise. The larger portion is due to acquisition of 191 electric trolleys and motor coaches and 13 light rail vehicles, and to completion and capitalization of the L-Line light rail improvements and the emergency lighting system for the Muni Metro subway. During fiscal year 2003, Muni amortized \$1.3 million of a total deferred gain of \$35.5 million that was recorded in April 2002. The gain is related to a lease transaction involving 118 Breda light rail vehicles which allows equity investors holding title to the vehicles to take advantage of tax benefits not available to public entities. During the term of the lease Muni maintains custody and use of the vehicles, and is obligated to insure and maintain them.

- The Water Department's capital asset additions of \$85 million during the fiscal year include improvements at the Sunol Valley Water Treatment Plant of \$50 million, improvements to Bay pipeline facilities valued at \$5.3 million and to City water treatment and distribution systems valued at \$4.6 million, and many smaller

bonds and certificates to take advantage of favorable interest rates and reduce debt payments, and of this amount, \$646 million was for the purpose of largely refunding revenue bonds and commercial paper at the Water and Clean Water enterprises. The City issued \$42 million in certificates of participation to finance the construction of new facilities for Juvenile Probation and \$11 million in lease-revenue bonds to finance equipment through the San Francisco Finance Corporation. The only general obligation bonds issued during the fiscal year were \$29 million to fund continued work on the Branch Library Facilities Improvement Program and the Zoo Facilities Improvement Program.

The City's Charter imposes a limit on the amount of general obligation bonds the City can have outstanding at any given time. That limit is three percent of the taxable assessed value of property in the City—approximately \$94.7 billion in value (net of unreimbursable exemptions) as of the close of the fiscal year. As of June 30, 2003, the City had \$860 million in authorized, outstanding property tax-supported general obligation bonds, which is equal to approximately 0.91 percent of the taxable assessed value of property. As of June 30, 2003, there were an additional \$922.5 million in bonds that were authorized but unissued. If all of these bonds were issued and outstanding in full, the total debt burden would be approximately two percent of the taxable assessed value of property.

The City's underlying ratings on general obligation bonds as of June 30, 2003 were:

Moody's Investors Service, Inc.	Aa3
Standard and Poor's Ratings Service	AA
Fitch Ratings	AA

During the fiscal year, all three rating agencies affirmed San Francisco's underlying rating for general obligation debt, however Moody's, Standard & Poor's and Fitch Ratings also revised their outlook on the City's debt from stable to negative. The agencies noted that while San Francisco has taken reasonable steps to control spending, this outlook reflects the sluggish economy, tax revenue less than budgeted, the City's use of budgetary reserves and other one-time funds, and a poor outlook for state financial assistance to local governments.

The City's enterprise activities have experienced some changes in debt ratings since June 30, 2002. San Francisco International Airport's debt was downgraded by Fitch from A+ to A, reflecting vulnerabilities in the market including the bankruptcy of United Airlines and decreased passenger volume related to the war with Iraq, Sudden Acute Respiratory Syndrome (SARS), and the overall weakness in travel and tourism in the Bay Area. Other agencies however affirmed their current ratings for Airport debt.

The underlying ratings of A2 by Moody's and A+ by Standard and Poor's of the Clean Water Program's revenue and refunding bonds issued during the year were affirmed. However, Moody's revised its outlook to stable from negative in part due to passage on the November 2002 ballot of Proposition E, which effectively repealed a 1998 voter-approved rate freeze and established procedures for rate increases, thereby providing increased financial stability for the Clean Water Program.

Since the close of the 2003 fiscal year, the City has issued additional debt of \$50.4 million in general obligation bonds for construction in the Neighborhood Recreation and Parks Facilities Improvement Program and for the San Francisco Unified School District's construction and facilities improvements programs. In addition \$44.3 million in refunding settlement obligation bonds were sold for the purpose of refunding, at lower interest rates, the settlement bonds issued to pay obligations resulting from a final judgement entered into in connection with various business tax cases.

Additional information in the City's long-term debt can be found in Note 8 to the Basic Financial Statements.

**Economic factors and next year's budget and rates**

- San Francisco faced a projected General Fund shortfall of over \$350 million at the beginning of its annual budget process for fiscal year 2004. As a result, significant spending cuts were made across General Fund functions, the City proposed and most San Francisco public employees' unions agreed in labor contracts then under negotiation to contribute 7.5 percent of salary to fund the cost of pension benefits. The City was able to appropriate \$38.5 million in estimated available fund balance and liquidated reserves in the General Fund budget for 2004. It is intended that these cuts and the use of fund balance will avoid the need to make more drastic reductions in public safety, health and human services, and many other critical programs in the budget year.
- As noted in our transmittal letter, San Francisco's unemployment rate has increased substantially over the last two fiscal years, to a high of 7.9 percent in July 2002, dropping slightly to 7.4 percent by June 2003, and other economic indicators are similarly flat or indicating at best a gradual economic recovery.
- As of November 2003, the State of California has made several decisions which will reduce the revenues available to cities and counties including reductions in the vehicle license fee, a failure to budget funds for State-mandated reimbursements to counties (the SB90 Program), and reductions in the amounts available for human services, health, criminal justice, library, and other programs. In developing its fiscal year 2003-2004 budget, San Francisco reserved \$30 million in general fund revenues to be able to respond to State reductions, however it is now likely that the actual amount of the impact will be greater. City management will continue to closely monitor this issue during the fiscal year.
- Hotel, sales, and parking taxes, which were projected to improve slightly following two years of losses related to the economic downturn and the aftermath of September 11, 2001 have lagged relative to budget in fiscal year 2004. As of the end of the first fiscal quarter, actual revenue on an annual basis from these sources has decreased approximately \$8 million from budgeted levels.
- Given ongoing local tax revenue weakness and the State budget uncertainties, the City's has restricted and will work to reduce departmental spending in fiscal year 2004, and is preparing to further reduce its budget in 2005.

All of the above factors were considered in preparing the City's budget for fiscal year 2004.



**REQUESTS FOR INFORMATION**

This financial report is designed to provide our citizens, taxpayers, customers, and investors and creditors with a general overview of the City's finances and to demonstrate the City's accountability for the money it receives. Below are the contacts for questions about this report or requests for additional financial information.

City and County of San Francisco  
Office of the Controller  
1 Dr. Carlton B. Goodlett Place, Room 316  
San Francisco, CA 94102-4694

**Individual Department Financial Statements**

San Francisco International Airport  
Office of the Airport Deputy Director  
Business and Finance Division  
PO Box 8097  
San Francisco, CA 94128

San Francisco Water Department  
Hetch Hetchy Water and Power  
San Francisco Clean Water Program  
1155 Market Street, 5th Floor  
San Francisco, CA 94103

Municipal Transportation Agency  
MUNI Finance and Administration  
875 Stevenson Street, Room 260  
San Francisco, CA 94103

San Francisco General Hospital Medical Center  
Chief Financial Officer  
2789 – 25<sup>th</sup> Street  
San Francisco, CA 94110

**Component Unit Financial Statements**

San Francisco Redevelopment Agency  
Finance Department  
770 Golden Gate Avenue, Third Floor  
San Francisco, CA 94102

**Blended Component Units Financial Statements**

San Francisco County Transportation Authority  
100 Van Ness Avenue, 2<sup>nd</sup> Floor  
San Francisco, CA 94102



[WWW.SFGOV.ORG](http://WWW.SFGOV.ORG)

*This page has been intentionally left blank.*

**CITY AND COUNTY OF SAN FRANCISCO**  
**Statement of Net Assets**  
**June 30, 2003**  
**(In Thousands)**

	Primary Government			Component Units	
	Governmental Activities	Business-Type Activities	Total	San Francisco Redevelopment Agency	Treasure Island Development Authority
<b>ASSETS</b>					
Current assets:					
Deposits and investments with City Treasury.....	\$ 714,107	\$ 656,155	\$ 1,370,262	\$ -	\$ 4,250
Deposits and investments outside City Treasury.....	153,338	8,008	161,346	230,276	-
Receivables (net of allowance for uncollectible amounts of \$39,734 for the primary government):					
Property taxes and penalties.....	30,749	-	30,749	-	-
Other local taxes.....	160,415	-	160,415	-	-
Federal and state grants and subventions.....	220,082	45,700	265,782	-	12
Charges for services.....	18,041	149,538	167,579	-	694
Interest and other.....	8,131	62,111	70,242	3,729	33
Loans and capital lease receivables.....	-	85	85	13,294	-
Due from component unit.....	11,720	-	11,720	-	-
Inventories.....	-	45,014	45,014	-	-
Deferred charges and other assets.....	2,858	8,534	11,392	-	-
Total current assets.....	1,319,441	975,145	2,294,586	247,299	4,989
Restricted assets:					
Deposits and investments with City Treasury.....	-	554,302	554,302	-	-
Deposits and investments outside City Treasury.....	-	354,896	354,896	218,492	-
Grants and other receivables.....	-	25,209	25,209	1,754	-
Total restricted assets.....	-	934,407	934,407	220,246	-
Noncurrent assets:					
Loan (net of allowance for uncollectible amounts of \$183,424 and \$117,815 for the primary government and component units, respectively).....	198,966	767	199,733	203,640	-
Deferred charges and other assets.....	17,236	65,441	82,677	6,124	-
Property held for resale.....	-	-	-	4,781	-
Capital assets:					
Land and other assets not being depreciated.....	357,266	740,227	1,097,493	85,184	-
Facilities, infrastructure, and equipment, net of depreciation.....	1,850,925	7,681,344	9,532,269	123,954	-
Total capital assets.....	2,208,191	8,421,571	10,629,762	209,138	-
Total noncurrent assets.....	2,424,393	8,487,779	10,912,172	423,683	-
Total assets.....	\$ 3,743,834	\$ 10,397,331	\$ 14,141,165	\$ 891,228	\$ 4,989

(Continued)

The notes to the financial statements are an integral part of this statement.

**Basic Financial Statements**

**CITY AND COUNTY OF SAN FRANCISCO**  
**Statement of Net Assets (Continued)**

June 30, 2003  
(In Thousands)

	Primary Government			Component Units	
	Governmental Activities	Business-Type Activities	Total	San Francisco Redevelopment Agency	Treasure Island Development Authority
<b>LIABILITIES</b>					
Current liabilities:					
Accounts payable.....	\$ 136,498	\$ 104,540	\$ 241,038	\$ 7,515	\$ 168
Accrued payroll.....	88,364	66,791	155,155	-	61
Accrued vacation and sick leave pay.....	63,836	39,566	103,402	1,095	-
Accrued workers' compensation.....	41,059	37,946	79,005	-	-
Estimated claims payable.....	18,855	13,786	32,641	-	-
Bonds, loans, capital leases, and other payables.....	107,997	95,467	203,464	26,183	-
Accrued interest payable.....	7,294	15,146	22,440	52,855	-
Unearned grant and subvention revenues.....	1,166	-	1,166	-	-
Due to primary government.....	-	-	-	11,720	-
Internal balances.....	33,458	(33,458)	-	-	-
Deferred credits and other liabilities.....	107,676	110,542	218,218	8,063	-
Total current liabilities.....	606,203	450,326	1,056,529	107,231	229
Liabilities payable from restricted assets:					
Bonds, loans, capital leases, and other payables.....	-	15,367	15,367	-	-
Accrued interest payable.....	-	37,977	37,977	-	-
Other.....	-	43,837	43,837	-	-
Total liabilities payable from restricted assets.....	-	97,181	97,181	-	-
Noncurrent liabilities:					
Accrued workers' compensation.....	65,057	31,063	96,120	1,805	-
Accrued vacation and sick leave pay.....	154,041	131,210	285,251	-	-
Estimated claims payable.....	38,478	21,185	60,663	699,597	-
Bonds, loans, capital leases, and other payables.....	1,596,233	5,323,517	6,889,750	-	-
Accrued interest payable.....	-	-	-	126,709	-
Deferred credits and other liabilities.....	-	44,036	44,036	-	-
Total noncurrent liabilities.....	1,824,809	5,551,011	7,375,820	828,111	-
Total liabilities.....	2,431,012	6,098,518	8,529,530	935,342	229
<b>NET ASSETS</b>					
Invested in capital assets, net of related debt.....	983,834	3,273,449	4,257,283	106,473	-
Restricted for:					
Cash and emergencies requirements by Charter.....	59,337	-	59,337	-	-
Debt service.....	7,795	273,242	281,037	153,522	-
Capital projects.....	86,912	147,693	234,605	-	-
Community development.....	158,591	-	158,591	-	-
Transportation Authority activities.....	149,070	-	149,070	-	-
Other purposes.....	133,233	61,616	194,849	3,466	4,760
Unrestricted (deficit).....	(285,950)	542,813	276,863	(307,575)	-
Total net assets (deficit).....	\$ 1,312,822	\$ 4,298,813	\$ 5,611,635	\$ (44,114)	\$ 4,760

The notes to the financial statements are an integral part of this statement.

**CITY AND COUNTY OF SAN FRANCISCO**  
**Statement of Activities**  
Year ended June 30, 2003  
(In Thousands)

	Net (Expense) Revenue and Changes in Net Assets						Component Units	
	Primary Government			San Francisco Redevelopment Agency		Treasure Island Authority		
	Functions/Programs	Charges for Services	Program Revenues	Capital Grants and Contributions	Governmental Activities	Business-Type Activities	Total	
<b>Primary government:</b>								
Governmental activities:								
Public protection.....	\$ 778,710	\$ 44,291	\$ 97,996	\$ -	\$ (636,423)	\$ -	\$ -	
Public works, transportation and commerce.....	287,910	84,057	21,880	28,628	(153,347)	-	(153,347)	
Human welfare and neighborhood development.....	626,306	26,349	415,388	-	(184,559)	-	(184,559)	
Community health.....	542,480	41,906	255,649	-	(244,925)	-	(244,925)	
Culture and recreation.....	242,398	44,629	2,236	16,390	(179,143)	-	(179,143)	
General administration and finance.....	186,144	36,525	1,772	1,013	(146,834)	-	(146,834)	
General City responsibilities.....	53,026	41,123	14,739	-	2,836	-	2,836	
Unallocated interest on long-term debt.....	77,827	-	-	-	(77,827)	-	(77,827)	
Total governmental activities.....	2,794,801	318,880	809,670	46,029	(1,620,222)	-	(1,620,222)	
<b>Business-type activities:</b>								
Airport.....	641,036	500,116	-	20,678	(120,242)	-	(120,242)	
Transportation.....	628,180	155,656	94,093	162,712	(215,719)	-	(215,719)	
Port.....	61,074	54,467	-	726	(5,881)	-	(5,881)	
Water.....	186,579	170,253	230	-	(16,096)	-	(16,096)	
Power.....	95,427	132,190	1,197	-	37,960	-	37,960	
Hospitals.....	561,673	428,128	68,702	20,635	(43,208)	-	(43,208)	
Sewer.....	153,845	134,745	35	-	(19,065)	-	(19,065)	
Market.....	894	1,296	-	-	402	-	402	
Total business-type activities.....	2,328,708	1,577,851	164,257	204,751	(381,849)	-	(381,849)	
Total primary government.....	\$ 5,123,509	\$ 1,896,731	\$ 973,927	\$ 250,780	\$ (1,620,222)	\$ (381,849)	\$ (2,002,071)	
<b>Component units:</b>								
San Francisco Redevelopment Agency.....	\$ 119,911	\$ 24,686	\$ 14,266	\$ -	\$ -	\$ -	\$ (80,949)	
Treasure Island Development Authority.....	9,454	10,290	48	-	-	-	884	
Total component units.....	\$ 129,365	\$ 34,976	\$ 14,314	\$ -	\$ -	\$ -	\$ (80,949)	
<b>General Revenues:</b>								
Taxes:								
Property taxes.....				\$ 686,858	\$ -	\$ 686,858	\$ 42,138	
Business taxes.....				276,651	-	276,651	-	
Other local taxes.....				450,677	-	450,677	5,738	
Interest and investment income.....				26,332	50,215	76,547	14,135	
Other.....				196,496	188,446	384,942	6,044	
Special item.....				-	33,000	33,000	-	
Transfers - internal activities of primary government.....				(178,991)	-	(178,991)	-	
Total general revenues and transfers.....				1,468,023	460,652	1,928,675	68,065	
Change in net assets.....				(162,199)	66,803	(95,396)	(12,894)	
Net assets (deficit) - beginning.....				1,475,021	4,230,010	5,705,031	(31,220)	
Net assets (deficit) - ending.....				\$ 1,312,822	\$ 4,298,813	\$ 5,611,635	\$ (44,114)	

**CITY AND COUNTY OF SAN FRANCISCO**  
**Balance Sheet**  
**Governmental Funds**

**June 30, 2003**  
**(with comparative financial information as of June 30, 2002)**  
**(in thousands)**

	General Fund		Other Governmental Funds		Total Governmental Funds	
	2003	2002	2003	2002	2003	2002
<b>ASSETS</b>						
Deposits and investments with City Treasury.....	\$ 137,738	\$ 311,466	\$ 567,284	\$ 724,801	\$ 705,002	\$ 1,036,267
Deposits and investments outside City Treasury.....	4,149	361	126,034	132,498	130,183	132,859
Receivables:						
Property taxes and penalties.....	25,455	26,948	5,294	6,447	30,749	33,395
Other local taxes.....	149,138	147,388	11,277	26,505	160,415	173,873
Federal and state grants and subventions.....	50,119	56,890	169,963	83,085	220,062	139,975
Charges for services.....	11,356	16,125	6,685	5,630	18,041	21,795
Interest and other.....	4,469	7,506	3,201	3,105	7,670	10,611
Due from other funds.....	72,730	66,651	9,665	54	82,395	66,705
Due from component unit.....	444	400	11,276	22,187	11,720	22,587
Loans receivable (net of allowance for uncollectible amount of \$183,424 in 2003; \$165,637 in 2002).....	1,043	183	197,923	148,942	198,966	149,125
Deferred charges and other assets.....	6,224	5,862	1,832	1,338	8,056	7,200
<b>Total assets.....</b>	<b>\$ 462,865</b>	<b>\$ 639,760</b>	<b>\$ 1,110,414</b>	<b>\$ 1,154,592</b>	<b>\$ 1,153,279</b>	<b>\$ 1,794,352</b>

**LIABILITIES AND FUND BALANCES**

Liabilities:						
Accounts payable.....	\$ 70,157	\$ 92,514	\$ 61,628	\$ 58,214	\$ 131,785	\$ 150,728
Accrued payroll.....	70,902	66,071	14,998	14,167	85,900	80,238
Accrued interest payable.....	-	-	-	398	-	398
Deferred tax, grant and subvention revenues.....	28,622	27,604	11,743	11,680	40,365	39,284
Due to other funds.....	700	-	115,105	33,893	115,805	33,893
Agency obligations.....	-	-	40	40	-	-
Deferred credits and other liabilities.....	96,172	73,180	219,874	167,669	316,046	240,849
<b>Total liabilities.....</b>	<b>266,553</b>	<b>259,369</b>	<b>423,388</b>	<b>286,021</b>	<b>689,941</b>	<b>545,390</b>

**Fund balances:**

Reserved for cash requirements.....	55,139	93,293	-	-	55,139	93,293
Reserved for emergencies.....	4,198	4,198	-	4,198	4,198	4,198
Reserved for assets not available for appropriation.....	6,768	6,406	25,906	41,233	32,674	47,639
Reserved for debt service.....	-	-	33,866	36,548	33,866	36,548
Reserved for encumbrances.....	43,195	52,735	276,656	340,591	321,851	393,326
Reserved for appropriation carryforward.....	26,880	61,716	227,818	285,508	254,698	347,224
Reserved for subsequent years' budgets.....	15,414	25,379	8,004	18,604	23,418	43,983
Unreserved (deficit), reported in:						
General fund.....	44,718	136,664	-	-	44,718	136,664
Special revenue funds.....	-	-	67,988	97,167	67,988	97,167
Capital project funds.....	-	-	40,561	44,467	40,561	44,467
Permanent fund.....	-	-	4,227	4,433	4,227	4,433
<b>Total fund balances.....</b>	<b>196,312</b>	<b>380,391</b>	<b>687,026</b>	<b>868,571</b>	<b>883,338</b>	<b>1,248,962</b>
<b>Total liabilities and fund balances.....</b>	<b>\$ 462,865</b>	<b>\$ 639,760</b>	<b>\$ 1,110,414</b>	<b>\$ 1,154,592</b>	<b>\$ 1,153,279</b>	<b>\$ 1,794,352</b>

The notes to the financial statements are an integral part of this statement.

**City and County of San Francisco**  
**Reconciliation of the Governmental Funds Balance Sheet**  
**to the Statement of Net Assets**  
**June 30, 2003**

**(In Thousands)**

Fund balances - total governmental funds \$ 883,338

Amounts reported for governmental activities in the statement of net assets are different because:

Capital assets used in governmental activities are not financial resources and, therefore, are not reported in the funds. 2,205,571

Bond issue costs are not financial resources and, therefore, are not reported in the funds. 8,424

Long-term liabilities, including bonds payable, are not due and payable in the current period and therefore are not reported in the funds. (1,797,131)

Interest on long-term debt is not accrued in the funds, but rather is recognized as an expenditure when due. (6,199)

Because the focus of governmental funds is not short-term financing, some assets will not be available to pay for current period expenditures. Those assets are offset by deferred revenue in the funds. 248,968

Internal service funds are used by management to charge the costs of capital lease financing, fleet management, printing and mailing services, and information systems to individual funds. The assets and liabilities of internal service funds are included in governmental activities in the statement of net assets. (230,149)

**\$ 1,312,822**

Net assets of governmental activities

The notes to the financial statements are an integral part of this statement.

**CITY AND COUNTY OF SAN FRANCISCO**  
**Statement of Revenues, Expenditures and Changes**  
**in Fund Balances**  
**Governmental Funds**

**City and County of San Francisco**  
**Reconciliation of the Statement of Revenues,**  
**Expenditures, and Changes in Fund Balances of Governmental Funds**  
**to the Statement of Activities**  
**Year ended June 30, 2003**  
**(In Thousands)**

**(with comparative financial information for the year ended June 30, 2002)**

	General Fund		Other Governmental Funds		Total Governmental Funds	
	2003	2002	2003	2002	2003	2002
<b>Revenues:</b>						
Property taxes.....	\$ 516,955	\$ 507,308	\$ 169,199	\$ 179,842	\$ 686,154	\$ 687,150
Business taxes.....	276,126	274,125	525	723	276,651	274,848
Other local taxes.....	345,735	334,357	104,942	110,233	450,677	444,590
Licenses, permits and franchises.....	16,217	19,548	5,431	6,214	21,648	25,762
Fines, forfeitures and penalties.....	5,595	6,591	3,405	3,454	9,000	12,045
Interest and investment income.....	7,788	20,737	17,772	44,860	25,570	65,597
Rents and concessions.....	17,576	17,636	37,793	45,987	55,369	63,623
Intergovernmental:						
Federal.....	151,790	150,444	168,454	157,499	320,254	307,943
State.....	515,382	510,952	174,889	97,852	690,271	608,804
Other.....	93,840	-	24,623	33,924	24,623	33,924
Charges for services.....	11,800	10,338	128,043	122,765	221,883	225,547
Other.....	1,955,894	1,956,618	850,286	819,420	2,809,192	2,776,238
<b>Total revenues.....</b>	<b>695,693</b>	<b>650,019</b>	<b>39,118</b>	<b>40,031</b>	<b>734,811</b>	<b>690,050</b>
<b>Expenditures:</b>						
Current:						
Public protection.....	57,458	103,579	209,576	192,832	267,034	296,411
Public works, transportation and commerce.....	492,083	467,688	178,587	145,445	670,670	613,133
Human welfare and neighborhood development.....	424,302	395,465	100,469	89,361	524,771	484,826
Community health.....	96,959	108,810	155,518	129,516	252,477	238,326
Culture and recreation.....	130,786	136,143	32,962	28,602	163,748	164,745
General administration and finance.....	52,308	49,571	1,015	5,057	53,323	54,628
Debt service:						
Principal retirement.....	-	-	100,902	69,536	100,902	69,536
Interest and fiscal charges.....	-	-	64,243	68,111	64,243	68,111
Bond issuance costs.....	-	534	1,646	2,453	1,646	2,987
Capital outlay.....	1,949,589	1,911,809	248,928	276,652	248,928	276,652
Total expenditures.....	9,305	45,009	(282,666)	(228,186)	3,092,553	2,959,415
Excess (deficiency) of revenues over expenditures.....	105,211	109,941	121,309	157,166	226,520	267,107
Transfers in.....	(303,216)	(316,691)	(120,720)	(219,989)	(423,936)	(536,680)
Transfers out.....	-	-	60,755	71,310	71,310	249,995
Issuance of bonds and loans						
Face value of bonds issued.....	-	-	323	3,095	323	3,095
Premium on issuance of bonds.....	-	(176)	-	(62)	-	(238)
Discount on issuance of bonds.....	-	-	-	(136,230)	-	(136,230)
Payment to refunded bond escrow agent.....	3,686	1,417	28,899	90,007	32,585	91,424
Other financing sources-capital leases.....	935	949	-	-	935	949
Total other financing sources (uses).....	(193,384)	(143,805)	101,121	83,227	(92,263)	(60,578)
Net change in fund balances.....	(184,079)	(98,796)	(184,079)	(144,959)	(365,624)	(243,755)
Fund balances at beginning of year.....	380,391	479,187	868,571	1,013,530	1,248,962	1,492,717
Fund balances at end of year.....	\$ 196,312	\$ 380,391	\$ 687,026	\$ 868,571	\$ 883,338	\$ 1,248,962

The notes to the financial statements are an integral part of this statement.

Net change in fund balances - total governmental funds  
 Amounts reported for governmental activities in the statement of activities are different because:

Governmental funds report capital outlays as expenditures. However, in the statement of activities the cost of those assets is allocated over their estimated useful lives and reported as depreciation expense. This is the amount by which capital outlays exceeded depreciation in the current period. 196,681

Some expenses reported in the statement of activities do not require the use of current financial resources and therefore are not reported as expenditures in governmental funds. This is the amount by which the increase in certain liabilities reported in the statement of net assets of the previous year exceeded expenses reported in the statement of activities that do not require the use of current financial resources. (50,667)

Property tax revenues in the statement of activities that do not provide current financial resources are not reported as revenues in the funds. 704

Governmental funds report expenditures pertaining to the establishment of certain deferred credits related to long-term loans made. These deferred credits are not reported on the statement of net assets and, therefore, the corresponding expense is not reported on the statement of activities. 18,248

Lease payments on the Moscone Convention Center (including both principal and interest) are reported as expenditures in the governmental funds when paid. For the City as a whole, however, the principal portion of the payments serve to reduce the liability in the statement of net assets. This is the amount of property rent payments expended in the governmental funds in the current period. 28,143

Bond issue costs are expended in the governmental funds when paid, and are capitalized and amortized in the statement of activities. This is the amount by which current year bond issue costs exceed amortization expense in the current period. 1,241

The issuance of long-term debt and capital leases provides current financial resources to governmental funds, while the repayment of the principal of long-term debt and capital leases consume the current financial resources of governmental funds. These transactions, however, have no effect on net assets. This is the amount by which bond proceeds and capital lease financing exceeded principal retirement in the current period. (2,993)

Bond premiums and discounts are expended in the governmental funds when the bonds are issued, and are capitalized and amortized in the statement of net assets. This is the net amount of bond premiums capitalized during the current period. (323)

Reduction in accrued interest calculated on bonds and notes payable. 1,917

Increase in accreted interest on capital lease obligations. (11,255)

Amortization of bond premiums, discounts and refunding losses. (380)

Reduction in interest calculated pertaining to the City's arbitrage rebate liability. 467

The net revenues of certain activities of internal service funds is reported with governmental activities. During the current fiscal year, certain long-term assets and liabilities were transferred from governmental activities to the Municipal Transportation Agency enterprise fund which is reported within business-type activities. This is the amount by which the long-term liabilities transferred exceeded the corresponding long-term capital assets. 3,414

During the current fiscal year, certain long-term liabilities were transferred from the General Hospital Medical Center enterprise fund which is reported within business-type activities to governmental activities. This is the amount by which long-term liabilities increased in governmental activities. 21,900

Changes in net assets of governmental activities \$ (162,199)

The notes to the financial statements are an integral part of this statement.

**CITY AND COUNTY OF SAN FRANCISCO**  
**Budgetary Comparison Statement - General Fund**  
**Year ended June 30, 2003**  
**(In Thousands)**

	Original Budget	Final Budget	Actual Budgetary Basis	Variance Positive (Negative)
<b>Budgetary fund balance, July 1</b>	\$ 173,289	\$ 385,027	\$ 385,027	\$ -
<b>Resources (inflows):</b>				
Property taxes	513,235	513,203	518,669	5,466
Business taxes	282,110	282,230	276,126	(6,104)
Other local taxes:				
Sales tax	130,529	130,529	115,578	(14,951)
Hotel room tax	97,070	97,070	74,729	(22,341)
Utility users tax	78,208	78,208	71,378	(6,830)
Parking tax	34,350	34,350	29,715	(4,635)
Other local taxes	47,798	47,798	54,335	6,537
Licenses, permits, and franchises:				
Licenses and permits	5,650	5,650	5,485	(165)
Franchise tax	11,332	11,332	10,732	(600)
Fines, forfeitures, and penalties	4,497	4,497	5,595	1,098
Interest and investment income	17,132	17,323	15,909	(1,414)
Rents and concessions:				
Garages - Recreation and Park	6,658	6,658	6,232	(426)
Rents and concessions - Recreation and Park	11,004	11,004	11,029	25
Other rents and concessions	171	171	315	144
Intergovernmental:				
Federal subventions:				
Health and social service subventions	145,177	143,885	145,489	1,604
Other grants and subventions	3,429	2,170	6,301	4,131
State subventions:				
Social service subventions	108,511	112,507	101,730	(10,777)
Health and welfare realignment	93,826	94,390	88,294	(6,096)
Health/mental health subventions	127,688	127,687	129,600	1,913
Public safety sales tax	71,864	71,864	64,284	(7,580)
Motor vehicle in-lieu - county	105,645	105,645	103,897	(1,748)
Other grants & subventions	28,376	28,418	27,577	(841)
Charges for services:				
General government service charges	30,730	31,851	34,072	2,221
Public safety service charges	15,990	15,999	10,832	(5,167)
Recreation charges - Recreation and Park	5,806	5,806	4,189	(1,617)
Medical, MediCare and health service charges	47,861	49,145	44,747	(4,398)
Other financing sources:				
Transfers from other funds	130,747	137,672	104,935	(32,737)
Proceeds from issuance of bonds and loans	24,156	13,451	935	(12,516)
Other resources (inflows)	24,156	24,278	8,070	(16,208)
Total amounts available for appropriation	\$ 2,366,261	\$ 2,589,816	\$ 2,455,826	\$ (133,992)

(Continued)

**CITY AND COUNTY OF SAN FRANCISCO**  
**Budgetary Comparison Statement - General Fund (Continued)**  
**Year ended June 30, 2003**  
**(In Thousands)**

	Original Budget	Final Budget	Actual Budgetary Basis	Variance Positive (Negative)
<b>Charges to appropriations (outflows):</b>				
Public Protection				
Administrative Services - Animal Care and Control	\$ 3,257	\$ 3,211	\$ 3,202	\$ 9
Administrative Services - Consumer Assurance	1,981	1,541	1,527	14
Administrative Services - Medical Examiner	4,095	4,245	4,245	-
Adult Probation	9,356	9,335	9,261	74
District Attorney	24,345	24,307	24,307	-
Fire Department	208,224	210,285	208,299	1,986
Juvenile Probation	29,865	29,066	29,066	-
Mayor - Office of the Emergency Services	1,305	1,214	849	365
Police Department	288,705	285,501	285,474	27
Public Defender	13,071	13,211	13,211	-
Sheriff	95,694	98,717	98,717	-
Trial Courts	33,290	34,776	34,751	25
Public Works Transportation and Commerce				
Board of Appeals	443	444	418	26
Business and Economic Development	2,373	2,843	2,737	106
Clean Water	403	235	228	7
Department of Public Works	25,097	27,861	27,178	683
Emergency Communications	26,648	26,297	25,397	900
Light, Heat and Power	-	241	3	238
Telecommunications and Information Services	2,242	1,725	1,496	229
Human Welfare and Neighborhood Development				
Adult and Aging Services	21,626	21,192	20,578	614
Children, Youth and Their Families	10,792	13,888	12,707	1,181
Commission on the Status of Women	2,441	2,422	2,262	160
Environment	568	3,565	3,002	563
Human Rights Commission	1,808	1,727	1,648	79
Human Services	473,481	474,139	451,512	22,627
Mayor - Housing and Neighborhood	100	377	85	292
Rent Arbitration Board	-	24	24	-
Public Health	456,539	461,958	424,016	37,942
Culture and Recreation				
Academy of Sciences	1,977	1,978	1,954	24
Administrative Services - Convention Facilities	400	515	515	-
Art Commission	6,696	6,904	6,812	92
Asian Art Museum	5,983	5,961	5,163	798
County Education Office	68	69	69	-
Fine Arts Museum	5,001	5,014	4,383	631
Law Library	525	509	495	14
Mayor - Grants for the Arts	15,858	15,702	13,377	2,325
Recreation and Park Commission	64,268	65,702	64,191	1,511
General Administration and Finance				
Administrative Services	14,233	11,243	11,108	135
Administrative Services - Office of Contract Administration	2,844	2,889	2,547	342
Assessor/Recorder	10,170	10,299	10,226	73
Board of Supervisors	9,003	8,736	8,733	3

(Continued)

CITY AND COUNTY OF SAN FRANCISCO

Statement of Net Assets - Proprietary Funds

June 30, 2003

(with summarized financial information as of June 30, 2002)

(In Thousands)

	Business-type Activities - Enterprise Funds								Other Fund	Total		Governmental Activities-Internal Service Funds		
	Major Funds									Market Corporation	2003	2002	2003	2002
	San Francisco International Airport	Water Department	Hetch Hetchy Water and Power	Municipal Transportation Agency	General Hospital Medical Center	Clean Water Program	Port of San Francisco	Laguna Honda Hospital						
<b>ASSETS</b>														
Current Assets:														
Deposits and investments with City Treasury.....	\$ 271,646	\$ 189,359	\$ 83,317	\$ 9,110	\$ 874	\$ 49,007	\$ 52,842	\$ -	\$ -	\$ 656,155	\$ 754,778	\$ 9,105	\$ 14,499	
Deposits and investments outside City Treasury.....	10	40	10	6,764	10	-	9	1	1,164	8,008	3,508	23,155	51,732	
Receivables (net of allowance for uncollectible amounts of \$23,093 and \$13,462 in 2003 and 2002, respectively):														
Federal and state grants and subventions.....	-	-	32	41,720	3,474	35	439	-	-	45,700	39,306	-	-	
Charges for services.....	38,969	25,959	9,855	3,354	29,041	20,923	2,885	18,524	28	149,538	156,220	-	-	
Interest and other.....	1,899	3,068	420	6,377	48,948	560	849	-	-	62,111	68,364	461	1,251	
Loan and capital lease receivables.....	-	-	85	-	-	-	-	-	-	85	-	16,980	16,922	
Due from other funds.....	-	-	6,869	60,395	48	-	-	-	-	67,312	13,529	-	-	
Inventories.....	120	1,687	237	36,250	4,612	-	1,193	915	-	45,014	37,801	-	-	
Deferred charges and other assets.....	1,979	-	-	5,212	-	-	1,322	-	21	8,534	6,266	294	390	
Total current assets.....	314,623	220,113	100,825	169,182	87,007	70,515	59,539	19,440	1,213	1,042,457	1,079,772	49,995	84,794	
Restricted assets:														
Deposits and investments with City Treasury.....	255,301	112,680	-	45,614	-	85,356	3,859	51,492	-	554,302	601,351	-	-	
Deposits and investments outside City Treasury.....	273,329	13,504	-	23,630	26	32,649	11,360	296	102	354,896	390,938	-	-	
Grants and other receivables.....	17,372	734	-	6,001	-	289	-	813	-	25,209	33,960	-	-	
Total restricted assets.....	546,002	126,918	-	75,245	26	118,294	15,219	52,601	102	934,407	1,026,249	-	-	
Noncurrent assets:														
Deferred charges and other assets.....	45,980	4,223	-	4,414	-	2,765	8,059	-	-	65,441	65,756	2,510	2,266	
Loan and capital lease receivables.....	-	-	767	-	-	-	-	-	-	767	-	236,263	241,863	
Capital assets:														
Land and other assets not being depreciated.....	109,283	135,425	61,879	216,434	2,869	30,692	142,221	41,424	-	740,227	1,454,905	-	-	
Facilities, Infrastructure, and equipment, net of depreciation.....	3,862,056	573,912	188,919	1,586,137	56,835	1,295,265	105,434	7,279	5,507	7,681,344	6,730,919	2,620	3,597	
Total capital assets.....	3,971,339	709,337	250,798	1,802,571	59,704	1,325,957	247,655	48,703	5,507	8,421,571	8,185,824	2,620	3,597	
Total noncurrent assets.....	4,017,319	713,560	251,565	1,806,985	59,704	1,328,722	255,714	48,703	5,507	8,487,779	8,251,580	241,393	247,726	
Total assets.....	4,877,944	1,060,591	352,390	2,051,412	146,737	1,517,531	330,472	120,744	6,822	10,464,643	10,357,601	291,388	332,520	

(Continued)

CITY AND COUNTY OF SAN FRANCISCO

Budgetary Comparison Statement - General Fund (Continued)

Year ended June 30, 2003

(In Thousands)

	Original Budget	Final Budget	Actual Budgetary Basis	Variance Positive (Negative)
City Attorney.....	9,149	8,640	7,523	1,117
City Planning.....	12,316	12,821	12,821	-
Civil Service.....	703	743	710	33
Controller.....	20,958	20,978	19,875	1,103
Elections.....	8,939	8,862	8,486	376
Ethics Commission.....	2,156	2,178	1,357	821
Human Resources.....	21,056	22,386	22,017	369
Mayor.....	7,367	7,319	7,265	54
Retirement Services.....	246	156	156	-
Treasurer/Tax Collector.....	17,595	18,199	17,925	274
General City Responsibilities.....	54,556	61,416	52,677	8,739
Other financing uses:				
Debt Service.....	7,259	-	-	-
Transfers to other funds.....	301,969	313,341	296,795	16,546
Budgetary reserves and designations.....	57,117	83,595	5,279	78,316
Total charges to appropriations.....	2,366,261	2,430,502	2,248,659	181,843
Budgetary fund balance, June 30	\$ -	\$ 159,316	\$ 207,167	\$ 47,851

Explanation of differences between budgetary inflows and outflows, and GAAP revenues and expenditures:

Sources/inflows of resources	\$ 2,455,826
Actual amounts (budgetary basis) "available for appropriation".....	(385,027)
Difference - budget to GAAP:	(1,734)
The fund balance at the beginning of the year is a budgetary resource but is not a current year revenue for financial reporting purposes.....	(8,111)
Property tax revenue - Teeter Plan.....	3,810
Unrealized loss on investment.....	(935)
Interest reclassified as transfers from other funds.....	(104,935)
Proceeds from issuance of bonds and loans.....	\$ 1,958,894
Transfers from other funds are inflows of budgetary resources but are not revenues for financial reporting purposes.....	\$ 2,248,659
Total revenues as reported on the statement of revenues, expenditures, and changes in fund balances - governmental funds.....	(3,686)
Uses/outflows of resources	2,362
Actual amounts (budgetary basis) "total charges to appropriations".....	4,328
Difference - budget to GAAP:	(5,279)
Capital asset purchases funded under capital leases with Finance Corporation.....	(296,795)
Other budget to GAAP differences.....	\$ 1,949,589
Pension reimbursement.....	
Change recognized in budget basis reserves.....	
Transfers to other funds are outflows of budgetary resources but are not expenditures for financial reporting purposes.....	
Total expenditures as reported on the statement of revenues, expenditures, and changes in fund balances - governmental funds.....	

The notes to the financial statements are an integral part of this statement.

CITY AND COUNTY OF SAN FRANCISCO

Statement of Revenues, Expenses, and Changes in Fund Net Assets
Proprietary Funds

Year ended June 30, 2003
(with summarized financial information for the year ended June 30, 2002)

(In Thousands)

Table with columns for Business-type Activities - Enterprise Funds, Major Funds (San Francisco International Airport, Water Department, Hetch Hetchy Water and Power, Municipal Transportation Agency, General Hospital Medical Center, Clean Water Program, Port of San Francisco, Laguna Honda Hospital, Other Fund Parking Garages and Market Corporation), Total (2003, 2002), and Governmental Activities-Internal Service Funds (2003, 2002). Rows include Operating revenues, Operating expenses, Nonoperating revenues (expenses), and Operating grants.

The notes to the financial statements are an integral part of this statement.

CITY AND COUNTY OF SAN FRANCISCO

Statement of Net Assets - Proprietary Funds (Continued)

June 30, 2003
(with summarized financial information as of June 30, 2002)

(In Thousands)

Table with columns for Business-type Activities - Enterprise Funds, Major Funds (San Francisco International Airport, Water Department, Hetch Hetchy Water and Power, Municipal Transportation Agency, General Hospital Medical Center, Clean Water Program, Port of San Francisco, Laguna Honda Hospital, Other Fund Market Corporation), Total (2003, 2002), and Governmental Activities-Internal Service Funds (2003, 2002). Rows include LIABILITIES (Current, Restricted, Noncurrent) and NET ASSETS (Invested in capital assets, Restricted, Unrestricted).

The notes to the financial statements are an integral part of this statement.



**CITY AND COUNTY OF SAN FRANCISCO**  
**Statement of Cash Flows**  
**Proprietary Funds**  
**Year ended June 30, 2003**  
**(with summarized financial information for the year ended June 30, 2002)**  
**(In Thousands)**

	Business-type Activities - Enterprise Funds										Total		Governmental Activities-Internal Service Funds	
	Major Funds								Other Fund					
	San Francisco International Airport	Water Department	Hetch Hetchy Water and Power	Municipal Transportation Agency	General Hospital Medical Center	Clean Water Program	Port of San Francisco	Laguna Honda Hospital	Parking Garages and Market Corporation	2003	2002	2003	2002	
Cash flows from operating activities:														
Cash received from customers, including cash deposits.....	\$ 490,743	\$ 150,814	\$ 131,142	\$ 157,585	\$ 315,041	\$ 135,992	\$ 7,081	\$ -	\$ 1,296	\$ 1,389,694	\$ 1,359,427	\$ 111,900	\$ 115,302	
Cash received from patients and third party payors.....	-	-	-	-	-	-	-	120,371	-	120,371	103,145	-	-	
Cash received from tenants for rent.....	-	8,611	227	16,971	3,183	-	43,998	-	-	72,990	57,802	-	-	
Cash paid to employees for services.....	(151,608)	(43,845)	(20,258)	(395,833)	(236,562)	(35,222)	(19,995)	(134,106)	(170)	(1,037,599)	(942,718)	(41,043)	(38,873)	
Cash paid to suppliers for goods and services.....	(99,443)	(77,363)	(71,560)	(147,144)	(162,419)	(54,969)	(19,271)	(19,860)	(443)	(652,472)	(665,031)	(95,268)	(155,795)	
Cash paid for judgements and claims.....	-	(4,141)	(2,295)	(6,963)	-	(1,158)	-	-	-	(14,557)	(12,414)	-	-	
Net cash provided by (used in) operating activities.....	239,692	34,076	37,256	(375,384)	(80,757)	44,843	11,813	(33,595)	683	(121,573)	(99,789)	(24,411)	(79,366)	
Cash flows from noncapital financing activities:														
Operating grants.....	2,541	230	1,344	182,294	85,228	-	-	-	-	251,637	287,158	-	-	
Transfers in.....	-	-	-	202,465	86,271	-	-	33,110	-	321,846	214,381	197	512	
Transfers out.....	(16,823)	-	-	(54,531)	(73,307)	-	-	-	(1,866)	(146,527)	(89,982)	-	-	
Transit Impact Development fees received.....	-	-	-	3,199	-	-	-	-	-	3,199	7,062	-	-	
Other noncapital increases.....	-	-	-	-	6,190	-	-	-	-	6,190	5,224	-	-	
Other noncapital decreases.....	-	-	-	(171)	-	-	-	-	-	(171)	(536)	-	-	
Net cash provided by (used in) noncapital financing activities.....	(14,282)	230	1,344	333,256	84,382	-	-	33,110	(1,866)	436,174	423,307	197	512	
Cash flows from capital financing activities:														
Capital grants.....	27,523	-	-	128,360	-	-	1,145	-	-	157,028	272,423	-	-	
Transfers in.....	-	-	-	-	-	-	-	-	-	-	-	-	145,791	
Bond sale proceeds and loans received.....	507	164,665	971	66,988	-	32,998	-	-	(251)	265,878	200,623	11,070	7,928	
Proceeds from sale of capital assets.....	13	1,200	-	661	-	-	-	-	-	1,874	1,868	-	-	
Loss from disposition of fixed assets.....	-	-	-	(69)	-	-	-	-	-	(69)	-	-	-	
Proceeds from commercial paper borrowings.....	-	-	-	-	-	-	-	-	-	-	260,847	-	-	
Loans received.....	-	-	-	-	-	-	-	-	-	-	-	2,091	3,541	
Proceeds from passenger facility charges.....	53,435	-	-	-	-	-	-	-	-	53,435	30,606	-	-	
Acquisition of capital assets.....	(124,385)	(115,997)	(18,712)	(225,585)	(2,437)	(15,114)	(14,448)	(20,269)	(134)	(537,081)	(676,185)	(339)	(3,627)	
Retirement of capital leases, bonds and loans.....	(52,260)	(11,789)	-	(3,609)	-	(69,871)	(4,720)	(210)	-	(142,459)	(48,184)	(16,869)	(16,902)	
Retirement of commercial paper borrowings.....	-	(90,000)	-	-	-	-	-	-	-	(90,000)	(85,000)	-	-	
Bond issue costs paid.....	(736)	-	-	-	-	-	-	-	-	(736)	(3,764)	(264)	(67)	
Interest paid on long term debt.....	(221,220)	(21,855)	-	(4,686)	(1,807)	(15,820)	(2,253)	(228)	(153)	(267,822)	(342,736)	(6,129)	(7,468)	
Other capital financing increases.....	-	-	-	-	-	-	437	20,635	-	21,072	65,769	-	-	
Other capital financing decreases.....	(4,358)	-	-	(2,650)	-	-	(5,968)	-	-	(12,976)	(12,528)	-	-	
Net cash provided by (used in) capital financing activities.....	(321,481)	(73,576)	(17,741)	(40,590)	(4,244)	(67,807)	(25,807)	(72)	(538)	(551,856)	(336,261)	(10,440)	129,196	
Cash flows from investing activities:														
Purchases of investments with trustees.....	(2,157,006)	(205,149)	-	(1,376)	-	(58,390)	-	-	24	(2,421,897)	(2,057,219)	-	-	
Proceeds from sale of investments with trustees.....	2,166,717	204,945	-	4,600	-	68,372	5,359	-	-	2,449,993	1,959,929	-	-	
Purchases of restricted deposits and investments.....	(119,357)	-	-	-	-	-	-	-	-	(119,357)	(606,085)	-	-	
Proceeds from sale of restricted deposits and investments.....	324,859	-	-	-	-	-	-	-	-	324,859	1,063,255	-	-	
Interest income received.....	33,519	6,958	1,353	2,310	-	3,072	2,083	1,047	17	50,359	63,904	789	8,178	
Other investing activities.....	-	4,064	855	7,969	-	(573)	-	(33)	-	12,282	10,552	(106)	(85)	
Net cash provided by investing activities.....	248,732	10,818	2,208	13,503	-	12,481	7,442	1,014	41	296,239	432,336	683	8,093	
Net increase (decrease) in cash and cash equivalents.....	152,661	(26,452)	23,067	(69,215)	(619)	(10,683)	(6,552)	457	(1,680)	58,964	419,593	(33,971)	58,435	
Cash and cash equivalents-beginning of year.....	347,602	330,531	60,260	130,864	1,503	145,046	73,270	50,284	2,844	1,142,204	722,611	66,231	7,796	
Cash and cash equivalents-end of year.....	\$ 500,263	\$ 302,079	\$ 83,327	\$ 61,649	\$ 884	\$ 134,363	\$ 66,718	\$ 50,741	\$ 1,164	\$ 1,201,188	\$ 1,142,204	\$ 32,260	\$ 66,231	

The notes to the financial statements are an integral part of this statement.



*This page has been intentionally left blank.*

**CITY AND COUNTY OF SAN FRANCISCO**  
**Statement of Fiduciary Net Assets**  
**Fiduciary Funds**  
**June 30, 2003**  
**(In Thousands)**

	Pension and Other Employee Benefit Trust Funds	Investment Trust Fund	Agency Funds
<b>ASSETS</b>			
Deposits and investments with City Treasury.....	\$ 75,943	\$ 223,074	\$ 87,338
Deposits and investments outside City Treasury.....	11,139,540	-	1,005
Receivables:			
Payroll contribution.....	14,619	-	51,849
Interest and other.....	162,749	1,535	86,453
Invested securities lending collateral.....	1,107,990	-	-
Deferred charges and other assets.....	175	-	24,869
Total assets.....	<u>12,501,016</u>	<u>224,609</u>	<u>\$ 251,514</u>
<b>Liabilities</b>			
Accounts payable.....	16,165	652	52,887
Estimated claims payable.....	15,044	-	198,827
Agency obligations.....	-	-	-
Obligations under fixed coupon dollar repurchase agreements.....	205,782	-	-
Payable to brokers.....	560,809	-	-
Securities lending collateral.....	1,107,990	-	-
Deferred credits and other liabilities.....	24,043	-	-
Total liabilities.....	<u>1,929,833</u>	<u>652</u>	<u>\$ 251,514</u>
<b>Net Assets</b>			
Held in trust for pension and other employee benefits and pool participants.....	\$ 10,571,183	\$ 223,957	

The notes to the financial statements are an integral part of this statement.

**CITY AND COUNTY OF SAN FRANCISCO**  
**Statement of Cash Flows (Continued)**  
**Proprietary Funds**  
**Year ended June 30, 2003**  
**(with summarized financial information for the year ended June 30, 2002)**  
**(In Thousands)**

	Business-type Activities - Enterprise Funds								Other Fund		Governmental		
	San Francisco International Airport	Water Department	Hetch Hetchy Water and Power	Municipal Transportation Agency	General Hospital Medical Center	Clean Water Program	Port of San Francisco	Laguna Honda Hospital	Parking Garages and Market Corporation	Total	Total	2003	2002
Reconciliation of operating income (loss) to net cash provided by (used in) operating activities:													
Operating income (loss).....	\$ 53,110	\$ 2,730	\$ 36,780	\$ (467,011)	\$ (94,989)	\$ 5,568	\$ (4,291)	\$ (35,521)	\$ 418	\$ (503,206)	\$ (460,373)	\$ (845)	\$ (1,213)
Adjustments for non-cash activities:													
Depreciation and amortization.....	151,334	31,430	9,572	69,332	6,432	38,369	8,655	1,260	272	316,656	289,211	1,438	2,709
Provision for uncollectibles.....	39,917	-	-	2	31,351	461	365	946	-	73,042	28,788	-	-
Write off of capital assets.....	-	4,076	-	-	-	-	-	-	-	4,076	5,822	-	-
Other.....	-	(561)	(162)	-	-	147	(831)	-	-	(1,407)	(1,475)	-	-
Changes in assets/liabilities:													
Receivables, net.....	(8,793)	711	(1,315)	2,104	(24,288)	786	25	4,410	-	(28,340)	(70,553)	13,937	13,327
Due from other funds.....	-	-	(6,863)	-	754	-	-	-	-	(5,809)	(802)	-	-
Inventories.....	255	291	30	(6,452)	(942)	-	(40)	(20)	-	(6,878)	5,439	-	-
Deferred charges and other assets.....	-	-	-	(2,646)	2,742	-	3,766	-	(7)	3,855	(5,549)	(95)	(387)
Accounts payable.....	(4,691)	2,939	3,360	(5,193)	(6,452)	2,508	1,166	(1,079)	(13)	(7,455)	4,728	(2,101)	1,573
Accrued payroll.....	978	854	222	2,767	987	55	66	38	-	5,967	2,057	149	246
Accrued vacation and sick leave pay.....	-	733	(159)	3,051	584	168	95	187	-	4,659	3,409	771	266
Accrued workers' compensation.....	-	2,514	268	26,711	7,749	1,135	481	2,557	-	41,395	24,209	87	434
Estimated claims payable.....	-	(1,145)	(3,477)	(1,039)	3,980	(3,754)	300	-	-	(5,135)	(9,050)	-	-
Due to other funds.....	114	1,043	(1,200)	1,600	(8,684)	(800)	2,000	(4,532)	-	(10,459)	41,878	-	-
Deferred credits and other liabilities.....	7,488	(11,539)	-	1,390	(1)	-	76	(1,841)	13	(4,434)	42,482	(37,732)	(96,321)
Total adjustments.....	186,582	31,346	476	91,627	14,232	39,075	16,104	1,926	265	381,633	360,584	(23,566)	(78,153)
Net cash provided by (used in) operating activities.....	\$ 239,692	\$ 34,076	\$ 37,256	\$ (375,384)	\$ (80,757)	\$ 44,643	\$ 11,813	\$ (33,595)	\$ 683	\$ (121,573)	\$ (99,789)	\$ (24,411)	\$ (79,366)
Reconciliation of cash and cash equivalents to the balance sheet:													
Deposits and investments with City Treasury:													
Unrestricted.....	\$ 271,646	\$ 189,359	\$ 83,317	\$ 9,110	\$ 874	\$ 49,007	\$ 52,842	\$ -	\$ -	\$ 656,155	\$ 754,778	\$ 9,105	\$ 14,499
Restricted.....	255,301	112,680	-	45,614	-	85,356	3,859	51,492	-	554,302	601,351	-	-
Unrestricted deposits and investments outside City Treasury.....	10	40	10	6,764	10	-	9	1	1,164	8,008	3,508	23,155	51,732
Total deposits and investments.....	526,957	302,079	83,327	61,488	884	134,363	56,710	51,493	1,164	1,218,465	1,359,637	32,260	66,231
Add: Restricted deposits outside City Treasury meeting the definition of cash equivalents.....	-	-	-	161	-	-	10,567	100	-	10,828	15,322	-	-
Less: Deposits and investments not meeting the definition of cash equivalents.....	(26,694)	-	-	-	-	-	(559)	(852)	-	(28,105)	(232,755)	-	-
Cash and cash equivalents at end of year on statement of cash flows.....	\$ 500,263	\$ 302,079	\$ 83,327	\$ 61,649	\$ 884	\$ 134,363	\$ 66,718	\$ 50,741	\$ 1,164	\$ 1,201,188	\$ 1,142,204	\$ 32,260	\$ 66,231

The notes to the financial statements are an integral part of this statement.

**CITY AND COUNTY OF SAN FRANCISCO  
NOTES TO BASIC FINANCIAL STATEMENTS  
June 30, 2003**

**(1) THE FINANCIAL REPORTING ENTITY**

San Francisco is a city and county chartered by the State of California and as such can exercise the powers as both a city and a county under state law. As required by generally accepted accounting principles, the accompanying financial statements present the City and County of San Francisco (the City or Primary Government) and its component units. The component units discussed below are included in the City's reporting entity because of the significance of their operations or financial relationships with the City.

As a government agency, the City is exempt from both federal income taxes and California State franchise taxes.

**Blended Component Units**

Following is a description of those legally separate component units for which the City is financially accountable that are blended with the Primary Government because of their individual governance or financial relationships to the City.

**San Francisco County Transportation Authority (Authority)** - The Authority was created in 1989 by the voters of the City and County of San Francisco to impose a voter-approved sales and use tax of one-half of one percent to fund essential traffic and transportation projects. A Board consisting of the eleven members of the City's Board of Supervisors serving ex officio governs the Authority. The operations of the Authority are reported within other governmental funds. Financial statements for the Authority can be obtained from the Authority's administrative offices at 100 Van Ness Avenue, San Francisco, CA 94102.

**San Francisco Finance Corporation (Finance Corporation)** - The Finance Corporation was created in 1990 by a vote of the electorate to allow the City to lease-purchase \$20 million (plus 5% per year growth) of equipment using tax-exempt obligations. Although legally separate from the City, the Finance Corporation is reported as if it were part of the primary government because its sole purpose is to provide lease financing to the City. Financial statements for the Finance Corporation can be obtained from the Finance Corporation's administrative offices at City Hall, Room 336, #1 Dr. Carlton B. Goodlett Place, San Francisco, CA 94102.

**San Francisco Parking Authority (Parking Authority)** - The Parking Authority was created in October 1949. In accordance with Proposition D authorized by the City's electorate in November 1988, a City Charter amendment created the Parking and Traffic Commission (DPT). The DPT consists of five commissioners appointed by the mayor. Upon creation of the DPT, the responsibility to oversee the City's off-street parking operations was transferred from the Parking Authority to the DPT. The staff and fiscal operations of the Parking Authority were also incorporated into the DPT. Beginning on July 1, 2002, the responsibility for overseeing the operations of the DPT became the responsibility of the Municipal Transportation Agency (MTA) pursuant to Proposition E which was passed by the voters in November 1999. Accordingly, the assets and liabilities of the DPT were transferred from the general and other governmental funds to the MTA (Note 2(b)) which is reported as an enterprise fund. Separate financial statements are not prepared for the Parking Authority. Further information about the Parking Authority can be obtained from the Parking Authority's administrative offices at 25 Van Ness Avenue, San Francisco, CA 94102.

**Discretely Presented Component Units**

**San Francisco Redevelopment Agency (Agency)** - The Agency is a public body, corporate and politic, organized and existing under the Community Redevelopment Law of the State of California. Seven commissioners who are appointed by the Mayor, subject to confirmation by the City's Board of Supervisors, govern it. The Agency has adopted as its mission the creation of affordable housing and economic development opportunities Citywide. Included in its financial data are the accounts of the San Francisco Redevelopment Financing Authority (SFRFA), a component unit of the Agency. The SFRFA is a separate joint-powers authority formed between the Agency and the City to facilitate the long-term

**CITY AND COUNTY OF SAN FRANCISCO  
Statement of Changes in Fiduciary Net Assets**

**Fiduciary Funds**

Year ended June 30, 2003

(In Thousands)

	Pension and Other Employee Benefit Trust Funds	Investment Trust Fund
Additions:		
Employees' contributions.....	\$ 230,173	\$ -
Employer contributions.....	309,682	-
Contributions on pooled investments.....	-	1,890,091
Total contributions.....	539,855	1,890,091
Investment income:		
Interest.....	175,941	5,449
Dividends.....	73,415	-
Net increase in fair value of investments.....	171,972	-
Securities lending income.....	22,288	-
Fixed coupon dollar repurchase agreement income.....	4,197	-
Total investment income.....	447,813	5,449
Less investment expenses:		
Securities lending borrower rebates and expenses.....	(15,778)	-
Fixed coupon dollar repurchase finance charges and expenses.....	(3,038)	-
Other expenses.....	(21,454)	-
Total investment expenses.....	(40,270)	-
Total additions, net.....	947,398	1,895,540
Deductions:		
Benefit payments.....	811,584	-
Returns of contributions.....	8,214	-
Distribution from pooled investments.....	-	1,972,156
Administrative expenses.....	10,744	-
Total deductions.....	830,542	1,972,156
Change in net assets.....	116,856	(76,616)
Net assets at beginning of year.....	10,454,327	300,573
Net assets at end of year.....	\$ 10,571,183	\$ 223,957

The notes to the financial statements are an integral part of this statement.

**CITY AND COUNTY OF SAN FRANCISCO**  
**NOTES TO BASIC FINANCIAL STATEMENTS (Continued)**  
**June 30, 2003**

financing of Agency activities. The Agency's governing commission serves as the Board of Directors of the SFRFA.

In Fiscal Year 2002 the Public Initiatives Development Corporation (PIDC) was formed to develop affordable housing on the Agency's behalf. The Board of PIDC is comprised of management of the Agency and other appointed individuals. Future funding will be dependent on the Agency and as such, PIDC is reported as a blended component unit of the agency. Activities during the year are predevelopment activities including design and financing of a 106 affordable units mixed-use development.

The Agency's governing body is not substantively the same as that of the City, and the Agency does not provide services entirely or almost entirely to the City. The Agency is reported in a separate column to emphasize that it is legally separate from the City. The City is financially accountable for the Agency through the appointment of the Agency's Board and the ability of the City to approve the Agency's budget. Disclosures related to the Agency, where significant, are identified separately throughout these notes. Complete financial statements can be obtained from the Agency's administrative offices at 770 Golden Gate Ave., San Francisco, CA 94102.

*Treasure Island Development Authority (TIDA)* – The TIDA is a nonprofit public benefit corporation. The TIDA was authorized in accordance with the Treasure Island Conversion Act of 1997 and designated as a redevelopment agency pursuant to Community Redevelopment Law of the State of California. Seven commissioners who are appointed by the Mayor, subject to confirmation by the City's Board of Supervisors, govern the TIDA. The specific purpose of the TIDA is to promote the planning, redevelopment, reconstruction, rehabilitation, reuse and conversion of the property known as Naval Station Treasure Island for the public interest, convenience, welfare and common benefit of the inhabitants of the City. The TIDA has adopted as its mission the creation of affordable housing and economic development opportunities on Treasure Island.

The TIDA's governing body is not substantively the same as that of the City and the TIDA does not provide services entirely or almost entirely to the City. The TIDA is reported in a separate column to emphasize that it is legally separate from the City. The City is financially accountable for the TIDA through the appointment of the TIDA's Board and the ability of the City to approve the TIDA's budget. Disclosures related to the TIDA, where significant, are separately identified throughout these notes. Separate financial statements are not prepared for TIDA. Further information about TIDA can be obtained from the TIDA administrative offices at 410 Palm Avenue, Building 1, Room 223, Treasure Island, San Francisco, CA 94130.

**Non Disclosed Organizations**

There are other governmental agencies that provide services within the City and County of San Francisco. These entities have independent governing boards and the City is not financially accountable for them. The City's basic financial statements, except for certain cash held by the City as an agent, do not reflect operations of the San Francisco Airport Improvement Corporation, San Francisco Health Authority, San Francisco Housing Authority, Private Industry Council of San Francisco, San Francisco Unified School District and San Francisco Community College District. The City is represented in two regional agencies, the Bay Area Rapid Transit District (BART) and the Bay Area Air Quality Management District (BAAQM), which are also excluded from the City's reporting entity.

**CITY AND COUNTY OF SAN FRANCISCO**  
**NOTES TO BASIC FINANCIAL STATEMENTS (Continued)**  
**June 30, 2003**

**(2) SUMMARY OF SIGNIFICANT ACCOUNTING POLICIES**

**(a) Government-wide and fund financial statements**

The government-wide financial statements (i.e., the statement of net assets and the statement of changes in net assets) report information on all of the non-fiduciary activities of the primary government and its component units. For the most part, the effect of interfund activity has been removed from these statements. Governmental activities, which normally are supported by taxes and intergovernmental revenues, are reported separately from business-type activities which rely, to a significant extent, on fees and charges for support. Likewise, the primary government is reported separately from certain legally separate component units for which the primary government is financially accountable.

The statement of activities demonstrates the degree to which the direct expenses of a given function or segment are offset by program revenues. Direct expenses are those that are clearly identifiable with a specific function or segment. Program revenues include (1) charges to customers or applicants who purchase, use, or directly benefit from goods, services, or privileges provided by a given function or segment and (2) grants and contributions that are restricted to meeting the operational or capital requirements of a particular function or segment. Taxes and other items not properly included among program revenues are reported instead as general revenues.

Separate financial statements are provided for governmental funds, proprietary funds, and fiduciary funds, even though the latter are excluded from the government-wide financial statements. Major individual governmental funds and major individual enterprise funds are reported as separate columns in the fund financial statements.

The basic financial statements include certain prior-year summarized comparative information. This information is presented only to facilitate financial analysis.

**(b) Measurement focus, basis of accounting, and financial statement presentation**

The government-wide financial statements are reported using the economic resources measurement focus and the accrual basis of accounting, as are the proprietary fund and fiduciary fund financial statements. Revenues are recorded when earned and expenses are recorded when a liability is incurred, regardless of the timing of related cash flows. Property taxes are recognized as revenues in the year for which they are levied. Grants and similar items are recognized as revenue as soon as all eligibility requirements have been met.

Governmental fund financial statements are reported using the current financial resources measurement focus and the modified accrual basis of accounting. Revenues are recognized as soon as they are both measurable and available. Revenues are considered to be available when they are collectible within the current period or soon enough thereafter to pay liabilities of the current period. The City considers property tax revenues to be available if they are collected within 60 days of the end of the current fiscal period. All other revenues are considered to be available if they are generally collected within 120 days of the end of the current fiscal period. It is the City's policy to submit reimbursement and claim requests for federal and state grant revenues within 30 days of the end of the program cycle and payment is generally received within the first or second quarter of the following fiscal year. Expenditures generally are recorded when a liability is incurred, as under accrual accounting. However, debt service expenditures, as well as expenditures related to vacation, sick leave, claims and judgments, are recorded only when payment is due.

Property taxes, other local taxes, licenses, and interest associated with the current fiscal period are all considered susceptible to accrual and so have been recognized as revenues of the current fiscal period. All other revenue items are considered to be measurable and available only when the City receives cash.

CITY AND COUNTY OF SAN FRANCISCO  
NOTES TO BASIC FINANCIAL STATEMENTS (Continued)  
June 30, 2003

The City reports the following major governmental fund:

The **General Fund** is the City's primary operating fund. It accounts for all financial resources of the City except those required to be accounted for in another fund.

The City reports the following major proprietary (enterprise) funds:

The **San Francisco International Airport Fund** accounts for the activities of the City-owned commercial service airport in the San Francisco Bay Area.

The **Water Department Fund** accounts for the activities of the San Francisco Water Department. It is engaged in the distribution of water to the City and certain suburban areas.

The **Hetch Hetchy Water and Power Fund** accounts for the activities of Hetch Hetchy Water and Power Department (Hetch Hetchy). The department is engaged in the collection and conveyance of approximately 85% of the City's water supply and in the generation and transmission of electricity.

The **Municipal Transportation Agency Fund** accounts for the activities of the Municipal Transportation Agency (MTA). The MTA was established by Proposition E, passed by the City's voters in November 1999. The MTA includes the San Francisco Municipal Railway (MUNI), San Francisco Municipal Railway Improvement Corporation (SFMRIC), and beginning on July 1, 2002 the operations of the Parking and Traffic Commission (DPT), which includes the Parking Authority. MUNI was established in 1912 and is responsible for the operations of the City's public transportation system. SFMRIC is a nonprofit corporation established to provide capital financial assistance for the modernization of MUNI by acquiring, constructing, and financing improvements to the City's public transportation system. DPT is responsible for proposing and implementing street and traffic changes and oversees the City's off-street parking operations. DPT is a separate department of the MTA. Through June 30, 2002, DPT's activities were reported in the general fund, other governmental funds and the parking garages fund. The later account for the activities of various non-profit corporations formed by the Parking Authority to provide financial and other assistance to the City to acquire land, construct facilities, and manage various parking facilities.

The **General Hospital Medical Center Fund** accounts for the activities of the San Francisco General Hospital Medical Center, a City-owned acute care hospital.

The **Clean Water Program Fund** accounts for the activities of the Clean Water Program (CWP). It was created after the San Francisco voters approved a proposition in 1976, authorizing the City to issue \$240 million in bonds for the purpose of acquiring, construction, improving, and financing improvements to the City municipal sewage treatment and disposal system.

The **Port of San Francisco Fund** accounts for the activities of the Port of San Francisco. This was established in 1969 after the San Francisco voters approved a proposition to accept the transfer of the Harbor of San Francisco from the State of California.

The **Laguna Honda Hospital Fund** accounts for the activities of Laguna Honda Hospital, the City-owned skilled nursing facility which specializes in serving elderly and disabled residents.

Additionally, the City reports the following fund types:

The **Permanent Fund** accounts for resources that are legally restricted to the extent that only earnings, not principal, may be used for purposes that support specific programs.

The **Internal Service Funds** account for the financing of goods or services provided by one City department to another City department on a cost reimbursement basis. Internal Service Funds

CITY AND COUNTY OF SAN FRANCISCO  
NOTES TO BASIC FINANCIAL STATEMENTS (Continued)  
June 30, 2003

account for the activities of the equipment maintenance services, centralized printing and mailing services, centralized telecommunications and information services, and lease financing through the Finance Corporation.

The **Pension and Other Employee Benefit Trust Funds** reflect the activities of the Employees' Retirement System and the Health Service System. The Retirement System accounts for employee contributions, City contributions, and the earnings and profits from investments. It also accounts for the disbursements made for employee retirements, withdrawals, disability and death benefits as well as administrative expenses. The Health Service System accounts for contributions from active and retired employees and surviving spouses, City contributions, and the earnings and profits from investments. It also accounts for the disbursements to various health plans and health care providers for the medical expenses of beneficiaries.

The **Investment Trust Fund** accounts for the external portion of the Treasurer's Office investment pool. The funds of the San Francisco Community College District, San Francisco Unified School District, and the Trial Courts are accounted for within the Investment Trust Fund.

The **Agency Funds** account for the resources held by the City in a custodial capacity on behalf of other agencies.

Private-sector standards of accounting and financial reporting issued prior to December 1, 1989, generally are followed in both the government-wide and proprietary fund financial statements to the extent that those standards do not conflict with or contradict guidance of the Governmental Accounting Standards Board. Governments also have the option of following subsequent private-sector guidance for their business-type activities and enterprise funds, subject to this same limitation. The City has elected not to follow subsequent private-sector guidance.

In general, the effect of interfund activity has been eliminated from the government-wide financial statements. Exceptions to this rule are charges to other City Departments from the Water Department and Hetch Hetchy. These charges have not been eliminated because elimination would distort the direct costs and program revenues reported in the Statement of Activities.

Proprietary funds distinguish operating revenues and expenses from non-operating items. Operating revenues and expenses generally result from providing services in connection with the fund's principal ongoing operations. The principal operating revenues of the City's enterprise and internal service funds are charges for customer services including: water, sewer and power charges, public transportation fees, airline fees and charges, parking fees, hospital patient service fees, commercial and industrial rents, printing services, vehicle maintenance fees, telecommunication and information system support charges, and equipment rentals of the Finance Corporation. Operating expenses for enterprise funds and internal service funds include the cost of services, administrative expenses, and depreciation on capital assets. All revenues and expenses not meeting this definition are reported as non-operating revenues and expenses.

When both restricted and unrestricted resources are available for use, it is the City's policy to use restricted resources first, then unrestricted resources as they are needed.

**(c) Budgetary Data**

The City adopts annual budgets for all governmental funds on a modified accrual basis of accounting except for capital project funds, and certain debt service funds which adopt project length budgets.

The budget of the City is a detailed operating plan, which identifies estimated costs and results in relation to estimated revenues. The budget includes (1) the programs, projects, services, and activities to be provided during the fiscal year, (2) the estimated resources (inflows) and amounts available for appropriation and (3) the estimated charges to appropriations. The budget represents a process through

**CITY AND COUNTY OF SAN FRANCISCO**  
**NOTES TO BASIC FINANCIAL STATEMENTS (Continued)**  
**June 30, 2003**

which policy decisions are made, implemented, and controlled. The City Charter prohibits expending funds for which there is no legal appropriation.

The Administrative Code Chapter 3 outlines the City's general budgetary procedures, with Section 3.3 detailing the budget timeline. A summary of the key budgetary steps and data reflected in the financial statements is as follows:

**Original Budget**

- (1) Departments and Commissions conduct hearings to obtain public comment on their proposed annual budgets beginning in December and submit their budget proposals to the Controller's Office no later than February 21.
- (2) The Controller's Office consolidates the budget estimates and transmits them to the Mayor's Office. Staff of the Mayor's Office analyze, review and refine the budget estimates before transmitting the Mayor's Proposed Budget to the Board of Supervisors.
- (3) By the first working day of May, the Mayor submits the Proposed Budget to the Board of Supervisors for departments that are not supported by the City's General Fund or departments that do not rely on the State's budget submission in May for their revenue sources.
- (4) By the first working day of June, the Mayor submits the complete Proposed Budget to the Board of Supervisors along with a draft of the annual appropriation ordinance prepared by the Controller's Office.
- (5) Within five working days of the Mayor's proposed budget transmission to the Board of Supervisors, the Controller reviews the estimated revenues and assumptions in the Mayor's Proposed Budget and provides an opinion as to their accuracy and reasonableness. The Controller also may make a recommendation regarding prudent reserves given the Mayor's proposed resources and expenditures.
- (6) The appropriate Committee of the Board of Supervisors conducts hearings, obtains public comment, and reviews the Mayor's proposed annual budget. The Committee recommends an interim budget reflecting the Mayor's budget transmittal and, by June 30, the Board of Supervisors passes an interim budget.
- (7) Not later than the last working day of July, the Board of Supervisors adopts the annual budget through passage of the Annual Appropriation Ordinance, the legal authority for enactment of the budget.

**Final Budget**

The final budgetary data presented in the basic financial statements reflects the following changes to the original budget:

- (1) Certain annual appropriations are budgeted on a project or program basis. If such projects or programs are not completed at the end of the fiscal year, unexpended appropriations, including encumbered funds, are carried forward to the following year. In certain circumstances, other programs and regular annual appropriations may be carried forward after appropriate approval. Annually appropriated funds, not authorized to be carried forward, lapse at the end of the fiscal year. Appropriations carried forward from the prior year are included in the final budgetary data.
- (2) Appropriations may be adjusted during the year with the approval of the Mayor and the Board of Supervisors, e.g. supplemental appropriations. Additionally, the Controller is authorized to make

**CITY AND COUNTY OF SAN FRANCISCO**  
**NOTES TO BASIC FINANCIAL STATEMENTS (Continued)**  
**June 30, 2003**

certain transfers of surplus appropriations within a department. Such adjustments are reflected in the final budgetary data.

The Annual Appropriation Ordinance adopts the budget at the character level of expenditure within departments. As described above, the Controller is authorized to make certain transfers of appropriations within departments. Accordingly, the legal level of budgetary control by the Board of Supervisors is the department level.

Budgetary data, as revised, is presented in the basic financial statements for the General Fund. Final budgetary data excludes the amount reserved for encumbrances for appropriate comparison to actual expenditures.

Generally, new or one-time federal and state grants, other capital projects, and debt issues are budgeted by the Mayor and the Board of Supervisors as a supplemental appropriation.

**(d) Deposits and Investments**

**Investment in the Treasurer's Pool**

The Treasurer invests on behalf of most funds of the City and external participants in accordance with the City's investment policy and the California State Government Code. The City Treasurer who reports on a monthly basis to the Board of Supervisors manages the Treasurer's pool. In addition, the function of the County Treasury Oversight Committee is to review and monitor the City's investment policy and to monitor compliance with the investment policy and reporting provisions of the law through an annual audit.

The Treasurer's investment pool consists of two components: 1) pooled deposits and investments and 2) dedicated investment funds. The dedicated investment funds represent restricted funds and relate to bond issuance of the Enterprise Funds and the General Fund's cash reserve requirement. In addition to the Treasurer's investment pool, the City has other funds that are held by trustees. These funds are related to the issuance of bonds and certain loan programs of the City. The investments of the Employees' Retirement System and deposits and investments of the Redevelopment Agency are held by trustees (note 5).

The San Francisco Unified School District, San Francisco Community College District, and the Trial Courts of the State of California are voluntary participants in the City's investment pool. As of June 30, 2003, \$224 million was held on behalf of these voluntary participants. The total percentage share of the Treasurer's pool that relates to these three external participants is 9.69%. The deposits held for these entities are included in the Investment Trust Fund. The City has not provided nor obtained any legally binding guarantees during the fiscal year ended June 30, 2003 to support the value of shares in the pool.

For reports on the external investment pool, contact the Office of the Treasurer, Room 140, City Hall, 1 Dr. Carlton B. Goodlett Place, San Francisco, CA 94102.

**Investment Valuation**

**Treasurer's Pool** – Substantially all investments are carried at fair value. The fair value of pooled investments is determined annually and is based on current market prices. The fair value of participants' position in the pool is the same as the value of the pool shares. The method used to determine the value of participants' equity withdrawn is based on the book value of the participants' percentage participation at the date of such withdrawal. In the event that a certain fund overdraws its share of pooled cash, the overdraft is reported as a due to the General Fund. Certain US government securities that have a remaining maturity at time of purchase of one year or less are carried at amortized cost, which approximates market value.

**Employees' Retirement System (Retirement System)** - Investments are reported at fair value. Securities traded on national or international exchanges are valued at the last reported sales price at current

**CITY AND COUNTY OF SAN FRANCISCO**  
**NOTES TO BASIC FINANCIAL STATEMENTS (Continued)**  
**June 30, 2003**

exchange rates. Investments that do not have an established market price are reported at estimated fair value. Purchases and sales of investments are recorded on a trade date basis. The fair values of real estate holdings are estimated primarily on appraisals prepared by third-party appraisers. The fair values of venture capital investments are estimated based primarily on audited financial statements provided by the individual fund managers. Such market value estimates involve subjective judgments, and the actual market price of these investments can only be determined by negotiation between independent third parties in a sales transaction.

Investments in forward currency contract investments are commitments to purchase or sell stated amounts of foreign currency. Changes in market value of open contracts are immediately recognized as gains or losses. The market values of forward currency contracts are determined by quoted currency prices from national exchanges. As of June 30, 2003, the fair value of open purchase contracts was \$757.8 million, offset by the fair value of open sales contracts of (\$755) million for a net fair value of \$2.8 million. The Retirement System utilized contracts netting to \$303.8 million to hedge (or decrease) the currency risk of foreign investments or to settle trades, and contracts netting to \$306.6 million to increase investment exposure in foreign currencies beyond the amounts reported as international investment securities or to settle trades. Additionally, contracts may be used to effectively cancel previous contracts.

The City Charter and Retirement System Board (Board) policies permit the Retirement System to use investments of the Retirement System's Pension Plan (the Plan) to enter into securities lending transactions. These are loans of securities to broker-dealers and other entities for collateral, with a simultaneous agreement to return collateral for the same securities in the future. The Retirement System's securities custodians are agents in lending the Plan's securities for cash collateral of 102% for domestic securities and 105% for international securities. Securities on loan at year-end are presented as "non-categorized" in the schedule of custodial risk (note 5). As of June 30, 2003, the Retirement System has no credit risk exposure to borrowers because the amounts the Retirement System owes the borrowers exceed the amounts the borrowers owe the Retirement System. Contracts with the lending agents require them to indemnify the Retirement System if the borrowers fail to return the securities (and if the collateral were inadequate to replace the securities lent) or if the borrowers fail to pay the Retirement System for income distributions by the securities issuers while the securities are on loan. Non cash collateral cannot be pledged or sold unless the borrower defaults.

Either the Retirement System or the borrower can terminate all securities loans on demand, although the average term of the loans is thirty-three days. In lending domestic securities, cash collateral is invested in the lending agent's short-term investment pool, which at year-end had a weighted-average maturity of forty-eight days. In lending international securities, cash collateral is invested in a separate short-term investment pool, which at year-end had a weighted-average of maturity of three days. The relationship between the maturities of the investment pools and the Retirement System's loans is affected by the maturities of the securities loans made by other entities that use the agent's pool, which the Retirement System cannot determine. Cash collateral may also be invested separately in term loans, in which case the maturity of the loaned securities matches the term of the loan. Cash received as collateral on securities lending transactions is reported as an asset, and liabilities from these transactions are reported in the statement of net assets. Additionally, the costs of securities lending transactions, such as borrower rebates and fees, are recorded as expenses.

The City Charter and Board policies permit the Retirement System to use investments to enter into fixed coupon dollar repurchase agreements, that is, a sale of securities with a simultaneous agreement to repurchase similar securities in the future at a lower price that reflects a financing rate. The fair value of the securities underlying fixed coupon dollar repurchase agreements equals the cash received. If the dealers default on their obligations to resell these securities to the Retirement System at the agreed buy back price, the Retirement System could suffer an economic loss if the securities have to be purchased in the open market at a price higher than the agreed-upon buy back price. This credit exposure at June 30, 2003 was approximately \$1.8 million.

**CITY AND COUNTY OF SAN FRANCISCO**  
**NOTES TO BASIC FINANCIAL STATEMENTS (Continued)**  
**June 30, 2003**

Investments in S&P 500 futures contracts are used to replicate the performance of the S&P 500 index while lowering transaction costs. Changes in market value of open contracts are immediately recognized as gains or losses. At June 30, 2003, the fair value of total open contracts was \$0. Changes in market value of open contracts are immediately recognized as gains or losses.

Investments in fixed income future contracts are used to hedge two fixed income portfolios as their assigned performance benchmark is the Lehman Brothers Global Aggregate Index-Hedged. As of June 30, 2003, the market value of open contracts was \$92 thousand. Changes in the market value of open contracts are immediately recognized as gains or losses.

*Other funds* – Non-pooled investments are also generally carried at fair value. However, money market investments (such as short term, highly liquid debt instruments including commercial paper, bankers' acceptances, and U.S. Treasury and agency obligations), and participating interest-earning investment contracts (such as negotiable certificates of deposit, repurchase agreements and guaranteed or bank investment contracts) that have a remaining maturity at the time of purchase of one year or less are carried at amortized cost which approximates market value. The fair value of non-pooled investments is determined annually and is based on current market prices. The fair value of investments in open-end mutual funds is determined based on the fund's current share price.

*Component Unit - San Francisco Redevelopment Agency* - Investments are stated at fair value except for money market investments with maturities of one year or less which have been stated at amortized cost. The fair value of investments has been obtained by using market quotes as of June 30, 2003, and reflects the values as if the Agency were to liquidate the securities on that date.

**Investment Income**

Income from pooled investments is allocated at month end to the individual funds or external participants based on the fund or participant's average daily cash balance in relation to total pooled investments. City management has determined that the investment income related to certain funds should be allocated to the General Fund. On a budget basis, the interest income is recorded in the General Fund. On a generally accepted accounting principles (GAAP) basis, the income is reported in the fund where the related investments reside. A transfer is then recorded to transfer an amount equal to the interest earnings to the General Fund. This is the case for certain other governmental funds, Internal Service Funds, and Trust and Agency Funds.

It is the City's policy to charge interest at month end to those funds that have a negative average daily cash balance. In certain instances, City management has determined that the interest expense related to the fund should be allocated to the General Fund. On a budget basis, the interest expense is recorded in the General Fund. On a GAAP basis, the interest expense is recorded in the fund and then a transfer from the General Fund for an amount equal to the interest expense is made to the fund. This is the case for certain other governmental funds, MTF, Laguna Honda Hospital, General Hospital Medical Center, and the Internal Service Funds.

Income from non-pooled investments is recorded based on the specific investments held by the fund. The interest income is recorded in the fund that earned the interest.

**(e) Loans Receivable**

For the purposes of the fund financial statements, the other governmental funds expenditures relating to long-term loans arising from loan subsidy programs are charged to operations upon funding and the loans are recorded, net of an estimated allowance for potentially uncollectible loans, with an offset to a deferred credit account.

The Mayor's Office of Housing administers several housing programs and issues loans to qualified applicants. Many of these loans may be forgiven if certain terms and conditions of the loans are met. They

**CITY AND COUNTY OF SAN FRANCISCO  
NOTES TO BASIC FINANCIAL STATEMENTS (Continued)  
June 30, 2003**

are accounted for in the other governmental funds as long-term loans receivable with an allowance for forgivable loans, and an offsetting deferred credit account.

For purposes of the government-wide financial statements, long-term loans are not offset by deferred credit accounts.

**(f) Inventory**

Inventory recorded in the proprietary funds primarily consists of construction materials and maintenance supplies, as well as pharmaceutical supplies maintained by the hospitals. During the year ended June 30, 2003, re-built inventory items including motors, transmissions, and other smaller parts from MUNI coaches were included in materials and supplies inventory. Previously, the actual costs of in-house re-built inventory items were expensed as incurred. Generally, proprietary funds value inventory at cost or average cost and expense supply inventory as it is consumed. This is referred to as the consumption method of inventory accounting. An exception is the CWP which accounts for materials and supplies using the purchase method. This method records items as expenses when they are acquired. The governmental fund types also use the purchase method to account for supply inventories.

**(g) Redevelopment Agency Property Held for Resale**

Property held for resale is recorded as an asset at the lower of estimated cost or estimated conveyance value. Estimated conveyance value is management's estimate of net realizable value of a property based on current intended use.

**(h) Capital Assets**

Capital assets, which include land, facilities and improvements, machinery and equipment, and infrastructure assets, are reported in the applicable governmental or business-type activity columns in the government-wide financial statements. Capital assets are defined as assets with an initial individual cost of more than \$5,000 and an estimated useful life in excess of one year. Such assets are recorded at historical cost or estimated historical cost if purchased or constructed. Donated capital assets are recorded at estimated fair market value at the date of donation. Capital outlay is recorded as expenditures of the General Fund and other governmental funds and as assets in the government-wide financial statements to the extent the City's capitalization threshold is met. Interest incurred during the construction phase of the capital assets of business-type activities is reflected in the capitalized value of the asset constructed, net of interest earned on the invested proceeds over the same period. Amortization of assets acquired under capital lease is included in depreciation and amortization. Facilities and improvements, infrastructure, machinery and equipment, and easements of the primary government, as well as the component units, are depreciated using the straight line method over the following estimated useful lives:

Assets	Years
Facilities and Improvements	15 to 175
Infrastructure	15 to 70
Machinery and Equipment	2 to 75
Easements	20

Works of art, historical treasures and zoological animals held for public exhibition, education, or research in furtherance of public service, rather than financial gain, are not capitalized. These items are protected, kept unencumbered, cared for and preserved by the City. It is the City's policy to utilize proceeds from the sale of these items for the acquisition of other items for collection and display.

**CITY AND COUNTY OF SAN FRANCISCO  
NOTES TO BASIC FINANCIAL STATEMENTS (Continued)  
June 30, 2003**

**(i) Accrued Vacation and Sick Leave Pay**

Vacation pay, which may be accumulated up to ten weeks depending on an employee's length of service, is payable upon termination.

Sick leave may be accumulated up to six months. Unused amounts accumulated prior to December 6, 1978 are vested and payable upon termination of employment by retirement or disability caused by industrial accident or death. Effective July 1, 2002, the City established a pilot "wellness incentive program" (the Program) to promote workforce attendance. The Program was negotiated as part of the July 1, 2001 to June 30, 2003 labor contract between the City and forty-one labor organizations, representing about 48% of the City's workforce. It is described in a Memorandum of Understanding (MOU) dated July 1, 2001, between the City and the affected labor organizations. Under the terms of this MOU and the labor contracts, the Program is in effect from July 1, 2002 to June 30, 2005.

This Program provides:

Effective July 1, 2002, any full-time employee leaving the employment of the City upon service or disability retirement may receive payment for a portion of sick leave earned but unused at the time of separation. The amount of this payment shall be equal to 2.5% of sick leave balances earned but unused at the time of separation times the number of whole years of continuous employment times an employee's salary rate, exclusive of premiums of supplements, at the time of separation. Vested sick leave hours as described by Civil Service Commission rules, shall not be included in this computation.

The City accrues for all salary-related items, including the Program, in the government-wide and proprietary fund financial statements for which they are liable to make a payment directly and incrementally associated with payments made for compensated absences on termination. The City includes its share of social security and Medicare payments made on behalf of the employees in the accrual for vacation and sick leave pay.

Effective July 1, 2002, management adopted a policy to charge accrued vacation and sick leave for certain health employees to the Department of Public Health to reflect the organization's structure. Prior to July 1, 2002, accrued vacation and sick leave for these employees were charged to the General Hospital Medical Center. Due to the new policy, certain long-term liabilities were transferred from the General Hospital Medical Center enterprise fund which is reported within business-type activities to governmental activities.

**(j) Bond Issuance Costs, Premiums, and Discounts**

In the government-wide financial statements and in the proprietary fund type financial statements, long-term debt and other long-term obligations are reported as liabilities in the applicable governmental activities, business-type activities, or proprietary fund statement of net assets. Bond premiums and discounts, as well as issuance costs, are deferred and amortized over the life of the bonds using the effective interest method. Bonds payable are reported net of the applicable bond premium or discount. Bond issuance costs are reported as deferred charges and amortized over the term of the related debt.

In the fund financial statements, governmental funds recognize bond premiums and discounts as other financing sources and uses, respectively, and bond issuance costs as debt service expenditures. Issuance costs, whether or not withheld from the actual debt proceeds received are reported as debt service expenditures.



**CITY AND COUNTY OF SAN FRANCISCO**  
**NOTES TO BASIC FINANCIAL STATEMENTS (Continued)**  
**June 30, 2003**

**(k) Fund Equity**

**Reservations of Fund Equity**

Reservations of fund balances of the governmental funds indicate that portion of fund equity which is not available for appropriation for expenditure or is legally segregated for a specific future use. Following is a brief description of the nature of certain reserves.

**Reserve for cash requirements** - The City's Charter provides for a cash requirement reserve to meet potential short-term working capital needs. The balance is calculated as 10% of either the current or the last preceding tax levy.

**Reserve for emergencies** - The City's Charter provides for an emergency reserve fund for purposes of meeting any emergency as defined in the City's Charter. The amount reserved for emergencies may be appropriated only by a vote of three-fourths of the Board of Supervisors.

**Reserve for assets not available for appropriation** - Certain assets, primarily cash and investments outside City Treasury and deferred charges, do not represent expendable available financial resources. Therefore, a portion of fund equity is reserved to offset the balance of these assets.

**Reserve for debt service** - The fund balance of the debt service funds is reserved for the payment of debt service in the subsequent year.

**Reserves for encumbrances** - Encumbrances are recorded as reservations of fund balances because they do not constitute expenditures or liabilities. In certain other governmental funds, this accounting treatment results in a deficit unreserved fund balance. This deficiency is carried forward to the next fiscal year where it is applied against estimated revenues in the year the commitments are expended.

**Reserve for appropriation carry-forward** - At the end of the fiscal year, certain budgeted expenditures are authorized to be carried over and expended in the ensuing year. A reserve of fund balance is established in the amount of these budget authorizations.

**Reserve for subsequent years' budgets** - A portion of fund balance is reserved for subsequent years' budgets. This balance includes the reserve required by the City's Administrative Code for the budget incentive program for the purpose of making additional funds available for items and services that will improve the efficient operations of departments.

**Restricted Assets**

Certain proceeds of the City's enterprise fund revenue bonds, as well as certain resources set aside for their repayment, are classified as restricted assets on the balance sheets because the use of the proceeds is limited by applicable bond covenants and resolutions. Restricted assets account for the principal and interest amounts accumulated to pay debt service, unspent bond proceeds, and amounts restricted for future capital projects. In addition, certain grant proceeds are restricted by the granting agency.

**Designations of Fund Equity**

Designations of fund balances (note 4) indicate that portion of fund balance that is not available for appropriation based on management's plans for future use of the funds. Following is a brief description of the nature of the designation as of June 30, 2003.

**Designation for litigation and contingencies** - This designation represents management's estimate of anticipated legal settlements or contingencies to be paid in the subsequent fiscal year.

**CITY AND COUNTY OF SAN FRANCISCO**  
**NOTES TO BASIC FINANCIAL STATEMENTS (Continued)**  
**June 30, 2003**

**Deficit Net Assets**

The Telecommunications and Information Internal Service Fund had a \$4.6 million deficit total net assets as of June 30, 2003. Approximately \$1.2 million of this deficit is due to depreciation that is not funded and will result in continuing deficits. The remaining portion of the deficit of total net assets relates to operations and is expected to be reduced in future years through anticipated rate increases or reductions in operating expenses.

The Central Shops Internal Service Fund had a \$1.2 million deficit as of June 30, 2003. The deficit is due to depreciation and certain non-current accrued expenses that are not funded and will result in continuing deficits in future years.

**(l) Interfund Transfers**

Interfund transfers are generally recorded as transfers in (out) except for certain types of transactions that are described below.

(1) Charges for services are recorded as revenues of the performing fund and expenditures of the requesting fund. Unbilled costs are recognized as an asset of the performing fund at the end of the fiscal year.

(2) Reimbursements for expenditures, initially made by one fund which are properly applicable to another fund, are recorded as expenditures in the reimbursing fund and as a reduction of expenditures in the fund that is reimbursed.

**(m) Refunding of Debt**

Gains or losses occurring from advance refundings, completed subsequent to June 30, 1993, are deferred and amortized into expense for both business-type activities and proprietary funds. For governmental activities, they are deferred and amortized into expense if they occurred subsequent to June 30, 2000.

**(n) Cash Flows**

Statements of cash flows are presented for proprietary fund types. Cash and cash equivalents include all unrestricted and restricted highly liquid investments with original purchase maturities of three months or less. Pooled cash and investments in the City's Treasury represent monies in a cash management pool and such accounts are similar in nature to demand deposits.

**(o) Estimates**

The preparation of financial statements in conformity with generally accepted accounting principles requires management to make estimates and assumptions that affect certain reported amounts and disclosures. Accordingly, actual results could differ from those estimates.

**(p) Reclassifications**

Certain amounts presented as 2002 Summarized Comparative Financial Information in the basic financial statements have been reclassified for comparative purposes to conform with the presentation in the 2003 basic financial statements.

**CITY AND COUNTY OF SAN FRANCISCO**  
**NOTES TO BASIC FINANCIAL STATEMENTS (Continued)**  
**June 30, 2003**

(1) When capital assets (land, infrastructure, buildings, and equipment) that are to be used in governmental activities are purchased or constructed, the costs of those assets are reported as expenditures in governmental funds. However, the statement of net assets includes those capital assets, net of accumulated depreciation, among the assets of the City as a whole.

Cost of capital assets.....	\$ 2,708,976
Accumulated depreciation.....	(503,405)
	<u>\$ 2,205,571</u>

Bond issuance costs are expended in governmental funds when paid and are capitalized and amortized over the life of the corresponding bonds for purposes of the statement of net assets.

	<u>\$ 8,424</u>
--	-----------------

Long-term liabilities applicable to the City's governmental activities are not due and payable in the current period and accordingly are not reported as fund liabilities. All liabilities, both current and long-term, are reported in the statement of net assets.

Accrued vacation and sick leave pay.....	\$ (125,306)
Accrued workers' compensation.....	(194,021)
Estimated claims payable.....	(88,333)
Bonds, loans, capital leases, and other payables.....	(1,419,471)
	<u>\$ (1,797,131)</u>

Interest on long-term debt is not accrued in governmental funds, but rather is recognized as an expenditure when paid.

	<u>\$ (6,199)</u>
--	-------------------

Because the focus of governmental funds is on short-term financing, some assets will not be available to pay for current period expenditures. Those assets (for example, receivables) are offset by deferred revenues in the governmental funds and thus are not included in fund balance.

Deferred tax, grant and subvention revenue.....	\$ 39,199
Deferred credits and other liabilities.....	209,769
	<u>\$ 248,968</u>

(2) Internal service funds are used by management to charge the costs of certain activities, such as capital lease financing, equipment maintenance, printing and mailing services, and telecommunications, to individual funds. The assets and liabilities of certain internal service funds are included in governmental activities in the statement of net assets.

	<u>\$ (230,149)</u>
--	---------------------

**CITY AND COUNTY OF SAN FRANCISCO**  
**NOTES TO BASIC FINANCIAL STATEMENTS (Continued)**  
**June 30, 2003**

**(3) RECONCILIATION OF GOVERNMENT-WIDE AND FUND FINANCIAL STATEMENTS**

**(a) Explanation of certain differences between the governmental fund balance sheet and the government-wide statement of net assets**

Total fund balances of the City's governmental funds, \$883,338, differs from net assets of governmental activities, \$1,312,822, reported in the statement of net assets. The difference primarily results from the long-term economic focus in the statement of net assets versus the current financial resources focus in the governmental fund balance sheets.

Balance Sheet/Statement of Net Assets (in thousands)

	Total Governmental Funds	Long-term Assets, Liabilities(1)	Internal Service Funds(2)	Reclassifications and Eliminations	Statement of Net Assets Totals
<b>Assets</b>					
Deposits and investments with City Treasury.....	\$ 705,002	\$ -	\$ 9,105	\$ -	\$ 714,107
Deposits and investments outside City Treasury.....	130,183	-	23,155	-	153,338
Receivables, net.....	30,749	-	-	-	30,749
Property taxes and penalties.....	160,415	-	-	-	160,415
Other local taxes.....	220,082	-	-	-	220,082
Federal and state grants and subventions.....	18,041	-	-	-	18,041
Charges for services.....	7,670	-	481	-	8,151
Interest and other.....	82,395	-	-	(82,395)	-
Due from other funds.....	11,720	-	-	-	11,720
Due from component unit.....	198,966	-	-	-	198,966
Loans receivable, net.....	2,205,571	-	2,620	-	2,208,191
Capital assets, net.....	8,056	8,424	3,614	-	20,094
Deferred charges and other assets.....	1,573,279	2,213,985	38,955	(82,395)	3,743,834
Total assets.....	<u>131,785</u>	<u>85,900</u>	<u>4,713</u>	<u>-</u>	<u>136,498</u>
<b>Liabilities</b>					
Accounts payable.....	125,306	3,587	-	-	128,893
Accrued payroll.....	194,021	1,079	-	-	195,100
Accrued vacation and sick leave pay.....	58,333	-	-	-	58,333
Accrued workers' compensation.....	6,189	1,095	-	-	7,284
Estimated claims payable.....	(39,199)	-	-	-	1,166
Accrued interest payable.....	115,805	-	48	(82,395)	33,458
Deferred tax, grant and subvention revenues.....	316,086	-	-	-	107,676
Due to other funds/internal balances.....	1,419,471	254,759	-	-	1,674,230
Deferred credits and other liabilities.....	689,941	1,554,362	289,104	(82,395)	2,431,012
Bonds, loans, capital leases, and other payables.....	<u>883,338</u>	<u>659,633</u>	<u>(230,149)</u>	<u>(82,395)</u>	<u>1,312,822</u>
Total liabilities.....	<u>1,573,279</u>	<u>2,213,985</u>	<u>38,955</u>	<u>(82,395)</u>	<u>3,743,834</u>
<b>Fund balances/net assets</b>					
Total fund balances/net assets.....	<u>\$ 1,573,279</u>	<u>\$ 2,213,985</u>	<u>\$ 38,955</u>	<u>\$ (82,395)</u>	<u>\$ 3,743,834</u>
Total liabilities and fund balances/net assets.....	<u>\$ 1,573,279</u>	<u>\$ 2,213,985</u>	<u>\$ 38,955</u>	<u>\$ (82,395)</u>	<u>\$ 3,743,834</u>

**CITY AND COUNTY OF SAN FRANCISCO  
NOTES TO BASIC FINANCIAL STATEMENTS (Continued)  
June 30, 2003**

**(b) Explanation of certain differences between the governmental fund statement of revenues, expenditures, and changes in fund balances and the government-wide statement of activities**

The net change in fund balances for governmental funds, (\$365,624), differs from the change in net assets for governmental activities (\$162,199) reported in the statement of activities. The differences arise primarily from the long-term economic focus in the statement of activities versus the current financial resources focus in the governmental funds. The effect of the differences is illustrated below.

**Statement of Revenues, Expenditures, and Changes in Fund Balances/Statement of Activities (in thousands)**

	Total Governmental Funds	Long-term Revenues/ Expenditures (3)	Capital- related Items (4)	Internal Service Funds (5)	Long-term Debt Transactions (6)	Statement of Activities Totals
<b>Revenues</b>						
Property taxes	\$ 686,154	\$ 704	\$ -	\$ -	\$ -	\$ 686,858
Business taxes	276,651	-	-	-	-	276,651
Other local taxes	430,677	-	-	-	-	430,677
Licenses, permits and franchise fees	2,048	-	-	-	-	2,048
Fines, forfeitures and penalties	25,570	-	-	762	-	26,332
Interest and investment income	55,369	-	-	-	-	55,369
Rents and concessions	-	-	-	-	-	-
Intergovernmental	320,254	-	-	-	-	320,254
State	690,271	-	-	-	-	690,271
Other	24,623	-	-	-	-	24,623
Charges for services	221,883	-	-	-	-	221,883
Other revenues	27,092	704	-	762	-	27,092
<b>Total revenues</b>	<b>2,809,192</b>	<b>704</b>	<b>-</b>	<b>762</b>	<b>-</b>	<b>2,810,658</b>
<b>Expenditures/Expenses</b>						
Current:						
Public protection	734,811	37,204	10,971	(4,276)	-	778,710
Public works, transportation and commerce	267,034	13,928	15,589	(6,641)	-	290,110
Human welfare and neighborhood development	670,670	(44,832)	588	(36)	-	626,306
Community health	524,771	1,034	568	(36)	-	526,067
Culture and recreation	163,748	3,034	10,824	4,206	(28,143)	242,289
General administration and finance	163,748	9,173	13,330	(107)	405	186,144
General City responsibilities	53,323	(3,135)	-	2,433	-	53,026
Debt retirement	100,902	-	-	-	(100,902)	-
Interest and fiscal charges	64,243	-	-	4,333	9,251	77,827
Bond issuance costs	1,646	-	-	-	(1,646)	-
Capital outlay	248,928	-	(248,928)	-	-	-
<b>Total expenditures/expenses</b>	<b>3,082,553</b>	<b>32,419</b>	<b>(196,631)</b>	<b>(2,455)</b>	<b>(121,035)</b>	<b>2,794,801</b>
<b>Net financing sources (uses)/changes in net assets</b>						
Net transfers (to) from other funds	(197,416)	10,361	(28,964)	197	36,831	(178,991)
Issuance of bonds and loans	-	-	-	-	(71,310)	-
Face value of bonds issued	71,310	-	-	-	(71,310)	-
Premium on issuance of bonds	323	-	-	-	(323)	-
Other financing sources - capital leases	32,985	-	-	-	(32,585)	-
Other	385	-	-	-	-	385
<b>Total other financing sources (uses)/changes in net assets</b>	<b>(92,283)</b>	<b>10,361</b>	<b>(28,964)</b>	<b>197</b>	<b>(67,387)</b>	<b>(178,056)</b>
<b>Net change for the year</b>	<b>\$(365,624)</b>	<b>\$(21,354)</b>	<b>\$167,717</b>	<b>\$3,414</b>	<b>\$53,648</b>	<b>\$(162,199)</b>

**CITY AND COUNTY OF SAN FRANCISCO  
NOTES TO BASIC FINANCIAL STATEMENTS (Continued)  
June 30, 2003**

(3) Because some property taxes will not be collected for several months after the City's fiscal year ends, they are not considered as available revenues in the governmental funds.

Some expenses reported in the statement of activities do not require the use of current financial resources and therefore are not reported as expenditures in governmental funds. Certain long-term liabilities reported in the prior year statement of net assets were paid during the current period resulting in expenditures in the governmental funds. This is the amount by which the increase in long term liabilities exceeded expenses reported in the statement of activities that do not require the use of current financial resources.

Some expenditures reported in the governmental funds pertain to the establishment of deferred credits on long-term loans since the loans are not considered "available" to pay current period expenditures. The deferred credits are not reported in the statement of net assets and, therefore, the related expenses are not reported in the statement of activities.

(4) When capital assets that are to be used in governmental activities are purchased or constructed, the resources expended for those assets are reported as expenditures in governmental funds. However, in the statement of activities, the cost of those assets is allocated over their estimated useful lives and reported as depreciation expense. As a result, fund balance decreases by the amount of financial resources expended, whereas net assets decrease by the amount of depreciation expense charged for the year, and the loss on disposal of capital assets.

Capital expenditures..... \$ 252,456  
Depreciation expenses..... (51,855)  
Loss on disposal of capital assets..... (3,920)  
Difference..... \$ 196,681

(5) Internal service funds are used by management to charge the costs of certain activities, such as capital lease financing, equipment maintenance, printing and mailing services, and telecommunications, to individual funds. The adjustments for internal service funds "close" those funds by charging additional amounts to participating governmental activities to completely cover the internal service funds costs for the year.

\$ 3,414

(6) Lease payments on the Moscone Convention Center (note 8) are reported as a culture and recreation expenditure in the governmental funds and, thus, have the effect of reducing fund balance because current financial resources have been used. For the City as a whole, however, the principal payments reduce the liability in the statement of net assets and do not result in an expense in the statement of activities. The City's capital lease obligation was reduced because principal payments were made to the lessee.

Total property rent payments..... \$ 28,143  
Bond issuance costs..... 1,646  
Amortization of bond issuance costs..... (405)  
Difference..... \$ 1,241

Bond premiums and discounts are expended in the governmental funds when the bonds are issued, and are capitalized in the statement of net assets. This is the amount of premiums capitalized during the current period:

\$ (323)

Repayment of bond principal is reported as expenditures in governmental funds and, thus, have the effect of reducing fund balance because financial resources have been used. For the City as a whole, however, the principal payments reduce the liability in the statement of net assets and do not result in expenses in the statement of activities. The City's bonded debt was reduced because principal payments were made to bond holders.

Principal payments made..... \$ 100,902

Bond proceeds and capital leases are reported as other financing sources in governmental funds and thus contribute to the change in fund balance. In the government-wide statements, however, issuing debt and entering into capital lease arrangements increase long-term liabilities in the statement of net assets and do not affect the statement of activities. Proceeds were received from:

General obligation bonds..... (29,345)  
Certificate of participation..... (41,965)  
Capital leases..... (71,310)

(32,585)  
(2,993)

**CITY AND COUNTY OF SAN FRANCISCO  
NOTES TO BASIC FINANCIAL STATEMENTS (Continued)  
June 30, 2003**

Interest expense in the statement of activities differs from the amount reported in governmental funds because (1) additional accrued and accreted interest was calculated for bonds, notes payable and capital leases, (2) amortization of bond discounts, premiums and refunding losses which are expanded within the fund statements, and (3) additional interest expense was recognized on the accrual of an arbitrage rebate liability which will not be recognized in the governmental funds until the liability is due and payable.

Reduction in accrued interest.....	\$ 1,917
Increase in accreted interest on capital lease obligations.....	(11,255)
Amortization of bond premiums, discounts and refunding losses.....	(380)
Reduction in arbitrage rebate liability.....	467
	<u>\$ (9,251)</u>

(3,4,6) During the current fiscal year, certain long-term assets and liabilities were transferred from governmental activities to the Municipal Transportation Agency enterprise fund which is reported within business-type activities. This is the amount by which the long-term liabilities transferred exceeded the corresponding long-term capital assets.

Long-term debt transferred.....	\$ 36,831
Capital assets transferred.....	<u>\$ (28,964)</u>
Other long-term liabilities transferred.....	<u>\$ 14,033</u>

(5) During the current fiscal year, certain long-term liabilities were transferred from the General Hospital Medical Center enterprise fund which is reported in the business-type activities to governmental activities. This is the amount by which the long-term liabilities increased in governmental activities.

	<u>(3,672)</u>
	<u>\$ 10,361</u>

**(4) BUDGETARY RESULTS RECONCILED TO RESULTS IN ACCORDANCE WITH GENERALLY ACCEPTED ACCOUNTING PRINCIPLES**

**Budgetary Results Reconciliation**

The budgetary process is based upon accounting for certain transactions on a basis other than GAAP basis. The results of operations are presented in the budget-to-actual comparison statement in accordance with the budgetary process (Budget basis) to provide a meaningful comparison with the budget.

The major differences between the Budget basis "actual" and GAAP basis are as follows:

**(a) Basis differences**

Certain accruals for estimated claims payable are excluded from the Budget basis financial statement because such amounts are budgeted on a cash basis.

**CITY AND COUNTY OF SAN FRANCISCO  
NOTES TO BASIC FINANCIAL STATEMENTS (Continued)  
June 30, 2003**

**(b) Timing differences**

Timing differences represent transactions that are accounted for in different periods for Budget basis and GAAP basis reporting. Certain revenues accrued on a Budget basis have been deferred for GAAP reporting. These primarily relate to the accounting for property tax revenues under the Teeter Plan (note 6).

The fund balances as of June 30, 2003 on a Budget basis are reconciled to the fund balances on a GAAP basis as follows (in thousands):

Fund balance - Budget basis.....	General Fund
Unrealized gain on investments.....	\$207,167
Deferred charges and assets not available for appropriation.....	3,266
Cumulative excess property tax revenues recognized on a Budget basis.....	6,768
Fund balance - GAAP basis.....	<u>(20,889)</u>
	<u>\$196,312</u>

General Fund Budget basis fund balance at June 30, 2003 is composed of the following (in thousands):

Reserved for cash requirements.....	\$55,139
Reserved for emergencies.....	4,198
Reserved for encumbrances.....	43,195
Reserved for appropriation carryforward.....	26,880
Reserved for subsequent years' budgets:	
Reserved for budget incentive program.....	4,018
Reserved for salaries and benefits (MOU).....	4,421
Reserved for nurses' childcare (MOU).....	1,100
Reserved for litigation.....	4,364
Reserved for Recreation & Park savings.....	1,511
Total reserved amounts.....	\$144,826
Designated for litigation and contingencies.....	14,490
Unreserved - available for appropriation.....	<u>47,851</u>
Total unreserved amounts.....	<u>62,341</u>
Fund Balance, June 30, 2003 - Budget basis.....	<u>\$207,167</u>

Of the \$47.9 million unreserved-available for appropriation, \$47.1 million has been subsequently appropriated as part of the General Fund budget for fiscal year 2004.

**CITY AND COUNTY OF SAN FRANCISCO**  
**NOTES TO BASIC FINANCIAL STATEMENTS (Continued)**  
**June 30, 2003**

**(5) DEPOSITS AND INVESTMENTS**

The City's deposits and investments are invested pursuant to investment policy guidelines established by the City Treasurer subject to review by the Treasury Oversight Committee. The Treasury Oversight Committee established under California Government Code Sections 27130 to 27137 is composed of various City officials and representatives of agencies with large cash balances. The objectives of the policy are, in order of priority, preservation of capital, liquidity, and yield. The policy addresses the soundness of financial institutions in which the City will deposit funds, types of investment instruments as permitted by the California Government Code, and the percentage of the portfolio which may be invested in certain instruments with longer terms to maturity. Investments permitted by the City's investment policy include the following:

- Public Time Deposits
- Public Demand Accounts
- Negotiable Certificates of Deposit
- U.S. Government Securities
  - Treasury Bills
  - Treasury Bonds
  - Treasury Notes
- Federal Agencies
  - Federal Home Loan Bank
  - Federal Farm Credit Bank
  - Federal National Mortgage Association
  - Federal Mortgage Corporation
  - Student Loan Marketing Association
- Money Market Instruments
  - Commercial Paper
  - Bankers' Acceptances
  - Repurchase Agreements
  - Reverse Repurchase Agreements

The City's investment policy identifies certain restrictions related to the above investments. Investments held by the City Treasurer during the year did not include repurchase agreements or reverse repurchase agreements.

Other deposits and investments maintained outside the City Treasury are invested pursuant to governing bond covenants or California Government Code provisions. The following provides a brief description of the nature of these investments.

**Employees' Retirement System**

The Retirement System's funds are invested pursuant to policy guidelines established by the Retirement System's Board. The objective of the investment policy is to maximize the expected return of the fund at an agreed upon level of risk. The Retirement Board has established percentage guidelines for types of investments to ensure the portfolio is diversified. As of June 30, 2003, the Retirement System had no investments in any one organization that represented 5% or more of plan net assets. Investments held by the Retirement System during the year did not include reverse repurchase agreements.

**Other Funds**

Other funds consist primarily of deposits and investments with trustees related to the issuance of bonds and to certain loan programs operated by the City. These funds are invested either in accordance with bond covenants and are pledged for payment of principal, interest, and specified capital improvements or in accordance with grant agreements and may be restricted for the issuance of loans.

**CITY AND COUNTY OF SAN FRANCISCO**  
**NOTES TO BASIC FINANCIAL STATEMENTS (Continued)**  
**June 30, 2003**

**Component Units**

The investment policy of the Redevelopment Agency is governed by Article 2 of the California Government Code (Code). Investments are restricted to certain types of instruments and certain of these instruments are only allowed within limits. The Code permits repurchase agreements, but reverse repurchase agreements require the prior approval of the Agency Commission. The Agency does not participate in reverse repurchase agreements or other high-risk investments as defined by the Agency's investment policy. It is the Agency's intention to hold investments until maturity, unless earlier liquidation would result in an investment gain.

The funds of the TIDA are invested solely in the City Treasury.

**Deposits and Investments**

Total City deposits and investments at fair value are as follows (in thousands):

	Primary Government		Fiduciary Funds	Total	Component Units
	Governmental Activities	Business-type Activities			
Deposits and investments with City Treasury.....	\$ 714,107 <sup>1</sup>	\$ 656,155	\$ 386,355 <sup>2</sup>	\$ 1,756,617	\$ 4,250
Deposits and investments outside City Treasury.....	153,338 <sup>3</sup>	8,008	11,140,545	11,301,891	230,276
Restricted assets:					
City Treasury.....	-	554,302	-	554,302	-
Deposits and investments outside City Treasury.....	-	354,896	-	354,896	218,492
Invested securities lending collateral.....	-	-	1,107,990	1,107,990	-
Total deposits and investments.....	<u>\$ 867,445</u>	<u>\$ 1,573,361</u>	<u>\$ 12,634,890</u>	<u>\$ 15,075,696</u>	<u>\$ 453,018</u>
Deposits.....	\$ (13,219)	\$ 5,000	\$ 9,252	\$ 1,033	\$ 35,590
Investments.....	<u>880,664</u>	<u>1,568,361</u>	<u>12,625,638</u>	<u>15,074,663</u>	<u>417,428</u>
Total deposits and investments.....	<u>\$ 867,445</u>	<u>\$ 1,573,361</u>	<u>\$ 12,634,890</u>	<u>\$ 15,075,696</u>	<u>\$ 453,018</u>

<sup>1</sup> Includes deposits and investments with the City Treasury of total governmental funds (\$705,002) and internal service funds (\$9,103).  
<sup>2</sup> Includes deposits and investments with the City Treasury of pension and other employee benefit trust funds (\$75,943).  
<sup>3</sup> Investment trust fund (\$223,074) and agency funds (\$87,336).  
 Includes deposits and investments outside the City Treasury of total governmental funds (\$130,193) and internal service funds (\$23,155).

**CITY AND COUNTY OF SAN FRANCISCO  
NOTES TO BASIC FINANCIAL STATEMENTS (Continued)  
June 30, 2003**

**Cash and Deposits**

The City had cash and deposits at June 30, 2003, as follows (in thousands):

	Primary Government				Component Units	
	Governmental Activities		Business-type Activities		Fiduciary Funds	
	Carrying Amount	Bank Balance	Carrying Amount	Bank Balance	Carrying Amount	Bank Balance
Cash on hand.....	\$ 3,866	\$ -	\$ 831	\$ -	\$ 1,005	\$ -
Federally insured deposits.....	500	500	1,155	1,154	-	334
Collateralized deposits * .....	(18,067)	84,362	170	50	-	35,255
Uninsured and collateralized.....	482	482	2,844	2,790	8,247	8,247
	<u>\$ (13,219)</u>	<u>\$ 85,344</u>	<u>\$ 5,000</u>	<u>\$ 3,994</u>	<u>\$ 9,252</u>	<u>\$ 8,247</u>
						<u>\$ 35,590</u>
						<u>\$ 36,419</u>

\* Under the City's cash management policy, investments are converted to cash as checks are presented for payment. At June 30, 2003, the carrying amount of collateralized deposits has been reduced by the amount of outstanding checks of approximately \$102 million. Of the \$102 million of outstanding checks, \$38.8 million relates to the San Francisco Unified School District and Community College District which have been reflected in an investment trust fund.

The California Government Code requires California banks and savings and loan associations to secure the City's deposits not covered by Federal depository insurance by pledging government securities as collateral. The fair value of pledged securities must equal at least 110% of the City's deposits or 150% of mortgage backed collateral. The collateral must be held at the pledging bank's trust department or other bank, acting as the pledging bank's agent, in the City's name.

The \$11.6 million of uncollateralized cash outlined above consists of \$8.2 million of cash held on behalf of the Employees' Retirement System by a third party trustee, \$0.13 million, \$1.5 million, \$1 million, \$0.19 million, \$0.48 million, of cash held on behalf of Port Commission, MTA, Market Corporation, Laguna Honda Hospital, and the Social Services Corporation, respectively, by third party trustees.

**Investments**

Investments of the City are summarized below. The investments that are represented by specific identifiable investment securities are classified as to custodial risk by three categories. They are as follows:

- Category 1 - includes investments that are insured or registered or securities held by the City or its agent in the City's name;
- Category 2 - includes uninsured and unregistered investments, with the securities held by counterparty's trust department or agent in the City's name;
- Category 3 - includes uninsured and unregistered investments, with the securities held by the counterparty, or by its trust department or agent but not in the City's name.

**CITY AND COUNTY OF SAN FRANCISCO  
NOTES TO BASIC FINANCIAL STATEMENTS (Continued)  
June 30, 2003**

At June 30, 2003, investments included the following (in thousands):

Type of Investment Primary Government including Pension and Investment Trust Funds	Category			Carrying value
	1	2	3	
Investments in City Treasury:				
U.S. government securities.....	\$ 1,593,898	\$ -	\$ -	\$ 1,593,898
Federal agencies.....	228,027	-	-	228,027
Negotiable certificates of deposit.....	516,049	-	-	516,049
	<u>2,337,974</u>			<u>2,337,974</u>
Total Investments in City Treasury.....				
Employees' Retirement System (ERS):				
U.S. government securities.....	292,384	-	2,129	294,513
Short term bills and notes.....	18,200	-	57,295	75,495
Debt securities.....	1,092,143	-	87,711	1,179,854
Equity securities.....	3,717,602	-	-	3,717,602
	<u>5,120,329</u>		<u>147,135</u>	<u>5,267,464</u>
Total categorized investments.....				
Non-categorized investments:				
Mortgage backed securities.....				447,358
Fixed interest mutual funds.....				483,502
Equity investments, including mutual funds.....				567,351
Local real estate.....				953,533
Variable annuities.....				1,249,167
Mutual funds.....				1,085,987
Forward currency contracts.....				2,802
Investment in lending agents' short-term investment pool.....				1,107,990
Investments lent to broker-dealers.....				1,074,129
				<u>6,971,819</u>
Total non-categorized investments.....				<u>12,239,283</u>
Total Employees' Retirement System.....				
U.S. government securities.....	56,049	4,433	407,675	468,157
	<u>56,049</u>	<u>4,433</u>	<u>407,675</u>	<u>468,157</u>
Total categorized investments.....				
Non-categorized investments:				
Money market mutual funds.....				29,249
Total Other Funds.....				497,406
Total Primary Government including Pension and Investment Trust Funds.....	<u>\$ 7,514,352</u>	<u>\$ 4,433</u>	<u>\$ 554,810</u>	<u>\$ 15,074,663</u>
Component Units -				
Redevelopment Agency				
U.S. government securities and Federal agencies.....	\$ 17,857	\$ 57,802	\$ 108,283	\$ 183,942
Bank's acceptances.....	-	18,186	-	18,186
Commercial paper.....	-	10,774	-	10,774
Repurchase agreements.....	-	-	1,717	1,717
	<u>17,857</u>	<u>86,762</u>	<u>110,000</u>	<u>214,619</u>
Total categorized investments.....				
Non-categorized investments:				
Guaranteed investment contracts.....				34,220
Local agency investment fund.....				123,657
Money market mutual funds.....				40,682
Total non-categorized investments.....				198,559
Total Redevelopment Agency.....				413,178
Treasure Island Development Authority Investments in City Treasury:				
U.S. government securities.....	4,250	-	-	4,250
	<u>4,250</u>			<u>4,250</u>
Total Treasure Island Development Authority.....				
	<u>\$ 22,107</u>	<u>\$ 86,762</u>	<u>\$ 110,000</u>	<u>\$ 417,428</u>

**CITY AND COUNTY OF SAN FRANCISCO  
NOTES TO BASIC FINANCIAL STATEMENTS (Continued)  
June 30, 2003**

The types of investments made during the year were substantially the same as those held as of June 30, 2003. Fair value fluctuates with interest rates, and increasing rates could cause fair value to decline below original cost. City management believes the liquidity in the portfolio is sufficient to meet cash flow requirements and to preclude the City from having to sell investments below original cost for that purpose. The interest and net investment gain is comprised of the following at June 30, 2003 (in thousands):

Interest and dividends, net of amounts capitalized	\$ 354,692
Net increase in the fair value of investments	152,478
Total investment gain	<u>\$507,170</u>

The net increase in the fair value of investments takes into account all changes in fair value (including purchases and sales) that occurred during the year. The primary component of this figure is the net increase in the fair value of pension investments.

The earned yield, which includes net gains on investments sold, on all investments held by the City Treasurer for the fiscal year ended June 30, 2003 was 2.766%.

The following represents a condensed statement of net assets and changes in net assets for the Treasurer's Pool as of June 30, 2003 (in thousands):

<b>Statement of Net Assets</b>	
Net assets held in trust for all pool participants.....	\$ 2,315,169
Equity of internal pool participants.....	\$ 2,091,212
Equity of external pool participants.....	223,957
Total equity.....	<u>\$ 2,315,169</u>
<b>Statement of Changes in Net Assets</b>	
Net assets at July 1, 2002.....	\$ 2,885,772
Net change in investments by pool participants.....	(570,603)
Net assets at June 30, 2003.....	<u>\$ 2,315,169</u>

The following provides a summary of key investment information for the Treasurer's Pool as of June 30, 2003 (in thousands):

Type of Investment	Rates	Maturities	Par Value	Carrying Value
US government securities.....	1.00% - 7.52%	7/03/03 - 11/15/06	\$ 1,587,005	\$ 1,598,148
Federal agencies.....	0.85% - 1.33%	7/08/03 - 11/04/03	229,000	228,027
Certificate of deposits.....	0.90% - 1.24%	7/01/03 - 08/12/03	516,000	516,049
			<u>\$ 2,332,005</u>	2,342,224
Carrying amount of deposits in Treasurer's Pool.....				(27,055)
Total cash and investments in Treasurer's Pool.....				<u>\$ 2,315,169</u>

**CITY AND COUNTY OF SAN FRANCISCO  
NOTES TO BASIC FINANCIAL STATEMENTS (Continued)  
June 30, 2003**

**Supplemental disclosure of non-cash investing and financing activities**

San Francisco International Airport

During fiscal year 2003, the San Francisco International Airport (SFO) issued Second Series Revenue Bond Issue 29 to refund previously issued debt. Proceeds from Issue 29 in the amount of \$161.5 million were deposited immediately into irrevocable trusts for the defeasance of \$157.1 million of Second Series Revenue Bonds.

Bond issuance costs of \$2.4 million that was deducted from the proceeds of the Second Series Revenue Bonds was capitalized and will be amortized over the debt repayment period.

Clean Water Program

During fiscal year 2003, the CWP issued 2003 Refunding Bonds Series A (Refunding Bonds) to refund previously issued debt. The \$383.3 million in proceeds was deposited immediately into irrevocable trusts for the defeasance of \$394.4 million of Revenue Bonds and \$6.9 million of current interest. Of the total debt refunded, \$363.9 million was done so with proceeds from the Refunding Bonds and \$30.5 million was done so with available debt service funds held by the CWP.

Bond issuance costs of \$3.4 million that was deducted from the proceeds of the Refunding Bonds was capitalized and will be amortized over the debt repayment period.

Water Department

During fiscal year 2003, the Water Department issued Water Revenue Refunding Bonds Series B (Refunding Bonds) to refund previously issued debt. The \$88.9 million in proceeds was deposited immediately into irrevocable trusts for the defeasance of \$92.1 million of Water Revenue Refunding Bonds and \$1.5 million of current interest. Of the total debt refunded, \$85.7 million was done so with proceeds from the Refunding Bonds and \$6.4 million was done so with available debt service funds held by the Water Department.

Bond issuance costs of \$2.3 million that were deducted from the proceeds of the Water Revenue Refunding Bonds 2002 Series A and the Refunding Bonds were capitalized and will be amortized over the debt repayment period.

Municipal Transportation Agency and Parking Garages

In conjunction with the incorporation of the DPT (including the Parking Garages) into the MTA, \$66.5 million (including \$59.9 million from the Parking Garages) of net assets, were transferred into the MTA.

Other Non Cash Transactions

	General Hospital Medical Center		Port of San Francisco Hospital		Laguna Honda Hospital		Total	
	2003	2002	2003	2002	2003	2002	2003	2002
Loss on abandonment of property and equipment.....	\$ -	\$ -	\$ 119	\$ -	\$ -	\$ 119	\$ -	\$ 259
Acquisition of capital assets on accounts payable and capital leases....	754	473	389	389	1,616	3,151	754	3,410
	<u>\$ 754</u>	<u>\$ 592</u>	<u>\$ 389</u>	<u>\$ 389</u>	<u>\$ 1,735</u>	<u>\$ 3,410</u>	<u>\$ 754</u>	<u>\$ 3,410</u>

**CITY AND COUNTY OF SAN FRANCISCO  
NOTES TO BASIC FINANCIAL STATEMENTS (Continued)  
June 30, 2003**

**(6) PROPERTY TAXES**

The City is responsible for assessing, collecting and distributing property taxes in accordance with enabling state law. Property taxes are levied on both real and personal property. Liens for secured property taxes attach on January 1st preceding the fiscal year for which taxes are levied. Secured property taxes are levied on the first business day of September and are payable in two equal installments: the first is due on November 1st and delinquent with penalties after December 10th; the second is due February 1st and delinquent with penalties after April 10th. Secured property taxes that are delinquent and unpaid as of June 30th are subject to redemption penalties, costs, and interest when paid. If not paid at the end of five years, the property may be sold at public auction and the proceeds used to pay delinquent amounts due. Any excess is remitted, if claimed, to the taxpayer. Unsecured personal property taxes do not represent a lien on real property. Those taxes are due on January 1st and become delinquent with penalties after August 31st. Supplemental property tax assessments associated with changes in the assessed valuation due to transfer of ownership in property or upon completion of new construction are levied in two equal installments and have variable due dates based on the dates of the underlying transaction.

Since the passage of California's Proposition 13, beginning with fiscal year 1978-79, general property taxes are based either on a flat 1% rate applied to the 1975-76 full value of the property or on 1% of the sales price of the property on sales transactions or construction value added after the 1975-76 valuation. Taxable values on properties (exclusive of increases related to sales and construction) can rise at the lesser of 2% per year or inflation.

The Proposition 13 limitations on general property taxes do not limit taxes levied to pay the interest and redemption charges on any indebtedness approved by the voters prior to June 6, 1978 (the date of passage of Proposition 13). Proposition 13 was amended in 1986 to allow property taxes in excess of the 1% tax rate limit to fund general obligation bond debt service when such bonds are approved by two-thirds of the local voters. These "override" taxes for debt service amounted to approximately \$102.3 million for the year ended June 30, 2003, of which \$2.8 million was for the San Francisco Community College District (CCD).

Taxable valuation for the year ended June 30, 2003 (net of non-reimbursable exemptions, reimbursable exemptions, and tax increment allocations to the Redevelopment Agency) was approximately \$90.3 billion, an increase of 6.8%. The secured tax rate was \$1,117 per \$100 of assessed valuation. After adjusting for a State mandated property tax shift to schools, the tax rate is comprised of: \$0.65 for general government, \$0.117 for bond debt service, and \$0.350 for the San Francisco Unified School District, CCD, the Bay Area Air Quality Management District, and the Bay Area Rapid Transit District. Delinquencies in the current year on secured taxes and unsecured taxes amounted to 1.96% and 4.94%, respectively, of the current year tax levy, for an average delinquency rate of 2.21% of the current year tax levy.

As established by the Teeter Plan, the Controller allocates to the City and other agencies 100% of the secured property taxes billed but not yet collected by the County; in return, as the delinquent property taxes and associated penalties and interest are collected, the County retains such amounts in the Agency Fund. To the extent the Agency Fund balances are higher than required, transfers may be made to benefit the City's General Fund on a budgetary basis. The balance of the tax loss reserve, as of June 30, 2003 was \$9 million, which is included in the Agency Fund for reporting purposes. The City has funded payment of accrued and current delinquencies, together with the required reserve, from interfund borrowing.

**CITY AND COUNTY OF SAN FRANCISCO  
NOTES TO BASIC FINANCIAL STATEMENTS (Continued)  
June 30, 2003**

**(7) CAPITAL ASSETS**

**Primary Government**

Capital asset activity of the primary government for the year ended June 30, 2003, was as follows (in thousands):

**Governmental Activities:**

	Balance July 1, 2002	Increases	Decreases	Balance June 30, 2003
Capital assets, not being depreciated:				
Land.....	\$ 139,534	\$ 9,838	\$ (7,764)	\$ 141,608
Construction in progress.....	576,490	239,998	(600,830)	215,658
Total capital assets, not being depreciated.....	716,024	249,836	(608,594)	357,266
Capital assets, being depreciated:				
Facilities and improvements.....	1,571,321	479,114	(34,454)	2,015,981
Machinery and equipment.....	231,222	39,990	(38,749)	232,463
Infrastructure.....	23,663	108,145	-	131,808
Property held under lease.....	4,816	-	-	4,816
Total capital assets, being depreciated.....	1,831,022	627,249	(73,203)	2,385,068
Less accumulated depreciation for:				
Facilities and improvements.....	347,702	28,017	(15,907)	359,812
Machinery and equipment.....	153,613	24,666	(8,715)	169,564
Infrastructure.....	-	487	-	487
Property held under lease.....	4,280	-	-	4,280
Total accumulated depreciation.....	505,595	53,170	(24,622)	534,143
Total capital assets, being depreciated, net.....	1,325,427	574,079	(48,581)	1,850,925
Governmental activities capital assets, net.....	\$ 2,041,451	\$ 823,915	\$ (657,175)	\$ 2,208,191

**Business-type Activities:**

**San Francisco International Airport**

	Balance July 1, 2002	Increases	Decreases	Balance June 30, 2003
Capital assets, not being depreciated:				
Land.....	\$ 2,316	\$ -	\$ -	\$ 2,316
Construction in progress.....	777,739	152,879	(823,851)	106,967
Total capital assets, not being depreciated.....	780,055	152,879	(823,851)	109,283
Capital assets, being depreciated:				
Facilities and improvements.....	3,827,200	778,066	(539)	4,604,727
Machinery and equipment.....	70,480	1,239	(1,479)	70,240
Easements.....	132,939	3,286	(4,377)	131,848
Total capital assets, being depreciated.....	4,030,619	782,591	(6,395)	4,806,815
Less accumulated depreciation for:				
Facilities and improvements.....	715,221	135,100	(310)	850,011
Machinery and equipment.....	49,664	6,707	(1,418)	54,953
Easements.....	33,306	6,487	-	39,795
Total accumulated depreciation.....	798,191	148,294	(1,728)	944,759
Total capital assets, being depreciated, net.....	3,232,426	634,297	(4,667)	3,862,056
Business-type activities capital assets, net.....	\$ 4,012,481	\$ 787,176	\$ (828,318)	\$ 3,971,339



CITY AND COUNTY OF SAN FRANCISCO  
 NOTES TO BASIC FINANCIAL STATEMENTS (Continued)  
 June 30, 2003

Water Department

	Balance July 1, 2002	Increases	Decreases	Balance June 30, 2003
Capital assets, not being depreciated:				
Land.....	\$ 18,083	\$ 29	\$ -	\$ 18,112
Construction in progress.....	103,385	128,129	(114,201)	117,313
Total capital assets, not being depreciated.....	121,468	128,158	(114,201)	135,425
Capital assets, being depreciated:				
Facilities and improvements.....	790,817	76,870	(3,942)	863,745
Machinery and equipment.....	69,950	29,422	(691)	95,681
Total capital assets, being depreciated.....	857,767	106,292	(4,633)	959,426
Less accumulated depreciation for:				
Facilities and improvements.....	306,986	24,844	-	331,830
Machinery and equipment.....	47,754	6,586	(656)	53,684
Total accumulated depreciation.....	354,740	31,430	(656)	385,514
Total capital assets, being depreciated, net.....	503,027	74,862	(3,977)	573,912
Capital assets, net.....	\$ 624,495	\$ 203,020	\$ (118,178)	\$ 709,337

Hetch Hetchy Water and Power

	Balance July 1, 2002	Increases	Decreases	Balance June 30, 2003
Capital assets, not being depreciated:				
Land.....	\$ 4,215	\$ -	\$ -	\$ 4,215
Construction in progress.....	18,461	53,397	(14,194)	57,664
Total capital assets, not being depreciated.....	22,676	53,397	(14,194)	61,879
Capital assets, being depreciated:				
Facilities and improvements.....	391,023	11,130	-	402,153
Machinery and equipment.....	35,618	1,383	(89)	36,912
Total capital assets, being depreciated.....	426,641	12,513	(89)	439,065
Less accumulated depreciation for:				
Facilities and improvements.....	217,733	8,063	-	225,796
Machinery and equipment.....	22,926	1,509	(85)	24,350
Total accumulated depreciation.....	240,659	9,572	(85)	250,146
Total capital assets, being depreciated, net.....	185,982	2,941	(4)	188,919
Capital assets, net.....	\$ 208,658	\$ 56,338	\$ (14,198)	\$ 250,798

CITY AND COUNTY OF SAN FRANCISCO  
 NOTES TO BASIC FINANCIAL STATEMENTS (Continued)  
 June 30, 2003

Municipal Transportation Agency

	Balance July 1, 2002	Increases*	Decreases	Balance June 30, 2003
Capital assets, not being depreciated:				
Land.....	\$ 18,461	\$ 7,764	\$ -	\$ 26,245
Construction in progress.....	291,645	188,728	(290,184)	190,189
Total capital assets, not being depreciated.....	310,126	196,492	(290,184)	216,434
Capital assets, being depreciated:				
Facilities and improvements.....	231,967	142,971	-	374,938
Machinery and equipment.....	814,000	252,394	(23,501)	1,042,893
Infrastructure.....	646,276	46,753	-	693,029
Total capital assets, being depreciated.....	1,692,243	442,118	(23,501)	2,110,860
Less accumulated depreciation for:				
Facilities and improvements.....	81,413	33,794	-	115,207
Machinery and equipment.....	195,944	49,292	(22,254)	222,982
Infrastructure.....	165,148	21,386	-	186,534
Total accumulated depreciation.....	442,505	104,472	(22,254)	524,723
Total capital assets, being depreciated, net.....	1,249,738	337,646	(1,247)	1,586,137
Capital assets, net.....	\$ 1,559,864	\$ 534,138	\$ (291,431)	\$ 1,802,571

\* The increases include the transfers of DPT and Parking Garages beginning balances.

General Hospital Medical Center

	Balance July 1, 2002	Increases	Decreases	Balance June 30, 2003
Capital assets, not being depreciated:				
Land.....	\$ 542	\$ -	\$ -	\$ 542
Construction in progress.....	2,918	492	(1,083)	2,327
Total capital assets, not being depreciated.....	3,460	492	(1,083)	2,869
Capital assets, being depreciated:				
Facilities and improvements.....	123,434	1,230	-	124,664
Machinery and equipment.....	41,757	3,774	-	45,531
Total capital assets, being depreciated.....	165,191	5,004	-	170,195
Less accumulated depreciation for:				
Facilities and improvements.....	74,898	4,211	-	79,109
Machinery and equipment.....	32,030	2,221	-	34,251
Total accumulated depreciation.....	106,928	6,432	-	113,360
Total capital assets, being depreciated, net.....	58,263	1,428	-	56,835
Capital assets, net.....	\$ 61,723	\$ (936)	\$ (1,083)	\$ 59,704

CITY AND COUNTY OF SAN FRANCISCO  
 NOTES TO BASIC FINANCIAL STATEMENTS (Continued)  
 June 30, 2003

Clean Water Program

	Balance July 1, 2002	Increases	Decreases	Balance June 30, 2003
Capital assets, not being depreciated:				
Land.....	\$ 22,445	\$ -	\$ (277)	\$ 22,168
Construction in progress.....	10,613	14,971	(17,060)	8,524
Total capital assets, not being depreciated.....	33,058	14,971	(17,337)	30,692
Capital assets, being depreciated:				
Facilities and improvements.....	1,901,865	14,865	-	1,916,830
Machinery and equipment.....	22,141	1,342	(39)	23,444
Total capital assets, being depreciated.....	1,924,006	16,307	(39)	1,940,274
Less accumulated depreciation for:				
Facilities and improvements.....	588,428	36,969	-	625,397
Machinery and equipment.....	18,251	1,400	(39)	19,612
Total accumulated depreciation.....	606,679	38,369	(39)	645,009
Total capital assets, being depreciated, net.....	1,317,327	(22,062)	-	1,295,265
Capital assets, net.....	\$ 1,350,385	\$ (7,091)	\$ (17,337)	\$ 1,325,957

Port of San Francisco

	Balance July 1, 2002	Increases	Decreases	Balance June 30, 2003
Capital assets, not being depreciated:				
Land.....	\$ 119,512	\$ -	\$ -	\$ 119,512
Construction in progress.....	18,784	12,941	(9,016)	22,709
Total capital assets, not being depreciated.....	138,296	12,941	(9,016)	142,221
Capital assets, being depreciated:				
Facilities and improvements.....	249,828	7,300	(7,007)	250,121
Machinery and equipment.....	11,480	1,571	(174)	12,877
Total capital assets, being depreciated.....	261,308	8,871	(7,181)	262,998
Less accumulated depreciation for:				
Facilities and improvements.....	148,870	7,341	(6,888)	150,323
Machinery and equipment.....	6,102	1,314	(175)	7,241
Total accumulated depreciation.....	155,972	8,655	(7,063)	157,564
Total capital assets, being depreciated, net.....	105,336	216	(118)	105,434
Capital assets, net.....	\$ 243,632	\$ 13,157	\$ (9,134)	\$ 247,655

CITY AND COUNTY OF SAN FRANCISCO  
 NOTES TO BASIC FINANCIAL STATEMENTS (Continued)  
 June 30, 2003

Laguna Honda Hospital

	Balance July 1, 2002	Increases	Decreases	Balance June 30, 2003
Capital assets, not being depreciated:				
Land.....	\$ 914	\$ -	\$ -	\$ 914
Construction in progress.....	22,693	20,130	(2,313)	40,510
Total capital assets, not being depreciated.....	23,607	20,130	(2,313)	41,424
Capital assets, being depreciated:				
Facilities and improvements.....	24,251	2,313	-	26,564
Machinery and equipment.....	12,472	139	-	12,611
Property held under lease.....	824	-	-	824
Total capital assets, being depreciated.....	37,547	2,452	-	39,999
Less accumulated depreciation for:				
Facilities and improvements.....	19,532	823	-	20,355
Machinery and equipment.....	11,413	231	-	11,644
Property held under lease.....	515	206	-	721
Total accumulated depreciation.....	31,460	1,260	-	32,720
Total capital assets, being depreciated, net.....	6,087	1,192	-	7,279
Capital assets, net.....	\$ 29,694	\$ 21,322	\$ (2,313)	\$ 48,703

Other Fund - Parking Garages and San Francisco Market Corporation

	Balance July 1, 2002	Increases	Decreases	Balance June 30, 2003
Capital assets, not being depreciated:				
Construction in progress.....	\$ 22,159	\$ -	\$ (22,159)	\$ -
Total capital assets, not being depreciated.....	22,159	-	(22,159)	-
Capital assets, being depreciated:				
Facilities and improvements.....	84,002	134	(74,664)	9,472
Machinery and equipment.....	3,949	-	(3,924)	25
Total capital assets, being depreciated.....	87,951	134	(78,588)	9,497
Less accumulated depreciation for:				
Facilities and improvements.....	15,114	263	(11,387)	3,990
Machinery and equipment.....	104	-	(104)	-
Total accumulated depreciation.....	15,218	263	(11,491)	3,990
Total capital assets, being depreciated, net.....	72,733	(129)	(67,097)	5,507
Capital assets, net.....	\$ 94,892	\$ (129)	\$ (89,256)	\$ 5,507

**CITY AND COUNTY OF SAN FRANCISCO  
NOTES TO BASIC FINANCIAL STATEMENTS (Continued)  
June 30, 2003**

**Total Business-type Activities**

	Balance July 1, 2002	Increases*	Decreases	Balance June 30, 2003
Capital assets, not being depreciated:				
Land.....	\$ 186,508	\$ 7,793	\$ (277)	\$ 194,024
Construction in progress.....	1,266,397	571,667	(1,293,861)	546,203
Total capital assets, not being depreciated.....	<u>1,454,905</u>	<u>579,460</u>	<u>(1,294,138)</u>	<u>740,227</u>
Capital assets, being depreciated:				
Facilities and improvements.....	7,624,387	1,034,979	(86,152)	8,573,214
Machinery and equipment.....	1,078,847	291,264	(29,897)	1,340,214
Infrastructure.....	646,276	46,753	-	693,029
Property held under lease.....	824	-	-	824
Easements.....	132,939	3,286	(4,377)	131,848
Total capital assets, being depreciated.....	<u>9,483,273</u>	<u>1,376,282</u>	<u>(120,426)</u>	<u>10,739,129</u>
Less accumulated depreciation for:				
Facilities and improvements.....	2,169,195	251,408	(18,585)	2,402,018
Machinery and equipment.....	384,188	69,260	(24,731)	428,717
Infrastructure.....	165,148	21,386	-	186,534
Property held under lease.....	515	206	-	721
Easements.....	33,308	6,487	-	39,795
Total accumulated depreciation.....	<u>2,752,354</u>	<u>348,747</u>	<u>(43,316)</u>	<u>3,057,785</u>
Total capital assets, being depreciated, net.....	<u>6,730,919</u>	<u>1,027,535</u>	<u>(77,110)</u>	<u>7,681,344</u>
Business-type activities capital assets, net.....	<u>\$ 8,185,824</u>	<u>\$ 1,606,995</u>	<u>\$ (1,371,249)</u>	<u>\$ 8,421,571</u>

\* The increases include the transfers of DPT and Parking Garages beginning balances.

Depreciation expense was charged to functions/programs of the primary government as follows (in thousands):

Governmental Activities:	\$ 11,035
Public protection.....	13,965
Public works transportation and commerce.....	540
Human welfare and neighborhood development.....	857
Community Health.....	12,070
Culture and recreation.....	13,388
General administration and finance.....	-
Capital assets held by the City's internal service funds charged to the various functions on a prorated basis based on their usage of the assets.....	1,315
Total depreciation expense - governmental activities.....	<u>\$ 53,170</u>
Business-type activities:	
Airport.....	148,294
Water.....	31,430
Power.....	9,572
Transit.....	69,221
Hospitals.....	7,682
Sewer.....	38,369
Port.....	8,655
Market.....	263
Total depreciation expense - business-type activities.....	<u>\$ 313,496</u>

**CITY AND COUNTY OF SAN FRANCISCO  
NOTES TO BASIC FINANCIAL STATEMENTS (Continued)  
June 30, 2003**

Equipment is generally estimated to have useful lives of 2 to 40 years, except for certain equipment of the Water Department that has an estimated useful life of up to 75 years. Facilities and improvements are generally estimated to have useful lives from 15 to 50 years, except for utility type assets of the Water Department and Hetch Hetchy Water and Power (Hetch Hetchy), the CWP, MTA, Laguna Honda Hospital (LHH), and the Port of San Francisco (Port) that have estimated useful lives from 51 to 175 years. These long-lived assets include reservoirs, aqueducts, pumping stations of Hetch Hetchy, Cable Car Barn facilities and structures of MTA, building and structures of LHH, and pier substructures of the Port and totaled \$1.5 billion as of June 30, 2003. In addition, the Hetch Hetchy had utility type assets with useful lives over 100 years which totaled \$4.5 million at June 30, 2003.

During the fiscal year ended June 30, 2003, in conjunction with the incorporation of the DPT into the MTA enterprise fund, net capital assets were transferred from governmental activities and the parking garages enterprise fund to the MTA enterprise fund in the amounts of \$29 million and \$89.2 million, respectively.

During the fiscal year ended June 30, 2003, the City's enterprise funds incurred total interest expense and interest income of approximately \$292.7 million and \$50.3 million, respectively. Of these amounts, interest expense and interest income of approximately \$45 million and \$0.1 million respectively, was capitalized as part of the cost of constructing proprietary capital assets. The net amount of approximately \$44.9 million was capitalized into capital assets.

During fiscal year ended June 30, 2003, Water, Hetch Hetchy, and CWP expended \$18.3 million, \$2.5 million, \$2.2 million respectively, related to capitalized design and planning costs on certain projects which were discontinued. The amounts of the write-off were recognized as other operating expense in the accompanying financial statements.

During the fiscal year ended June 30, 2003, the City's board of supervisors suspended all activities of the Airfield Development Bureau (ADB) relating to the evaluation, planning, design, and construction of any future runway and configuration project of the Airport. As a result, of approximately \$80 million of costs incurred to date and capitalized under the ADB program, the Airport expended \$37 million of costs. The expended items were primarily related to industry forecasting tasks, legal services, public relations, and program management. The amounts of the write-off were recognized as other operating expense in the accompanying financial statements.

**CITY AND COUNTY OF SAN FRANCISCO  
NOTES TO BASIC FINANCIAL STATEMENTS (Continued)  
June 30, 2003**

**Component Unit - Redevelopment Agency**

Capital asset activity of the Redevelopment Agency for the year ended June 30, 2003 was as follows (in thousands):

	Balance July 1, 2002	Increases	Decreases	Balance June 30, 2003
Capital assets, not being depreciated:				
Property held under lease.....	\$ 64,150	\$ 13,482	\$ -	\$ 77,632
Construction in progress.....	648	6,924	-	7,572
Total capital assets not being depreciated.....	64,798	20,386	-	85,184
Capital assets, being depreciated:				
Facilities and improvements.....	135,608	1,604	-	137,212
Leasehold improvements.....	21,602	-	-	21,602
Machinery and equipment.....	7,606	121	-	7,727
Total capital assets being depreciated.....	164,816	1,725	-	166,541
Less accumulated depreciation and amortization for:				
Facilities and improvements.....	25,492	3,410	-	28,902
Leasehold improvements.....	6,480	432	-	6,922
Machinery and equipment.....	6,286	497	-	6,783
Total accumulated depreciation and amortization.....	38,248	4,339	-	42,587
Total capital assets being depreciated, net.....	126,568	(2,614)	-	123,954
Redevelopment Agency capital assets, net..:	\$ 191,366	\$ 17,772	\$ -	\$ 209,138

**CITY AND COUNTY OF SAN FRANCISCO  
NOTES TO BASIC FINANCIAL STATEMENTS (Continued)  
June 30, 2003**

**(8) BONDS, LOANS, CAPITAL LEASES AND OTHER PAYABLES**

The following is a summary of long-term obligations of the City as of June 30, 2003 (in thousands):

GOVERNMENTAL ACTIVITIES			
Type of Obligation and Purpose	Final Maturity Date	Remaining Interest Rates	Amount
<b>GENERAL OBLIGATION BONDS (a):</b>			
Affordable housing .....	2021	4.0 to 7.375%	\$ 90,830
City hall improvement project .....	2007	4.875 to 5.125%	11,545
Fire protection .....	2006	5.1 to 5.3%	1,890
Library .....	2022	2.5 to 7.0%	38,980
Museums .....	2019	5.1 to 5.5%	17,925
Parks and playgrounds .....	2021	3.5 to 6.5%	62,625
Public safety improvements .....	2014	5.1 to 5.5%	6,535
Schools .....	2020	4.25 to 6.5%	120,265
Zoo facilities .....	2022	2.5 to 6.5%	36,530
Refunding .....	2016	3.0 to 5.75%	472,500
General obligation bonds - governmental activities .....			859,825
<b>LEASE REVENUE BONDS:</b>			
San Francisco Finance Corporation* (b) & (e).....	2030	2.0 to 5.5%	252,035
Lease revenue bonds - governmental activities .....			252,035
<b>OTHER LONG-TERM OBLIGATIONS:</b>			
Certificates of participation (c) .....	2034	3.0 to 5.875%	296,135
Loans (c) & (f) .....	2012	4.5 to 6.7%	9,278
Capital leases payable (c) & (f) .....	2024	2.0 to 8.5%	212,649
Settlement Obligation Bonds (d) .....	2011	3.0 to 4.0%	49,470
Accrued vacation and sick leave (d) & (f).....			128,893
Accrued workers' compensation (d) & (f) .....			195,100
Estimated claims payable (d) & (f) .....			58,333
Other long-term obligations - governmental activities .....			949,858
<b>DEFERRED AMOUNTS:</b>			
Bond issuance premiums.....			3,852
Bond issuance discounts.....			(2,737)
Bond refunding.....			(6,077)
Deferred amounts.....			(4,962)
Governmental activities total long-term obligations.....			\$ 2,056,556

Debt service payments are made from the following sources:

- (a) Property tax recorded in the Debt Service Fund.
- (b) Lease revenues from participating departments in the General, Special Revenue and Enterprise Funds.
- (c) Revenues recorded in Special Revenue Funds.
- (d) Revenues recorded in the General Fund.
- (e) Hotel taxes and other revenues recorded in the General and Special Revenue Funds.
- (f) User-charge reimbursements from the General, Special Revenue and Enterprise Funds.

Internal Service Funds serve primarily the governmental funds. Accordingly, long-term liabilities for the Internal Service Funds are included in the above amounts.

\*Includes the Moscone Center West Expansion Project which was financed with variable rate bonds that reset weekly. The average interest rate from issuance date of November 2, 2000 through June 30, 2003 was 1.72%.

**CITY AND COUNTY OF SAN FRANCISCO  
NOTES TO BASIC FINANCIAL STATEMENTS (Continued)  
June 30, 2003**

**BUSINESS-TYPE ACTIVITIES**

<u>Entity and Type of Obligation</u>	<u>Final Maturity Date</u>	<u>Remaining Interest Rates</u>	<u>Amount</u>
San Francisco International Airport:	2032	1.55 to 8.0%	\$ 4,270,600
Revenue bonds			
Water Department	2032	2.5 to 7.4%	514,370
Revenue bonds			2,396
Accreted interest			
Hetch Hetchy Water and Power:	2010	3%	971
Notes, loans and other payables			
Municipal Transportation Agency:	2005	3.43%	331
Municipal Railway			
Capital leases			
Parking and Traffic:	2020	4 to 5%	23,045
Revenue bonds	2022	3.5 to 6%	12,355
Lease revenue bonds	2006	2.25 to 4.87%	810
Capital leases	2010	3.0 to 5.25%	26,511
Notes, loans and other payables*	2018	3.0 to 5.375%	12,740
Downtown Parking - parking revenue refunding bonds	2017	3.5 to 4.7%	5,465
Ellis-O'Farrell - parking revenue refunding bonds	2031	4.5 to 6.0%	19,000
Uptown Parking - revenue bonds			
General Hospital Medical Center:	2007	3.0 to 3.8%	2,779
Capital leases			
Clean Water Program:	2025	3.0 to 5.25%	396,270
Revenue bonds	2021	2.8 to 3.5%	165,125
State of California - Revolving fund loans			
Port of San Francisco:			
General Obligation Bonds -			
City and County of San Francisco	2005	6.30%	800
Revenue bonds	2010	5.0 to 9.0%	30,690
Notes, loans and other payables	2029	4.50%	3,510
Capital leases	2005	6.31%	68
Laguna Honda Hospital:	2003	5.40%	222
Capital leases			
Accrued vacation and sick leave			70,629
Accrued workers' compensation			169,156
Estimated claims payable			34,971
Deferred Amounts:			
Bond issuance premiums			46,226
Bond issuance discounts			(22,579)
Bond refunding			(77,354)
Business-type activities total long-term obligations			\$ 5,709,107

\*Includes an unamortized loan premium of \$1.4 million for DPT.

Sources of funds to meet debt service requirements are revenues derived from user fees and charges for services recorded in their respective Enterprise Funds.

**CITY AND COUNTY OF SAN FRANCISCO  
NOTES TO BASIC FINANCIAL STATEMENTS (Continued)  
June 30, 2003**

**COMPONENT UNIT**

<u>Type of Obligation</u>	<u>Final Maturity Date</u>	<u>Remaining Interest Rates</u>	<u>Amount</u>
SAN FRANCISCO REDEVELOPMENT AGENCY AND FINANCING AUTHORITY:			
Lease Revenue Bonds:			
Mescone Convention Center (e)	2024	2.0 to 8.5%	\$ 187,210
Hotel Tax Revenue Bonds (b)	2025	4.1 to 6.75%	72,515
Financing Authority Bonds:			
Tax Allocation Revenue Bonds (c)	2025	3.0 to 8.3%	438,536
South Beach Harbor Variable Rate Refunding Bonds (d)	2017	Variable (1.05 % at 6/30/03)	11,500
Less deferred amounts:			
Bond issuance premiums			8,232
Refunding loss			(213)
Sub-total			717,780
California Department of Boating and Waterways Loan (e)	2037	4.50%	8,000
Accrued interest payable			159,478
Accrued vacation and sick leave pay			2,900
Component unit total long-term obligations			\$ 888,158

Debt service payments are made from the following sources:

- (a) Hotel taxes and operating revenues recorded in the Convention Facilities Special Revenue Fund and existing debt service/escrow trust funds.
- (b) Hotel taxes from hotels located in the Redevelopment Project Areas.
- (c) Property taxes allocated to the Redevelopment Agency based on increased assessed valuations in project areas (note 12) and existing debt service/escrow trust funds.
- (d) South Beach Harbor Project cash reserves, property tax increments and project revenues.
- (e) South Beach Harbor Project revenues (subordinated to Refunding Bonds).

**Debt Compliance**

There are a number of limitations and restrictions contained in the various bond indentures. The City believes it is in compliance with all significant limitations and restrictions.

**Legal Debt Limit and Legal Debt Margin**

As of June 30, 2003, the City's debt limit (3% of valuation subject to taxation) was \$2.8 billion. The total amount of debt applicable to the debt limit was \$0.8 billion, net of certain assets in other non-major governmental funds, and other deductions allowed by law. The resulting legal debt margin was \$2.0 billion.

**Arbitrage**

Under U.S. Treasury Department regulations, all governmental tax-exempt debt issued after August 31, 1986 is subject to arbitrage rebate requirements. The requirements stipulate, in general, that the earnings from the investment of tax exempt bond proceeds, which exceed related interest expenditures on the bonds, must be remitted to the Federal government on every fifth anniversary of each bond issue. The City has evaluated each general obligation bond and has recognized an arbitrage liability of \$1.6 million as of June 30, 2003. This arbitrage liability is reported in deferred credits and other liabilities in the

**CITY AND COUNTY OF SAN FRANCISCO  
NOTES TO BASIC FINANCIAL STATEMENTS (Continued)  
June 30, 2003**

governmental activities of the statement of net assets. The Finance Corporation had an independent consultant perform a separate calculation on their lease revenue bonds and a liability of \$1.4 million was reported in the deferred credits and other liabilities in the Internal Service Fund as of June 30, 2003. Each Enterprise Fund has performed a similar analysis of its debt which is subject to arbitrage rebate requirements. Any material arbitrage liability related to the debt of the Enterprise Funds has been recorded as a liability in the respective fund. In addition, the Redevelopment Agency records any arbitrage liability in deferred credits and other liabilities.

**Assessment District**

During June 1996, the City issued \$1 million of Limited Obligation Improvement Bonds for the Bayshore Hester Assessment District No. 95-1. These bonds were issued pursuant to the Improvement Bond Act of 1915. The proceeds were used to finance the construction of a new public right-of-way. The bonds began to mature during the fiscal year ended June 30, 1999 and continue through 2026 bearing interest from 6.0% to 6.85%. These bonds do not represent obligations of the City. Neither the faith and credit nor the taxing power of the City is pledged to the payment of the bonds. Accordingly, the debt has not been included in the basic financial statements. Assessments collected for repayment of this debt are received in the Tax Collection Agency Fund. Unpaid assessments constitute fixed liens on the lots and parcels assessed within the Bayshore-Hester Assessment District and do not constitute a personal indebtedness of the respective owners of such lots and parcels.

**Mortgage Revenue Bonds**

In order to facilitate affordable housing, the City issues mortgage revenue bonds for the financing of multifamily rental housing and for below-market rate mortgage financing for first time homebuyers. These obligations are secured by the related mortgage indebtedness and are not obligations of the City. During the fiscal year 2003, the City issued multifamily housing revenue bonds in the amount of \$31.3 million and single-family mortgage revenue draw down bonds in the amount of \$24.1 million. As of June 30, 2003, the aggregate outstanding obligation of such bonds was \$138.6 million.

**CITY AND COUNTY OF SAN FRANCISCO  
NOTES TO BASIC FINANCIAL STATEMENTS (Continued)  
June 30, 2003**

**Changes in Long-Term Obligations**

The changes in long-term obligations for governmental activities for the year ended June 30, 2003, are as follows (in thousands):

	July 1, 2002	Additional Obligations, Interest, Accretion and Net Increases	Current Maturities, Retirements, and Net Decreases	June 30, 2003	Amounts Due Within One Year
<b>Governmental activities:</b>					
Bonds payable:					
General obligation bonds	\$ 917,220	\$ 29,345	\$ (86,940)	\$ 859,625	\$ 64,155
Lease revenue bonds	293,810	10,975	(52,750)	252,035	15,895
Certificates of participation	259,360	41,965	(5,190)	296,135	5,500
Settlement obligation bond	54,820	-	(5,350)	49,470	5,510
Less deferred amounts:					
For insurance premiums	3,805	417	(370)	3,852	-
For issuance discounts	(2,840)	-	103	(2,737)	-
On refunding	(6,670)	-	953	(5,717)	-
Total bonds payable	1,519,505	82,702	(149,904)	1,452,303	91,050
Loans	13,007	-	(3,729)	9,278	1,824
Capital leases	226,541	79,092	(92,994)	212,649	15,123
Accrued vacation and sick leave pay	121,960	79,990	(73,057)	128,893	63,836
Accrued workers' compensation	176,777	49,090	(30,767)	195,100	41,059
Estimated claims payable	41,445	30,533	(13,645)	58,333	18,855
Governmental activities long-term obligations	\$ 2,099,235	\$ 321,407	\$ (364,086)	\$ 2,056,556	\$ 231,747

Internal Service Funds serve primarily the governmental funds, the long-term liabilities of which are included as part of the above totals for governmental activities. At the year ending June 30, 2003, \$252 million of lease revenue bonds, \$2 million of capital leases, \$0.6 million of loans, \$3.6 million of accrued vacation and sick leave pay and \$1.1 million of accrued workers' compensation are included in the above amounts. Also, for the governmental activities, claims and judgments and compensated absences are generally liquidated by the general fund.

The changes in long-term obligations for each enterprise fund for the year ended June 30, 2003, are as follows (in thousands):

	July 1, 2002	Additional Obligations, Interest Accretion and Net Increases	Current Maturities, Retirements, and Net Decreases	June 30, 2003	Amounts Due Within One Year
<b>San Francisco International Airport</b>					
Bonds payable:					
Revenue bonds	\$ 4,323,005	\$ 156,975	\$ (209,380)	\$ 4,270,600	\$ 70,630
Less deferred amounts:					
For issuance premiums	7,896	7,457	196	15,469	-
For issuance discounts	(20,537)	-	591	(19,946)	-
On refunding	(39,245)	(5,714)	3,767	(41,193)	-
Total bonds payable	4,271,058	158,718	(204,826)	4,224,950	70,630
Accrued vacation and sick leave pay	10,945	957	(745)	11,157	5,757
Accrued workers' compensation	5,403	2,393	(2,037)	5,759	1,305
Estimated claims payable	459	77	(77)	459	209
Long-term obligations	\$ 4,287,865	\$ 162,145	\$ (207,685)	\$ 4,242,325	\$ 77,901

CITY AND COUNTY OF SAN FRANCISCO  
 NOTES TO BASIC FINANCIAL STATEMENTS (Continued)  
 June 30, 2003

The changes in long-term obligations for each enterprise fund for the year ended June 30, 2003, are as follows (in thousands) - continued:

	July 1, 2002	Additional Obligations, Interest Accretion and Net Increases	Current Maturities, Retirements, and Net Decreases	June 30, 2003	Amounts Due Within One Year
<b>Water Department</b>					
Bonds payable:					
Revenue bonds	\$ 382,604	\$ 249,280	\$ (97,494)	\$ 514,370	\$ 13,345
Less deferred amounts:					
For issuance premiums	755	6,650	(227)	7,178	-
For issuance discounts	(4,693)	2,160	(100)	(2,633)	-
On refunding	(4,162)	(4,673)	470	(8,365)	-
Total bonds payable	384,504	253,397	(97,351)	510,560	13,345
Accrued interest payable	2,237	159	-	2,396	-
Commercial paper	90,000	-	(90,000)	-	-
Accrued vacation and sick leave pay	7,084	5,836	(5,103)	7,817	3,894
Accrued workers' compensation	7,307	5,428	(2,814)	9,821	2,074
Estimated claims payable	4,968	82	(1,227)	3,823	1,025
Long-term obligations	\$ 466,100	\$ 264,902	\$ (196,595)	\$ 534,407	\$ 20,338
<b>Hetch Hetchy Water and Power</b>					
Notes, loans, and other payables	\$ -	\$ 971	\$ -	\$ 971	\$ 103
Accrued vacation and sick leave pay	1,744	754	(813)	1,585	880
Accrued workers' compensation	1,625	568	(300)	1,893	384
Estimated claims payable	3,620	-	(3,477)	143	38
Long-term obligations	\$ 6,989	\$ 2,293	\$ (4,690)	\$ 4,592	\$ 1,405
<b>Municipal Transportation Agency</b>					
Bonds payable:					
Revenue bonds	\$ -	\$ 79,930	\$ (19,680)	\$ 60,250	\$ 920
Lease revenue bonds	-	13,245	(890)	12,355	1,840
Less deferred amounts:					
For issuance premiums	-	945	(37)	908	-
Total bonds payable	-	94,120	(20,607)	73,513	2,760
Notes, loans, and other payables	-	28,620	(2,109)	26,511	3,342
Capital leases	-	1,656	(615)	1,141	603
Accrued vacation and sick leave pay	20,983	21,203	(18,152)	24,034	13,857
Accrued workers' compensation	82,342	49,328	(22,815)	108,855	24,841
Estimated claims payable	29,911	4,775	(7,014)	27,672	10,754
Long-term obligations	\$ 133,236	\$ 199,700	\$ (71,012)	\$ 261,924	\$ 56,157
*Includes an unamortized loan premium of \$1.4 million for DPT					
<b>General Hospital Medical Center</b>					
Capital leases	\$ 802	\$ 3,054	\$ (1,077)	\$ 2,779	\$ 787
Accrued vacation and sick leave pay	15,927	5,963	(8,651)	12,899	7,484
Accrued workers' compensation	14,675	12,728	(4,978)	22,425	5,007
Long-term obligations	\$ 31,404	\$ 21,345	\$ (14,706)	\$ 38,043	\$ 13,278

CITY AND COUNTY OF SAN FRANCISCO  
 NOTES TO BASIC FINANCIAL STATEMENTS (Continued)  
 June 30, 2003

The changes in long-term obligations for each enterprise fund for the year ended June 30, 2003, are as follows (in thousands) - continued:

	July 1, 2002	Additional Obligations, Interest Accretion and Net Increases	Current Maturities, Retirements, and Net Decreases	June 30, 2003	Amounts Due Within One Year
<b>Clean Water Program</b>					
Bonds payable:					
Revenue bonds	\$ 418,809	\$ 396,834	\$ (419,373)	\$ 396,270	\$ -
Less deferred amounts:					
For issuance premiums	(4,345)	22,809	(418)	4,345	-
For issuance discounts	(8,925)	(27,569)	9,644	(26,850)	-
On refunding	405,539	392,074	(405,802)	391,811	-
Total bonds payable	179,591	-	(14,466)	165,125	14,929
State of California - Revolving fund loans	3,455	2,148	(1,990)	3,623	1,996
Accrued vacation and sick leave pay	2,695	2,035	(900)	3,830	829
Accrued workers' compensation	4,728	-	(3,754)	974	260
Estimated claims payable	596,008	396,257	(426,902)	565,363	18,004
Long-term obligations	\$ 2,000	\$ -	\$ (1,200)	\$ 800	\$ 400
<b>Port of San Francisco</b>					
Bonds payable:					
General obligation bonds	\$ 34,095	-	(3,405)	\$ 30,690	\$ 3,955
Revenue bonds	-	-	-	-	-
Less deferred amounts:					
For issuance premiums	303	-	(43)	260	-
On refunding	(1,103)	-	157	(946)	-
Total bonds payable	35,295	-	(4,491)	30,804	3,955
Notes, loans, and other payables	3,594	-	(74)	3,510	74
Capital leases	108	-	(40)	68	44
Accrued vacation and sick leave pay	1,795	1,489	(1,394)	1,890	1,006
Accrued workers' compensation	2,470	1,205	(744)	2,931	644
Estimated claims payable	1,600	328	(28)	1,900	1,500
Long-term obligations	\$ 44,852	\$ 3,020	\$ (6,769)	\$ 41,103	\$ 7,263
<b>Laguna Honda Hospital</b>					
Capital leases	\$ 432	\$ -	\$ (210)	\$ 222	\$ 222
Accrued vacation and sick leave pay	7,495	6,050	(5,861)	7,684	4,702
Accrued workers' compensation	10,887	4,235	(1,678)	13,444	2,862
Business-type activity	-	-	-	-	-
Long-term obligations	\$ 18,814	\$ 10,285	\$ (7,749)	\$ 21,350	\$ 7,786
<b>Other Fund - Parking Garages and San Francisco Market Corporation</b>					
Bonds payable:					
Revenue bonds	\$ 37,010	\$ -	\$ (37,010)	\$ -	\$ -
Less deferred amounts:					
For issuance premiums	620	-	(620)	-	-
For issuance discounts	(130)	-	130	-	-
Total bonds payable	37,500	-	(37,500)	-	-
Notes, loans, and other payables	492	-	(492)	-	-
Long-term obligations	\$ 37,992	\$ -	\$ (37,992)	\$ -	\$ -

**CITY AND COUNTY OF SAN FRANCISCO  
NOTES TO BASIC FINANCIAL STATEMENTS (Continued)  
June 30, 2003**

A summary of the changes in long-term obligations for each enterprise fund for the year ended June 30, 2003, are as follows (in thousands):

	Additional Obligations, Interest Accretion and Net		Current Maturities, Retirements, and Net		Amounts Due Within	
	July 1, 2002	Increases	Decreases	June 30, 2003	One Year	One Year
<b>Total Business-type Activities:</b>						
Bonds payable:						
General obligation bonds	\$ 2,000	\$ -	\$ (1,200)	\$ 800	\$ 400	
Revenue bonds	5,175,523	882,969	(786,342)	5,272,160	88,450	
Lease revenue bonds	-	13,245	(880)	12,365	1,840	
Less deferred amounts	9,514	37,861	(1,149)	46,226	-	
For issuance premiums	(29,705)	2,160	4,966	(22,579)	-	
On refunding	(93,436)	(37,955)	14,058	(77,354)	-	
Total bonds payable	5,103,896	898,309	(770,577)	5,231,628	90,730	
Accrued interest payable	2,237	159	-	2,396	-	
Commercial paper	90,000	-	(90,000)	-	-	
State of California - Revolving fund loans	179,391	-	(14,466)	165,125	14,929	
Notes, loans, and other payables	4,076	28,591	(2,675)	30,992	3,519	
Capital leases	1,342	4,710	(1,842)	4,210	1,656	
Accrued vacation and sick leave pay	89,428	44,000	(42,789)	70,629	39,566	
Accrued workers' compensation	127,404	77,918	(36,166)	169,156	37,946	
Estimated claims payable	45,286	5,260	(15,575)	34,971	13,786	
Business-type activities long term obligations	\$ 5,623,260	\$ 1,059,947	\$ (974,100)	\$ 5,709,107	\$ 202,132	

The changes in long term obligations for the component unit for the year ended June 30, 2003, are as follows (in thousands):

	Additional Obligations, Interest Accretion and Net		Current Maturities, Retirements, and Net		Amounts Due Within	
	July 1, 2002	Increases	Decreases	June 30, 2003	One Year	One Year
<b>Component unit:</b>						
<b>Redevelopment Agency</b>						
Bonds payable:						
Revenue bonds	\$ 569,477	\$ 212,105	\$ (83,321)	\$ 698,261	\$ 26,183	
Refunding bonds	12,500	-	(1,000)	11,500	-	
Less deferred amounts:						
For issuance premiums	-	8,232	-	8,232	-	
For issuance discounts	-	(213)	-	(213)	-	
Total bonds payable	591,977	220,124	(84,321)	717,780	26,183	
Accrued interest payable	154,859	16,582	(11,963)	159,478	33,684	(1)
Notes, loans, and other payables	8,000	-	-	8,000	-	
Accrued vacation and sick leave pay	1,870	1,030	-	2,900	1,095	
Component unit - long term obligations	\$ 746,706	\$ 237,736	\$ (96,284)	\$ 888,158	\$ 60,962	

(1) This amount is included in accrued interest payable in the accompanying Statement of Net Assets.

**CITY AND COUNTY OF SAN FRANCISCO  
NOTES TO BASIC FINANCIAL STATEMENTS (Continued)  
June 30, 2003**

Annual debt service requirements to maturity for all bonds and loans outstanding as of June 30, 2003, for governmental activities are as follows (in thousands):

Fiscal Year Ending	General Obligation Bonds		Lease Revenue Bonds		Other Long-Term Obligations		Total	
	Principal	Interest	Principal	Interest	Principal	Interest	Principal	Interest
June 30	\$ 84,155	\$ 43,338	\$ 15,865	\$ 5,321	\$ 12,834	\$ 16,586	\$ 92,874	\$ 65,245
2004	80,150	40,462	16,880	4,818	15,554	16,363	92,584	61,643
2005	63,005	37,635	15,210	4,303	15,840	15,730	94,055	57,668
2006	66,075	34,356	12,975	3,871	15,462	15,064	94,512	53,291
2007	67,030	30,921	12,135	3,495	14,934	14,428	94,059	48,844
2008-2013	321,720	103,299	40,440	13,139	69,079	61,982	431,239	178,420
2014-2018	168,375	37,733	34,665	8,822	51,930	47,570	254,990	94,125
2019-2023	49,115	4,591	40,025	5,309	43,605	35,244	132,745	45,144
2024-2028	-	-	43,700	2,138	47,315	23,831	91,015	25,969
2029-2033	-	-	20,100	247	57,030	10,524	77,130	10,771
2034-2038	-	-	-	-	11,300	350	11,300	350
Total	\$ 859,625	\$ 332,335	\$ 252,035	\$ 51,463	\$ 354,883	\$ 257,672	\$ 1,466,543	\$ 641,470

The annual debt service requirement to maturity for all bonds and loans outstanding as of June 30, 2003, for each enterprise fund is as follows (in thousands):

Fiscal Year Ending	General Obligation Bonds		Revenue Bonds		Other Long-Term Obligations		Total	
	Principal	Interest	Principal	Interest	Principal	Interest	Principal	Interest
June 30	\$ -	\$ -	\$ 70,630	\$ 222,223	\$ -	\$ -	\$ 70,630	\$ 222,223
2004	-	-	93,070	218,928	-	-	93,070	218,928
2005	-	-	98,260	214,490	-	-	98,260	214,490
2006	-	-	107,870	209,636	-	-	107,870	209,636
2007	-	-	114,430	204,304	-	-	114,430	204,304
2008-2013	-	-	668,125	929,868	-	-	668,125	929,868
2014-2018	-	-	818,780	742,734	-	-	818,780	742,734
2019-2023	-	-	1,029,930	499,477	-	-	1,029,930	499,477
2024-2028	-	-	997,615	211,489	-	-	997,615	211,489
2029-2033	-	-	271,890	24,941	-	-	271,890	24,941
2034-2038	-	-	4,270,600	3,478,098	-	-	4,270,600	3,478,098
Total	\$ -	\$ -	\$ 4,270,600	\$ 3,478,098	\$ -	\$ -	\$ 4,270,600	\$ 3,478,098

(1) The specific year for payment of estimated claims payable, accrued vacation and sick leave pay and accrued workers' compensation is not practicable to determine.

(2) Includes the Moscone Center Expansion Project Lease Revenue Bonds with variable rate bonds currently reset weekly.



**CITY AND COUNTY OF SAN FRANCISCO  
NOTES TO BASIC FINANCIAL STATEMENTS (Continued)  
June 30, 2003**

The annual debt service requirement to maturity for all bonds and loans outstanding as of June 30, 2003, for each enterprise fund is as follows (in thousands) – continued:

Fiscal Year Ending	General Obligation Bonds		Revenue Bonds		Other Long-Term Obligations		Total
	Principal	Interest	Principal	Interest	Principal	Interest	
2004	\$ -	\$ -	\$ 13,945	\$ 24,537	\$ -	\$ -	\$ 38,482
2005	-	-	14,055	23,939	-	-	38,004
2006	-	-	14,790	23,315	-	-	38,105
2007	-	-	15,450	22,666	-	-	38,116
2008	-	-	16,225	21,921	-	-	38,146
2009-2013	-	-	93,470	97,385	-	-	190,855
2014-2018	-	-	100,685	73,209	-	-	173,894
2019-2023	-	-	79,210	51,914	-	-	131,124
2024-2028	-	-	87,175	30,847	-	-	118,022
2029-2033	-	-	79,965	9,507	-	-	89,472
Total	\$ -	\$ -	\$ 514,370	\$ 379,240	\$ -	\$ -	\$ 893,610

**Water Department<sup>(1)</sup>**

Fiscal Year Ending	General Obligation Bonds		Revenue Bonds		Other Long-Term Obligations		Total
	Principal	Interest	Principal	Interest	Principal	Interest	
2004	\$ -	\$ -	\$ -	\$ -	\$ 103	\$ 45	\$ 148
2005	-	-	-	-	123	25	148
2006	-	-	-	-	127	21	148
2007	-	-	-	-	130	18	148
2008	-	-	-	-	134	14	148
2009-2013	-	-	-	-	354	16	370
Total	\$ -	\$ -	\$ -	\$ -	\$ 971	\$ 139	\$ 1,110

**Hetch Hetchy Water and Power<sup>(1)</sup>**

Fiscal Year Ending	General Obligation Bonds		Revenue Bonds		Other Long-Term Obligations		Total
	Principal	Interest	Principal	Interest	Principal	Interest	
2004	\$ -	\$ -	\$ 3,551	\$ 3,341	\$ 1,283	\$ 6,101	\$ 10,275
2005	-	-	3,030	3,422	1,066	6,589	10,107
2006	-	-	3,375	3,281	3,741	7,116	14,413
2007	-	-	3,500	3,147	3,934	7,434	14,975
2008	-	-	3,650	3,003	4,136	7,786	15,475
2009-2013	-	-	15,925	12,792	6,275	278	25,270
2014-2018	-	-	20,245	8,461	170	59	28,935
2019-2023	-	-	9,200	3,881	-	-	13,081
2024-2028	-	-	2,125	2,125	-	-	4,250
2029-2033	-	-	10,920	452	-	-	11,372
Total	\$ -	\$ -	\$ 72,805	\$ 44,115	\$ 25,156	\$ 4,749	\$ 142,825

<sup>(1)</sup> The specific year for payment of accrued interest payable (Water Department), estimated claims payable, accrued vacation and sick leave pay and accrued workers' compensation is not practicable to determine.  
<sup>(2)</sup> Unamortized loan premiums of \$1.4 million (MTA) are not included in principal payments.

**CITY AND COUNTY OF SAN FRANCISCO  
NOTES TO BASIC FINANCIAL STATEMENTS (Continued)  
June 30, 2003**

The annual debt service requirement to maturity for all bonds and loans outstanding as of June 30, 2003, for each enterprise fund is as follows (in thousands) – continued:

Fiscal Year Ending	General Obligation Bonds		Revenue Bonds		Other Long-Term Obligations		Total
	Principal	Interest	Principal	Interest	Principal	Interest	
2004	\$ -	\$ -	\$ -	\$ 20,233	\$ 14,929	\$ 5,203	\$ 40,365
2005	-	-	-	17,219	15,414	4,718	37,351
2006	-	-	-	17,219	15,914	4,218	37,351
2007	-	-	-	33,448	16,718	3,701	53,867
2008	-	-	-	34,500	15,698	3,337	53,535
2009-2013	-	-	-	144,220	60,556	9,395	214,171
2014-2018	-	-	-	102,005	31,915	23,612	157,532
2019-2023	-	-	-	73,236	11,678	4,964	89,878
2024-2028	-	-	-	8,865	674	-	9,539
Total	\$ -	\$ -	\$ 396,270	\$ 191,910	\$ 165,125	\$ 33,048	\$ 686,353

**Port of San Francisco<sup>(1)</sup>**

Fiscal Year Ending	General Obligation Bonds		Revenue Bonds		Other Long-Term Obligations		Total
	Principal	Interest	Principal	Interest	Principal	Interest	
2004	\$ 400	\$ 50	\$ 3,595	\$ 1,719	\$ 74	\$ 158	\$ 5,946
2005	400	25	3,920	1,449	77	155	5,997
2006	-	-	4,135	1,226	81	151	5,593
2007	-	-	4,370	985	84	148	5,587
2008	-	-	4,615	727	88	144	5,574
2009-2013	-	-	10,055	602	503	656	11,216
2014-2018	-	-	-	-	627	532	1,159
2019-2023	-	-	-	-	781	377	1,158
2024-2028	-	-	-	-	973	182	1,155
2029-2033	-	-	-	-	222	9	231
Total	\$ 800	\$ 75	\$ 30,690	\$ 6,708	\$ 3,510	\$ 2,512	\$ 43,495

A summary of the annual debt service requirement to maturity for all bonds and loans outstanding as of June 30, 2003, for business type activities follows (in thousands):

Fiscal Year Ending	General Obligation Bonds		Revenue / Lease Bonds		Other Long-Term Obligations		Total
	Principal	Interest	Principal	Interest	Principal	Interest	
2004	\$ 400	\$ 50	\$ 90,330	\$ 272,263	\$ 18,447	\$ 6,689	\$ 477,729
2005	400	25	114,075	294,955	19,173	5,964	529,617
2006	-	-	120,560	259,531	19,863	5,273	405,227
2007	-	-	164,635	253,152	20,578	4,568	442,933
2008	-	-	173,420	245,653	17,695	3,815	419,583
2009-2013	-	-	931,795	1,101,203	67,657	10,345	2,103,000
2014-2018	-	-	1,041,715	856,319	24,409	2,945	2,925,788
2019-2023	-	-	1,191,575	566,950	5,745	668	2,956,843
2024-2028	-	-	1,093,655	245,145	973	182	2,342,955
2029-2033	-	-	362,775	34,900	222	9	740,806
Total	\$ 800	\$ 75	\$ 5,284,535	\$ 4,100,071	\$ 194,762	\$ 40,448	\$ 10,820,821

<sup>(1)</sup> The specific year for payment of accrued interest payable (Water Department), estimated claims payable, accrued vacation and sick leave pay and accrued workers' compensation is not practicable to determine.  
<sup>(2)</sup> Unamortized loan premiums of \$1.4 million (MTA) are not included in principal payments.

**CITY AND COUNTY OF SAN FRANCISCO  
NOTES TO BASIC FINANCIAL STATEMENTS (Continued)  
June 30, 2003**

The annual debt service requirement to maturity for all bonds and loans outstanding as of June 30, 2003, for the component unit are as follows (in thousands):

Fiscal Year Ending	Lease Revenue Bonds		Tax Revenue Bonds		Other Long-Term Obligations		Total	
	Principal	Interest	Principal	Interest	Principal	Interest	Principal	Interest
June 30								
2004	\$ 10,734	\$ 39,381	\$ 15,449	\$ 25,381	\$ -	\$ 679	\$ 26,183	\$ 65,441
2005	33,776	84,130	20,861	26,489	-	679	54,637	111,288
2006	5,875	13,338	22,347	25,600	-	679	28,222	39,617
2007	5,606	13,680	21,960	24,641	675	679	28,241	39,000
2008	5,399	13,957	24,283	21,957	806	664	30,488	36,578
2009-2013	24,793	73,109	129,228	99,599	6,110	2,669	160,131	175,377
2014-2018	62,652	36,187	164,769	54,621	5,515	1,702	232,936	92,510
2019-2023	30,615	5,755	91,035	26,572	1,358	1,322	123,008	33,649
2024-2028	7,760	532	21,119	22,658	1,682	988	30,571	24,378
2029-2033	-	-	-	-	2,110	570	2,110	570
2034-2038	-	-	-	-	1,234	101	1,234	101
Total	\$ 187,210	\$ 280,069	\$ 511,051	\$ 327,718	\$ 19,500	\$ 10,732	\$ 717,761	\$ 618,519

(1) The specific year for payment of accrued interest payable and accrued vacation and sick leave pay is not practicable to determine.

**Governmental Activities Long-term Liabilities**

**General Obligation Bonds**

The City issues general obligation bonds to provide funds for the acquisition or improvement of real property and construction of affordable housing. General obligation bonds have been issued for both governmental and business-type activities; however, general obligation bonds have not been issued for business-type activities since 1979. The net authorized and unissued governmental activities general obligation bonds for the fiscal year ended June 30, 2003, are as follows (in thousands):

Governmental Activities - General Obligation Bonds	
(in thousands)	
Authorized and unissued as of June 30, 2002.....	\$ 951,845
Bonds issued:	
Series 2002A, Zoo Facilities Bonds.....	(6,210)
Series 2002B, Branch Library Facilities Improvement Bonds.....	(23,135)
Net authorized and unissued as of June 30, 2003.....	\$ 922,500

There were no new authorizations on general obligation bonds in fiscal year ended June 30, 2003.

In October 2002, the City issued General Obligation Bonds, Zoo Facilities, Series 2002A in the amount of \$6.2 million. Interest rates range from 2.5% to 5.0%. The bonds mature from June 2003 through June 2022. The bonds were issued to provide funds to finance the acquisition, construction and/or reconstruction of San Francisco Zoo facilities and properties and all other works, property and structures necessary or convenient for these purposes. Debt service payments are funded through ad valorem taxes on property.

**CITY AND COUNTY OF SAN FRANCISCO  
NOTES TO BASIC FINANCIAL STATEMENTS (Continued)  
June 30, 2003**

In October 2002, the City issued General Obligation Bonds, Branch Library Facilities Improvement Bonds, Series 2002B in the amount of \$23.1 million. Interest rates range from 2.5% to 5.0%. The bonds mature from June 2003 through June 2022. The bonds were issued to finance the acquisition of sites to be used for the construction of new branch libraries to replace currently leased facilities, the renovation and rehabilitation of branch libraries, and acquisition and construction of a new branch library in the Mission Bay neighborhood. Debt service payments are funded through ad valorem taxes on property.

The Port of San Francisco is the only business-type activity that has General Obligation Bonds outstanding which amount to \$0.8 million as of June 30, 2003. The bonds were issued in 1971 for the improvement of the San Francisco harbor area. The final maturity is in fiscal year 2004-2005. Debt service payments are funded from Port's revenues.

**Lease Revenue Bonds**

The changes in governmental activities - lease revenue bonds for the year ended June 30, 2003 were as follows:

Governmental Activities - Lease Revenue Bonds	
(in thousands)	
Authorized and unissued as of June 30, 2002* .....	\$ 129,492
Increase in authorization in this fiscal year:	
Current year annual increase in Finance Corporation's equipment program.....	1,710
Current year maturities in Finance Corporation's equipment program.....	5,880
Bonds issued:	
Series 2003A, San Francisco Finance Corporation .....	(10,975)
Net authorized and unissued as of June 30, 2003 .....	\$ 126,107

\*Amount net of authorization for DPT. Starting July 1, 2002, the activities of the DPT are accounted for under the MTA.

**Finance Corporation**

The purpose of the Finance Corporation is to provide a means to publicly finance through lease financing the acquisition, construction and installation of facilities, equipment and other tangible real and personal property for the City's general governmental purposes.

The Finance Corporation uses lease revenue bonds to finance the purchase or construction of property and equipment, which are in turn leased to the City under the terms of an Indenture and Equipment Lease Agreement. These assets are then recorded in the basic financial statements of the City. Since the sole purpose of the bond proceeds is to provide lease financing to the City, any amounts that are not applied towards the acquisition or construction of real and personal property such as unapplied acquisition funds, bond issue costs, amounts withheld pursuant to reserve fund requirements, and amounts designated for capitalized interest are recorded as deferred credits until such time as they are used for their intended purposes.

**CITY AND COUNTY OF SAN FRANCISCO  
NOTES TO BASIC FINANCIAL STATEMENTS (Continued)  
June 30, 2003**

(a) Equipment Lease Program

In the June 5, 1990 election, the voters of the City approved Proposition C, which amended the City Charter to allow the City to lease-purchase up to \$20 million of equipment through a non-profit corporation using tax-exempt obligations.

Beginning July 1, 1991, the Finance Corporation was authorized to issue lease revenue bonds up to \$20 million in aggregate principal amount outstanding plus 5% annual adjustment each July 1. As of June 30, 2003, the total authorized amount is \$35.9 million. The total accumulated annual authorization since 1990 is \$15.9 million of which \$1.7 million is new annual authorization for the fiscal year ending June 30, 2003.

The equipment lease program functions as a revolving bond authorization fund. That is, for each dollar in bond principal that is repaid, a new dollar can be issued. The Finance Corporation has issued \$94.5 million in equipment lease revenue bonds since 1991. As of June 30, 2003, \$70.5 million has been repaid leaving \$24 million in equipment lease revenue bonds outstanding and \$11.9 million available for new issuance.

In March 2003, the Finance Corporation issued its eleventh Series of equipment lease revenue bonds Series 2003A in the amount of \$11 million with interest rates ranging from 2.0% to 2.4%. The bonds mature from April 2004 through October 2008.

(b) City-wide Communication System

In 1993, the voters approved the issuance of up to \$50 million in lease revenue bonds to finance the acquisition and construction of a citywide emergency radio communication system (800 mhz). The Finance Corporation issued two series in January 1998 and January 1999 for \$31.2 million and \$18.7 million, respectively. As of June 30, 2003, the amount authorized and unissued was \$0.1 million. Further, in 1994, the voters approved the issuance of up to \$60 million in lease revenue bonds to finance the acquisition and construction of a combined emergency communication center to house the City's 911-emergency communication system. The Finance Corporation issued two series in June 1997 and in June 1998 for \$22.6 million and \$23.3 million, respectively. As of June 30, 2003, the amount authorized and unissued was \$14.1 million.

(c) Moscone Center West Expansion Project

In 1996, the voters approved the issuance of up to \$157.5 million in lease revenue bonds for the purpose of financing a portion of the costs of acquiring, constructing, and improving a free-standing expansion to the City's Moscone Convention Center. On November 2, 2000, Series 2000-1, 2000-2 and 2000-3 totaling \$157.5 million were issued. Each series of bonds may bear interest at a different rate and in a different interest rate mode from other series of bonds. Funds deposited to the Capitalized Interest Account on the issue date were calculated to be sufficient to pay interest on the Bonds based on an assumed interest rate of 5.02% through August 1, 2003. The average actual rate of interest through June 30, 2003 was 1.72%. The final maturity date is April 2030. The expansion project was completed in fiscal year 2003.

Certificates of Participation

In April 2003, the City issued \$42 million in Certificates of Participation to finance a portion of the costs of the acquisition, improvement, construction and/or reconstruction of a new juvenile detention facility and related improvements at the site of the existing San Francisco Juvenile Hall located at 375 Woodside Avenue in the City. The Series 2003 Certificates have interest rates ranging from 3.0% to 5.0% and the final maturity date is June 2034.

**CITY AND COUNTY OF SAN FRANCISCO  
NOTES TO BASIC FINANCIAL STATEMENTS (Continued)  
June 30, 2003**

Business-Type Activities Long-Term Liabilities

The following provides a brief description of the current year additions to the long-term debt of the business-type activities.

San Francisco International Airport

On February 5, 2003, the San Francisco International Airport (SFO) issued Second Series Revenue Bond Issue 29 (issue 29) in the amount of \$156.9 million with interest rates ranging from 1.55% to 5.50%. Proceeds from issue 29 were deposited into an irrevocable trust with an escrow agent to advance refund certain of the SFO's Second Series Revenue Bonds as follows (in thousands):

**San Francisco International Airport Refunding Bonds  
(in thousands)**

	<u>Amount Refunded</u>	<u>Average Interest Rate</u>
<u>Second Series Revenue Bond Issuance:</u>		
Issue 2.....	72,440	6.35 - 6.75%
Issue 3.....	31,430	5.6 - 6.2%
Issue 4.....	53,250	5.5 - 6.0%
	<u>\$ 157,120</u>	

The refunded Second Series Revenue Bonds have final maturity dates ranging from May 1, 2004 to May 1, 2020 and a call date of May 1, 2003.

The net proceeds of \$161.6 million (including original issue premium of \$7.5 million, and after depositing \$0.5 million in a construction account to provide funding for future construction activity and the payment of \$2.4 million in underwriting fees, insurance and other issuance costs) plus an additional \$3.3 million of available debt service funds were used to purchase U.S. Treasury Securities - State and Local Government Series. These securities were deposited in an irrevocable trust with an escrow agent to provide debt service payments on the refunded bonds identified above until called on May 1, 2003.

The refunded bonds were called and redeemed on May 1, 2003. Accordingly, the liability for the refunded bonds has been removed from the Statement of Net Assets.

Although the advance refunding resulted in the recognition of a deferred accounting loss of \$5.7 million for the fiscal year ended June 30, 2003, the SFO in effect reduced its aggregate debt service payments by approximately \$20.8 million over the next eighteen years and obtained an economic gain (difference between the present values of the old and new debt service payments) of \$19.6 million.

Upon the terms and conditions set forth in a letter of credit dated May 1, 1997, SFO obtained a \$300 million standby letter of credit that may be increased to \$400 million and commenced issuing commercial paper as a means of interim financing. The rates on this letter of credit vary from 2.9% to 3.9%. During the fiscal year 2002, SFO refinanced the commercial paper outstanding with Second Series Revenue Bonds. Moreover, SFO obtained a \$200 million standby letter of credit in May 2002 that may be increased to \$400 million upon the terms and conditions set forth in the letter of credit dated as of May 1, 2002. As at June 30, 2003, there was no commercial paper balance outstanding.

**CITY AND COUNTY OF SAN FRANCISCO**  
**NOTES TO BASIC FINANCIAL STATEMENTS (Continued)**  
**June 30, 2003**

Water Department

In November 1997, the voters approved Propositions A and B, authorizing up to \$304 million in Water Revenue Bonds to fund capital improvements for the Water Enterprise. In May and June 1999, the San Francisco Public Utilities Commission (the Commission) and the board of supervisors, respectively, approved a commercial paper program to provide short-term financing for capital improvement projects funded under the \$304 million Water Revenue Bond Program. In October 2000, the Commission and the Board of Supervisors approved the expansion of the commercial paper program to up to \$250 million.

In March and May 2003, the Commission and the Board of Supervisors, respectively, approved the reestablishment of the commercial paper program in an amount not to exceed \$250 million. There was no commercial paper outstanding as of June 30, 2003.

During fiscal year 2003, the San Francisco Water Department (Water Department) issued \$164 million of Water Revenue Bonds 2002 Series A (2002 Series A Bonds). The bonds were insured by a municipal bond insurance company and carried Aaa and AAA ratings from Moody's and Standard and Poor's respectively. A portion of the proceeds from the issuance of the 2002 Series A Bonds was used to refund all of the Water Department's outstanding commercial paper. The Revenue Bonds include interest and serial and term bonds with interest rates varying from 2.5% to 5.0%. The current interest serial bonds mature through November 1, 2028 and the current interest term bonds mature on November 1, 2025 and 2032.

On August 8, 2002, the Water Department issued 2002 Water Revenue Refunding Bonds, Series B (the 2002B Refunding Bonds) in the amount of \$85.3 million with interest rates ranging from 3% to 5%. A portion of the proceeds from the 2002B Refunding Bonds were deposited into an irrevocable trust with an escrow agent to advance refund the \$92.1 million outstanding balance of the 1992A Water Revenue Refunding Bonds with interest rate ranging from 5.35% to 6.5%.

The refunded 1992A Water Revenue Refunding Bonds have a final maturity date of November 1, 2015 and a call date of November 1, 2002.

The net proceeds of \$88.9 million (including original issue premium of \$4.8 million and the payment of \$1.1 million in underwriting fees, insurance and other issuance costs) plus an additional \$6.4 million of available debt service funds were used to purchase noncallable Federal Securities. Those securities were deposited in an irrevocable trust with an escrow agent to provide for all future debt service payments on the refunded bonds identified above until called on November 1, 2002.

The refunded 1992A Water Revenue Refunding Bonds were called and redeemed on November 1, 2002. Accordingly, the liability for the refunded bonds has been removed from the statement of net assets.

Although the advance refunding resulted in the recognition of a deferred accounting loss of \$4.7 million for the fiscal year ended June 30, 2003, the Water Department in effect reduced its aggregate debt service payments by approximately \$21.7 million over the next 13 years and obtained an economic gain (difference between the present values of the old and new debt service payments) of \$11.6 million.

On November 5, 2002, the San Francisco voters passed Proposition A, which provides for the issuance of revenue bonds and/or other forms of revenue financing by the Commission in a principal amount not to exceed \$1.6 billion to finance the acquisition and construction of improvements to the City's Water System. The issuance of the bonds will be contingent upon the amendment or certain provisions in the City's Administrative Code. The Commission shall be authorized to impose a surcharge on retail water rates for City customers to pay its share of the debt service on the bonds issued.

**CITY AND COUNTY OF SAN FRANCISCO**  
**NOTES TO BASIC FINANCIAL STATEMENTS (Continued)**  
**June 30, 2003**

Hetch Hetchy Water and Power

In December 2002, Hetch Hetchy received a \$971 thousand loan from the California Energy Commission with an annual interest rate of 3% and semi-annual repayments of \$74 thousand beginning on December 22, 2003 with a final maturity date of December 22, 2010. Proceeds from the loan were used to provide funding for an energy conservation project undertaken at San Francisco General Hospital (the Hospital). In accordance with the terms of the loan agreement, Hetch Hetchy is required to prepare and submit annual energy use reports to the California Energy Commission for three years following the completion of the project. The reports are to demonstrate the cost of energy saved as a result of the project.

Pursuant to the memorandum of understanding agreement entered into between the Hospital and Hetch Hetchy, the Hospital is required to repay Hetch Hetchy for the cost of the project less any amounts received by Hetch Hetchy under State grant programs. Payments received from the Hospital will be used to satisfy the debt service requirements of the loan.

Municipal Transportation Agency

Effective July 1, 2002, DPT was accounted for in the MTA enterprise fund. Prior to this, the operations of DPT were accounted for in the general fund, other governmental funds and the parking garage fund. The MTA enterprise fund formerly accounted for the activities MUNI and SFMRIC. Further information can be found in note (11) (e). DPT long-term liabilities of \$50.9 million was transferred from governmental activities to business-type activities under MTF. Additionally, the Parking Garages long-term liabilities of \$38 million was transferred to MTA.

MUNI entered into a lease-purchase agreement with System Finance Corporation for network infrastructure upgrade amounting to \$511 thousand. The first payment of \$100 thousand was paid on November 1, 2002, and the balance to be paid in five equal installments of \$86 thousand due and payable semi-annually. The total principal and interest payments for the year ended June 30, 2003 were \$180 thousand and \$6 thousand, respectively.

In July 2002, the Downtown Parking Corporation issued \$13.6 million of bonds for the purpose of refunding the 1993 bond series. These bonds have maturity dates from April 2003 through April 2018. The bonds bear interest rates from 3.0% to 5.375%.

In April 2002, the Ellis-O'Farrell Parking Corporation issued \$5.5 million of bonds for the purpose of refunding the 1992 bond series. These bonds have maturity dates from April 2005 through April 2017. The bonds bear interest at rates from 3.5% to 4.7%.

Both corporations have pledged their gross revenues, and all funds and amounts held under the trust indentures as security for payment of the bonds. Additionally, the trust indentures require the Corporations to maintain certain ratios and level of cash and cash equivalents.

**CITY AND COUNTY OF SAN FRANCISCO  
NOTES TO BASIC FINANCIAL STATEMENTS (Continued)  
June 30, 2003**

**Clean Water Program**

On January 28, 2003, the Clean Water Program (CWP) issued 2003 Refunding Bonds, Series A (Refunding Bonds) in the amount of \$396.8 million with interest rates ranging from 3% to 5.25%. A portion of the proceeds from the Refunding Bond were deposited into an irrevocable trust with an escrow agent to advance refund all of the CWP's Sewer Revenue Bonds as follows:

**Clean Water Program Sewer Revenue Refunding Bonds**

(in thousands)

	Amount Refunded	Interest Rates
<b>Sewer revenue bond issuances:</b>		
1992 Series.....	\$ 171,950	5.5 to 6.0%
1994 Series.....	166,235	4.7 to 5.38%
1995A Series.....	38,910	5.38 to 5.95%
1995B Series.....	17,348	5.55 to 5.99%
	<u>\$ 394,443</u>	

The refunded Sewer Revenue Bonds have final maturity dates ranging from October 1, 2010 to October 1, 2025 and call dates ranging from March 1, 2003 to October 1, 2010.

The net proceeds of \$383.3 million (including original issue premium of \$22.8 million, and after depositing \$32.4 million in a Bond Reserve Fund to provide funding for future debt service on the Refunding Bonds and the payment of \$3.4 million in underwriting fees, insurance and other issuance costs) plus an additional \$30.5 million of available debt service funds were used to purchase U.S. Government Securities. Those securities were deposited in an irrevocable trust with an escrow agent to provide for all future debt service payments on the refunded bonds identified above until called and redeemed.

The 1992 and 1994 Series were called and redeemed on March 1, 2003, and the 1995 Series are considered defeased in-substance. Accordingly the liability for these bonds has been removed from the accompanying statement of net assets.

Although the advance refunding resulted in the recognition of a deferred accounting loss of \$27.6 million for the fiscal year ended June 30, 2003, the CWP in effect reduced its aggregate debt service payments by approximately \$7.2 million over the next 22 years and obtained an economic gain (difference between the present values of the old and new debt service payments) of \$32.8 million.

**Component Unit Debt - Redevelopment Agency**

The current year debt activities of the Redevelopment Agency are discussed in note 12.

**(9) EMPLOYEE BENEFIT PROGRAMS**

**(a) Retirement Plans**

The City maintains a single-employer, defined benefit pension plan (the Plan) which covers substantially all of its employees, and certain classified and certified employees of the San Francisco Community College District and Unified School District. The Plan is administered by the San Francisco City and County Employees' Retirement System (the Retirement System). Some City employees participate in the California Public Employees Retirement System (PERS), an agent multiple-employer, public employee

**CITY AND COUNTY OF SAN FRANCISCO  
NOTES TO BASIC FINANCIAL STATEMENTS (Continued)  
June 30, 2003**

pension plan which covers certain employees in public safety functions, the Port, SFO and the Redevelopment Agency.

**Employees' Retirement System**

**Plan Description** - Substantially all full-time employees of the City participate in the Plan. The Plan provides basic service retirement, disability and death benefits based on specified percentages of defined final average monthly salary and provides annual cost-of-living adjustments after retirement. The Plan also provides pension continuation benefits to qualified survivors. The San Francisco City and County Charter and Administrative Code is the authority which establishes and amends the benefit provisions and employer obligations of the Plan. The retirement related payroll for employees covered by the Retirement System for the year ended June 30, 2003 was \$2,019 million. The Retirement System issues a publicly available financial report that includes financial statements and required supplementary information for the Plan. That report may be obtained by writing to the San Francisco City and County Employees' Retirement System, 30 Van Ness, Suite 3000, San Francisco, CA 94102 or by calling (415) 487-7020.

**Membership**

Membership of the Retirement System at July 1, 2002, the date of the latest actuarial valuation is:

	<u>Police</u>	<u>Fire</u>	<u>Others</u>	<u>Total</u>
Retirees and beneficiaries currently receiving benefits	1,957	1,719	14,277	17,953
Active members:				
Vested	1,886	1,373	18,986	22,245
Nonvested	372	409	7,613	8,394
Subtotal	<u>2,258</u>	<u>1,782</u>	<u>26,599</u>	<u>30,639</u>
Total	<u>4,215</u>	<u>3,501</u>	<u>40,876</u>	<u>48,592</u>

Plan member contributions are recognized in the period in which the contributions are due. Benefits and refunds are recognized when due and payable in accordance with the terms of the Plan.

**Funding Policy** - Contributions are made to the basic plan by both the City and the participating employees. Employee contributions are mandatory. Employee contribution rates for fiscal year 2002-03 varied from 7.00% to 8.00% as a percentage of gross salary. The City makes the contributions required of City employees on their behalf and for their account. The City is required to contribute an actuarially determined rate. Based on the actuarial report, there were no required employer contributions for fiscal year 2002-03 because the City is funded at 118.0% of liability. Due to certain bargaining agreements effective in 2003 which mandated certain groups of employees to contribute 2.75% of covered payroll as employee-paid employee contributions, the City's contributions to the Retirement System on behalf of some of its employees was reduced to 4.25% to 5.25% for 2003. For those groups of employees not mandated to contribute to the Retirement System, the City's contributions remained at 7.0% to 8.0% of covered payroll. The City's contributions in 2002 and 2001 were equal to the required employee contributions.

Employer contributions and member contributions made by the employer to the Plan are recognized when due and the employer has made a formal commitment to provide the contributions.

**Annual Pension Cost** - The annual required contribution for the current year was determined as part of an actuarial valuation performed as of July 1, 2002. The actuarial method used was the entry age normal cost method. The significant actuarial assumptions include: (1) annual rate of return on investments of 8.25%; (2) inflation element in wage increase of 4.5%; and (3) salary merit increases of 1.25%. Unfunded liabilities are amortized using the level percentage of payroll method. Changes in actuarial gains and loss

**CITY AND COUNTY OF SAN FRANCISCO  
NOTES TO BASIC FINANCIAL STATEMENTS (Continued)  
June 30, 2003**

assumptions and purchasable services are amortized as a level percentage of pay over a closed 15 year period. Plan amendments are amortized over 20 years.

Three-year trend information is as follows (amounts in thousands):

Fiscal Year Ended	Annual Pension Cost (APC)	Percentage of APC Contributed	Net Pension Obligation
6/30/2001	\$ 0	N/A	\$ 0
6/30/2002	\$ 0	N/A	\$ 0
6/30/2003	\$ 0	N/A	\$ 0

**California Public Employees' Retirement System**

Various City public safety, Port, and all Redevelopment Agency employees are eligible to participate in PERS. Disclosures for the Redevelopment Agency are included in the separately issued financial statements.

**Plan Description** - The City and County of San Francisco contributes to PERS, an agent multiple-employer public employee defined benefit pension plan. PERS provides retirement and disability benefits, annual cost-of-living adjustments, and death benefits to plan members and beneficiaries. PERS acts as a common investment and administrative agent for participating public entities within the State of California. Benefit provisions and all other requirements are established by state statute and city ordinance. Copies of PERS' annual financial report may be obtained from their executive office: 400 P Street, Sacramento, CA 95814.

**Miscellaneous Plan**

**Funding Policy** - Miscellaneous plan - Participants are required to contribute 7% of their annual covered salary. The City makes the contributions required of City employees on their behalf and for their account. The City is required to contribute at an actuarially determined rate. For the miscellaneous plan, the fiscal year 2002-03 contribution rate is 0% of annual covered payroll because the City is funded at 145.2%. The contribution requirements of plan members and the City are established and may be amended by PERS.

**Annual Pension Cost** - Miscellaneous plan - cost for PERS for fiscal year 2002-03 was equal to the City's required and actual contributions which was determined as part of the June 30, 2000 actuarial valuation using the entry age actuarial cost method. The assumptions included in the June 30, 2000 actuarial valuation were: (a) 8.25% investment rate of return (net of administrative expenses), (b) 3.75% to 14.20% projected annual salary increases that vary by age, service, and type of employment, and (c) 3.75% per year cost-of-living adjustments. Both (a) and (b) included an inflation component of 3.50%. The actuarial value of PERS assets was determined using techniques that smooth the effects of short-term volatility in the market value of investments. Changes in unfunded liability/(excess assets) due to changes in actuarial methods or assumptions or changes in plan benefits are amortized, as a level percentage of pay, over a closed 20 year period. Actuarial gains and losses are first offset against one another and then 10% of the net unamortized gain/loss is recognized.

**CITY AND COUNTY OF SAN FRANCISCO  
NOTES TO BASIC FINANCIAL STATEMENTS (Continued)  
June 30, 2003**

Three-year trend information is as follows (amounts in thousands):

Fiscal Year Ended	Annual Pension Cost (APC)	Percentage of APC Contributed	Net Pension Obligation
6/30/1998	\$ 0	N/A	\$ 0
6/30/1999	\$ 0	N/A	\$ 0
6/30/2000	\$ 0	N/A	\$ 0

**Safety Plan**

**Funding Policy** - Safety plan - Participants are required to contribute 9% of their annual covered salary. The City makes the contributions required of City employees on their behalf and for their account. The City is required to contribute at an actuarially determined rate. For the safety plan, the fiscal year contribution rate is 5.115% because the City is funded at 128.2%. The contribution requirements of plan members and the City are established and may be amended by PERS.

**Annual Pension Cost** - Safety Plan - cost for PERS for fiscal year 2002-03 was equal to the City's required and actual contributions which was determined as part of the June 30, 2000 actuarial valuation using the entry age actuarial cost method. The assumptions included in the June 30, 2000 actuarial valuation were: (a) 8.25% investment rate of return (net of administrative expenses), (b) 4.27% to 11.59% projected annual salary increases that vary by age, service and type of employment, and (c) 3.75% per year cost-of-living adjustments. Both (a) and (b) included an inflation component of 3.5%. The actuarial value of PERS assets was determined using techniques that smooth the effects of short-term volatility in the market value of investments. Changes in unfunded liability/(excess assets) due to changes in actuarial methods or assumptions or changes in plan benefits are amortized over as a level percentage of pay over a closed 20 year period. Actuarial gains and losses are first offset against one another and then 10% of the net unamortized gain/loss is recognized.

Three-year trend information is as follows (amounts in thousands):

Fiscal Year Ended	Annual Pension Cost (APC)	Percentage of APC Contributed	Net Pension Obligation
6/30/1998	\$ 8,392	100%	\$ 0
6/30/1999	\$ 0	N/A	\$ 0
6/30/2000	\$ 0	N/A	\$ 0

**(b) Deferred Compensation Plan**

The City offers its employees a deferred compensation plan in accordance with Internal Revenue Code (IRC) Section 457. The plan, available to all employees, permits them to defer a portion of their salary until future years. The deferred compensation is not available to employees or other beneficiaries until termination, retirement, death, or unforeseeable emergency.

The City has no administrative involvement and does not perform the investing function. The City has no fiduciary accountability for the plan and, accordingly, the plan assets and related liabilities to plan participants are not included in the basic financial statements.

**(c) Health Service System**

The Health Service System was established in 1937. Health care benefits of employees, retired employees and surviving spouses are financed by beneficiaries and by the City through the Health Service System. The employers' contribution, which includes the San Francisco Community College District and

**CITY AND COUNTY OF SAN FRANCISCO  
NOTES TO BASIC FINANCIAL STATEMENTS (Continued)  
June 30, 2003**

Unified School District, amounted to approximately \$309.7 million in fiscal year 2003. The employers' contribution is mandated and determined by Charter provision based on similar contributions made by the ten most populous counties in California. Included in this amount is \$78.4 million to provide post-retirement health care benefits for 18,350 retired employees. The City's liability for both current employee and post-retirement health care benefits is limited to its annual contribution. The City's contribution is paid out of current available resources and funded on a pay-as-you-go basis. The Health Service System issues a publicly available financial report that includes financial statements and required supplementary information for the Health care benefits. That report may be obtained by writing to the San Francisco Health Service System, 1145 Market Street, 2<sup>nd</sup> Floor, San Francisco, CA 94103 or by calling (415) 554-1700.

**(10) SAN FRANCISCO COUNTY TRANSPORTATION AUTHORITY**

The San Francisco County Transportation Authority (the Authority) was established in 1989 by the voters of the City and County of San Francisco pursuant to State Code Section 131.000. The purpose of the Authority is to impose the voter-approved transactions and use tax of one-half of one percent to fund essential traffic and transportation projects, as set forth in the San Francisco County Transportation Expenditure Plan, for a period not to exceed 20 years. The principal focus of the Authority's Expenditure Plan is to define a program of prioritized projects to ensure that funding is allocated across major transportation categories. The City accounts for these activities in the other governmental funds.

In June 1992, the Authority was designated by the Board of Supervisors as the overall program manager for the Local Guarantee share of transportation funds available through the "Transportation Fund for Clean Air" Program (AB 434) which is administered by the Bay Area Air Quality Management District. The source of funds is a \$4.00 surcharge on the vehicle registration fee.

The Authority serves as the Congestion Management Agency under state laws, and in that capacity prioritizes state and federal transportation funds for San Francisco. The funding is administered by the Metropolitan Transportation Commission in accordance with the Federal Surface Transportation Program for congestion management activities.

In April 1998, the Authority signed a memorandum of understanding with the State of California Department of Transportation (Caltrans) to serve as the lead agency for the environmental impact research and study and the preliminary design for the Doyle Drive Replacement Project for which Caltrans was awarded \$6 million in federal grant funds.

**CITY AND COUNTY OF SAN FRANCISCO  
NOTES TO BASIC FINANCIAL STATEMENTS (Continued)  
June 30, 2003**

Following is a summary of the Authority's financial position and results of operations as of and for the year ended June 30, 2003 (in thousands).

ASSETS		OPERATIONS	
Deposits and investments.....	\$ 139,427	Revenues:	
Receivables.....	79,222	Sales tax.....	\$ 56,818
Total assets.....	<u>\$ 218,649</u>	Interest and investment income.....	2,287
		Intergovernmental.....	75,452
			<u>134,557</u>
LIABILITIES AND FUND BALANCE			
Due to other funds.....	\$ 68,719	Expenditures and other financing uses:	
Other liabilities.....	843	Public works, transportation, and commerce.....	112,500
Total liabilities.....	<u>69,562</u>	Transfer to other funds.....	15,710
Fund balance:			<u>128,210</u>
Reserved for encumbrances.....	115,089	Deficiency of revenues under expenditures	
Unreserved.....	33,988	and other financing uses.....	6,347
Total fund balance.....	<u>149,087</u>	Fund balance at beginning of year.....	142,740
Total liabilities and fund balance.....	<u>\$ 218,649</u>	Fund balance at end of year.....	<u>\$ 149,087</u>

**(11) DETAILED INFORMATION FOR ENTERPRISE FUNDS**

**(a) San Francisco International Airport**

San Francisco International Airport (SFO), which is owned and operated by the City, is the principal commercial service airport for the San Francisco Bay Area. A five member Commission is responsible for the operation and management of the SFO. SFO is located 14 miles south of downtown San Francisco in an unincorporated area of San Mateo County between the Bayshore Freeway (U.S. Highway 101) and the San Francisco Bay. According to final data for calendar year 2002 from the Airports Council International (the ACI), SFO is one of the largest airports in the United States both in terms of passengers (11th) and air cargo (12th). SFO is also a major origin and destination point and one of the nation's principal gateways for Pacific traffic.

The San Francisco Bay Area Rapid Transit District (BART) extension to SFO opened for full operation on June 22, 2003. The extension creates a convenient connection between SFO and the greater San Francisco Bay Area that is served by BART. An intermodal station in the City of Millbrae provides a direct link to Caltrain offering additional transit options and connection to the southern parts of the Bay Area. Access from the BART station throughout SFO is enhanced by the AirTrain system, a shuttle train that connects airport terminals. The AirTrain system, which opened for full operation on March 24, 2003, provides transit service over a "terminal loop" to serve the terminal complex and over a "north corridor loop" to serve the rental car facility and other locations situated north of the terminal complex.

SFO is in the process of developing a revised Capital Plan to better fit the changes in the aviation industry. The Commission expects that a revised Capital Plan will be completed in the Fall of 2003 and will include projects related to improvements to the airfield, groundside activities and customer service functions, environmental mitigation, utilities infrastructure upgrades, seismic retrofit of certain facilities, health, safety and security enhancements, and cost savings and revenue generating enhancements.

SFO currently has outstanding \$4.3 billion in aggregate principal amount of Second Series Revenue Bonds. SFO has issued \$1.4 billion in Bonds to refund previously outstanding Bonds and Commercial

**CITY AND COUNTY OF SAN FRANCISCO  
NOTES TO BASIC FINANCIAL STATEMENTS (Continued)  
June 30, 2003**

Paper Notes of the Commission, \$432.9 million in Bonds for noise mitigation and other capital projects, \$60 million in Bonds to finance a portion of the construction costs of the BART extension to SFO.

On July 27, 2001, the Federal Aviation Administration (FAA) approved the SFO's first Passenger Facility Charge application (PFC#1) to impose and use a \$4.50 Passenger Facility Charge (PFC) per enplaning passenger from October 1, 2001 through June 1, 2003, to pay for approximately \$113 million in PFC eligible project development activities and studies associated with the potential runway reconfiguration. On March 21, 2002, the FAA approved the SFO's PFC Application Number 2 (PFC#2) to impose and use a \$4.50 PFC per enplaning passenger from June 1, 2003 through April 1, 2008, to pay for approximately \$224 million in the principal and interest on bonds issued for certain eligible costs relating to the new ITC.

On March 25, 2003, as a result of decrease in enplanement, SFO notified PFC collecting carriers of the intent to extend the PFC#1 collection, thereby revising the current PFC#1 charge expiration date from June 1, 2003 to January 1, 2004. With the PFC#1 collection period extension in place, the PFC#2 effective date changes from June 1, 2003 to January 1, 2004. Automatically, the PFC#2 expiration date changes from April 1, 2008 to November 1, 2008. During the extended collection period, the PFC is maintained at \$4.50.

For the fiscal year ending June 30, 2003, SFO reported approximately \$51.8 million of PFC revenue, which is included in other non-operating revenues in the accompanying basic financial statements. SFO designated \$13 million of PFC revenues as "Revenues" under the 1991 Master Bond Resolution for the purpose of paying debt service in fiscal year 2003. In addition, during the fiscal year ended June 30, 2003, SFO designated \$56.1 million of PFC revenues as "Revenues" for the purpose of paying debt service in fiscal year 2004, as required in the 1991 Master Bond Resolution.

Due to the SFO's noise mitigation efforts, significant progress has been made in reducing the impact of aircraft noise on the communities surrounding the Airport through the implementation of (1) noise abatement flight procedures, (2) an aircraft noise insulation program, (3) community outreach through the Airport Community Roundtable, and (4) requests that certain surrounding communities adopt ordinances to protect new purchasers of homes within their community.

Pursuant to an agreement with certain airlines, SFO makes an annual payment to the City's General Fund equal to 15% of concession revenue, but not less than \$5 million per fiscal year. The amount transferred to the General Fund during the fiscal year ended June 30, 2003 was \$16.8 million.

During the fiscal year ended June 30, 2003, the City's Board of Supervisors suspended all activities of the Airport Development Bureau (ADB) relating to the evaluation, planning, design, and construction of any future runway and configuration project of the Airport. As a result, of approximately \$80 million of costs incurred to date and capitalized under the ADB program, the Airport expensed \$37 million of costs. The expensed items were primarily related to industry forecasting tasks, legal services, public relations, and program management.

Purchase commitments for construction, material and services as of June 30, 2003 are as follows (in thousands):

Construction.....	\$ 38,132
Operating.....	10,147
<b>Total</b>	<b>\$ 48,279</b>

SFO has a Memorandum of Understanding with various surrounding communities to insulate residential and nonresidential structures such as schools, churches and hospitals. The total estimated funding for this program is approximately \$154 million funded by bond proceeds, by federal grant reimbursements to the

**CITY AND COUNTY OF SAN FRANCISCO  
NOTES TO BASIC FINANCIAL STATEMENTS (Continued)  
June 30, 2003**

local communities, and by operating and other internally generated funds. As of June 30, 2003, approximately \$118 million has been disbursed under this program.

SFO maintains a capital plan which included in particular, the Near Term Master Plan "NTMP" program. All projects included in the "NTMP" have been completed as of June 30, 2003. The total master plan funding is \$2.85 billion. In addition to the NTMP projects, SFO's capital program also includes infrastructure projects. The current budget for capital projects is \$546 million. SFO spent \$80.7 million for these projects as of June 30, 2003.

**(b) Port of San Francisco**

A five-member Port Commission is responsible for the operation, development, and maintenance activities of the Port of San Francisco (Port). Prior to 1969, the Port was owned by the State of California. At that time the Port was transferred in trust to the City under the terms and conditions of legislation as ratified by the electorate of the City. The State retains the right to amend, modify or revoke the transfer of lands in trust provided that it assumes all lawful obligations related to such lands.

In 1996, the DPT entered into an Annual Payment Agreement with the Port to resolve a dispute concerning the City's collection of parking fine revenues from Port property. Among other things, DPT agreed to pay the Port a guaranteed annual payment of \$1.2 million for twenty years commencing on July 1, 1997, for parking fine revenues collected from Port property. Thereafter, amounts remitted to the Port are based on actual ticket collections, net of administrative costs.

On November 26, 1996, a fire at the east end of Pier 48 destroyed the interconnecting wood frame structure and caused substantial structural damage to the steel frames, walls, and roof at the easterly end of Sheds A and B on the pier. On July 14, 1998, a fire damaged the historic ferry slip arch structure at Pier 43 and the one-story auxiliary building connected to the arch's west tower. Insurance was in force to cover fire damage to the Port's property at both piers. The Port received insurance payments of \$14.8 million for approved and completed repairs, including certain seismic retrofit work at Pier 48. Through June 30, 2003, the Port received interim insurance payments \$0.9 million for Pier 43. The Port is involved in discussions with its insurers as to additional insurance proceeds which the Port believes it is entitled for the repair of the Pier 43 arch. Receivables at June 30, 2003 include an additional \$0.4 million for approved construction repairs.

In September 2002, the Port received a notice of violation from the California Department of Toxic Substance Control (DTSC) in connection with the presence of approximately 22,000 tons of soil contaminated with soluble lead in concentrations that classify it as hazardous waste in California. A former tenant operated a soil disposal service and abandoned the contaminated soil after declaring bankruptcy in 1995 and ceasing operations. The soil had been tested to identify potential disposal and re-use options. In January 2003, the Port completed removal of the soil to an appropriate out-of-state landfill with DTSC approval. The total cost of soil removal and related expenses totaled \$1.6 million.

In November 2002, a maritime vessel known as Dry Dock #1 broke free from its moorings at Pier 70 and went adrift in very high winds, finally running aground on Yerba Buena Island. The Port entered into emergency contracts to recover the dry dock vessel and to complete certain repairs to restore and maintain its watertight condition. The Port is evaluating options for the final disposition of this surplus vessel. During the fiscal year ended June 30, 2003, \$1.7 million was expended for the recovery and repairs.

The Port is presently planning various development projects which involve a commitment to expend significant funds. Purchase commitments at June 30, 2003 were \$4.6 million for capital projects and \$3 million for general operating costs. Under an agreement with the San Francisco Bay Conservation and Development Commission (BCDC), the Port is committed to fund and expend up to \$30 million over a 20 year period for pier removal, parks and plazas and other public access improvements. As of June 30,



**CITY AND COUNTY OF SAN FRANCISCO**  
**NOTES TO BASIC FINANCIAL STATEMENTS (Continued)**  
**June 30, 2003**

2003 \$3.1 million has been appropriated and \$0.9 million has been expended for projects under the agreement.

**(c) Water Department**

The Water Department was established in 1930. The Water Department, which consists of a system of reservoirs, storage tanks, water treatment plants, pump stations, and pipelines, is engaged in the collection, transmission and distribution of water to the City and certain suburban areas. The Water Department delivers water, approximately 90,885 million gallons annually, to a total population of approximately 2.4 million people who reside primarily in four Bay Area counties (San Francisco, San Mateo, Santa Clara and Alameda).

The Commission, established in 1932 provides the operational oversight for the Water Department, Hetch Hetchy, and the CWP. The Commission consists of five members appointed by the Mayor who are responsible for determining such matters as the rates and charges for services, approval of contracts, and organizational policy.

The Water Department purchases water from Hetch Hetchy. This amount, totaling approximately \$19 million, is included in the charges for services provided by other departments in the accompanying financial statements.

During fiscal year 2003, water sales to suburban resale customers were \$79.1 million. As of June 30, 2003, the Water Department owed suburban resale customers approximately \$2.1 million under the Suburban Water Rate Agreement.

As of June 30, 2003, the Water Department had outstanding commitments with third parties of \$51.8 million for various capital projects and for materials and supplies.

In July 1999, the California Regional Water Quality Control Board (CRWQCB) issued a directive instructing the Water Department to develop a remedial action plan (Plan) that addresses environmental contamination at certain real property owned by the Water Department. In response to the directive, the Commission developed a remedial action plan and in August 2001 received the final directive from the CRWQCB to execute the plan by middle of 2004. The Commission appropriated funding for pre-work and the award of Phase I of the plan during fiscal year 2002. The cost of cleanup associated with the Plan is estimated to be \$22.7 million and was accrued in fiscal year 2001. During fiscal year 2003, The Water Department expended \$1.8 million in accordance with the Plan.

**(d) Hetch Hetchy Water and Power**

Hetch Hetchy was established as a result of the Raker Act of 1913, which granted water and power resources rights-of-way on the Tuolumne River in Yosemite National Park to the City. Hetch Hetchy is engaged in the collection and conveyance of approximately 85% of the City's water supply and in the generation and transmission of electricity from that resource. Approximately one-third of the electricity is used by the City's municipal customers (e.g., the San Francisco Municipal Railway, the Recreation and Parks Department, the Port of San Francisco, San Francisco County hospitals, street lighting, Moscone Center, and the water and sewer utilities). The balance of the power generated is sold to other publicly owned utilities, such as the Modesto and Turlock Irrigation Districts (the Districts).

Hetch Hetchy consists of a system of reservoirs, hydroelectric power plants, aqueducts, pipelines, and transmission lines. This system carries water and power more than 165 miles from the Sierra Nevada Mountains to customers in the City and portions of the surrounding San Francisco Bay Area.

Hetch Hetchy also purchases wholesale electric power from various energy providers that are used in conjunction with owned hydro resources to meet the power requirements of its customers. Operations and business decisions can be greatly influenced by state and federal power matters before the California

**CITY AND COUNTY OF SAN FRANCISCO**  
**NOTES TO BASIC FINANCIAL STATEMENTS (Continued)**  
**June 30, 2003**

Public Utilities Commission (CPUC) and the Federal Energy Regulatory Commission (FERC). Therefore, Hetch Hetchy serves as the City's representative at both CPUC and FERC forums and continues to monitor regulatory proceedings.

Charges for services for the year ended June 30, 2003 include \$66.7 million in sales of power by Hetch Hetchy to other City Departments. Income from Hetch Hetchy is available for certain operations of the City.

As of June 30, 2003, Hetch Hetchy had outstanding commitments with third parties of \$24.7 million for various capital projects and other purchase agreements for materials and services.

Hetch Hetchy facilitates all electric and gas service connections between Pacific Gas and Electric Company (PG&E) and City Departments. In this capacity, Hetch Hetchy, as a pass-through agent on behalf of the City departments, coordinates the payment for the service connections that are performed by PG&E. As of June 30, 2003, there were no outstanding amounts from City departments related to this work.

Hetch Hetchy receives title to the underlying assets of certain completed projects on behalf of the City and assumes responsibility for their maintenance, repair and replacement following their initial year of operation.

The Commission has contracted with PG&E to provide transmission capacity on PG&E's system where needed to deliver Hetch Hetchy's power to its customers. In addition, the PG&E agreement provides backup power and other support services to Hetch Hetchy. The PG&E agreement allows PG&E to review past billings paid by Hetch Hetchy and to retroactively adjust these payments to actual backup power, transmission, and other charges as finally determined by PG&E. During fiscal year 2003, Hetch Hetchy purchased \$13.8 million of transmission services, backup power, and other support services from PG&E under the terms of the agreement.

To meet certain requirements of the Don Pedro Reservoir operating license, the City entered into an agreement with the Districts in which they would be responsible for an increase in water flow releases from the reservoir in exchange for annual payments of \$3.5 million from the City. The payments are to be made for the duration of the license, but may be terminated with one year's prior written notice after 2001. The City and the Districts have also agreed to monitor the fisheries in the lower Tuolumne River for the duration of the license. A maximum monitoring expense of \$1.4 million is to be shared between the City and the Districts over the term of the license. The City's share of the monitoring costs is 52% and the Districts are responsible for 48% of the costs.

In April 1998, Hetch Hetchy entered into a long-term power sales agreement (the Agreement) with the Districts. The Agreement expires in 2015 and requires that Hetch Hetchy provide, as generated, an amount equivalent to the difference between 260 megawatts and the amount required to meet the City's demand. In June 2003, Hetch Hetchy amended the terms of the Agreement with the Modesto Irrigation District (MID). Under the terms of the amended and restated long-term power sales agreement, which became effective on January 1, 2003, the expiration date was shortened to 2007, the existing pricing structure was modified, and Hetch Hetchy's firm obligation to provide power to the MID was relaxed. For fiscal year 2003, power sales to the Districts totaled 871,807 MWhrs or \$28.6 million.

On May 9, 2001, Hetch Hetchy entered into a fixed price, forward contract (the Contract) to purchase 2.19 million MWhrs of electric energy from a third party energy provider with scheduled future delivery over a five-year period beginning July 1, 2001. Effective March 9, 2003, Hetch Hetchy executed an amended and restated transaction confirmation with the third party energy provider to amend and retroactively restate the terms of the original agreement entered into on May 9, 2001 in its entirety, to settle any pending disputes brought forth by Hetch Hetchy. Under this amended take or pay contract, Hetch Hetchy is obligated to pay for a minimum amount of electricity even if the electricity is not required

**CITY AND COUNTY OF SAN FRANCISCO  
NOTES TO BASIC FINANCIAL STATEMENTS (Continued)  
June 30, 2003**

for operations. Commitments related to this contract total \$86.1 million from July 1, 2003 through June 30, 2006. Expenses under this contract totaled \$28.8 million in fiscal year 2003.

On January 21, 2003, the City's Board of Supervisors authorized the settlement of a lawsuit filed on January 18, 2001, by the City, on behalf of the people of the State of California (the State), against certain energy companies. Under the terms of the settlement, the City received or is to receive (i) four gas turbine generator sets valued at approximately \$33 million for use within the City, (ii) future funding from a State administered fund (the Fund) in the amount of \$13.3 million to assist with the costs of siting and developing electric generating equipment in the City, and (iii) payment to the City of \$500 thousand for attorney's fees and other expenses of litigation.

Effective January 23, 2003, the City entered into an implementation agreement (the Agreement) with the Attorney General of the State of California (the Attorney General), the California Consumer Power and Conservation Financing Authority (the Financing Authority), and the California Department of Water Resources, outlining the terms of execution of the settlement agreement.

In the event that the (i) City has not secured a site for the construction of the Facility by December 31, 2003, (ii) the Attorney General determines that the City has ceased development of the Facility, or (iii) the City decides not to develop the Facility pursuant to the terms of the Agreement, the Financing Authority shall have the right (but not the obligation) to purchase any or all of the gas turbine generator sets from the City at a price of \$2.5 million per unit and terminate the Agreement. Should the Financing Authority elect not to exercise its option to acquire the gas turbine generator sets from the City pursuant to the terms of the Agreement, the City must promptly sell the units by means of a public bidding process. The City is entitled to retain (i) the first \$2.5 million from the sale of each unit, plus 5% of any amount in excess of \$2.5 million and (ii) any eligible amounts incurred by the City in excess of the amount provided by the Fund.

In December 2002, the City entered into an agreement (the Power Purchase Agreement) with the California Department of Water Resources in anticipation of the settlement and implementation agreements. Under the terms of the Power Purchase Agreement, the California Department of Water Resources has agreed to purchase power and rated capacity from the City at rates that will essentially provide for the full recovery of the City's costs incurred in the construction of the Facility over a ten year period from the date in which the California Department of Water Resources accepts the City's certification that the Facility meets all requirements of commercial operation as set forth in the Power Purchase Agreement (Commercial Operation Date).

The City may terminate the Power Purchase Agreement at any time from and after the fifth anniversary of the Commercial Operation Date upon providing a one-year notice to the California Department of Water Resources, and the state Department of Water Resources may terminate the Power Purchase Agreement at such time that there is no longer a debt service component within the capacity payment.

As the energy agency for the City, the Commission is responsible for the development of the Facility. As such, the four gas turbine generator sets are included within Hetch Hetchy's construction-in-progress at their estimated fair value as of June 30, 2003, in the accompanying statement of net assets. Hetch Hetchy has also reported settlement revenue of \$33 million as a special item in the accompanying statement of revenues, expenses, and changes in fund net assets for the year ended June 30, 2003.

In conjunction with the execution of the Settlement Agreement, the Attorney General has received the first \$2.6 million from the defendants, and deposited that amount into the Fund. However, no costs have been claimed for reimbursement from the Fund by the City, and no revenue has been recognized from the \$2.6 million during the year ended June 30, 2003. Under the terms of the Agreement, the City only has claim to the proceeds held by the Fund to the extent that eligible costs are incurred in the development of the Facility. As such, the corresponding revenue will be recognized as eligible costs are incurred by the City.

**CITY AND COUNTY OF SAN FRANCISCO  
NOTES TO BASIC FINANCIAL STATEMENTS (Continued)  
June 30, 2003**

**(e) Municipal Transportation Agency**

The MTA is responsible for overseeing the City's public transportation operations, including those of MUNI, SFMVIC, and the DPT which includes the Parking Authority and its five parking garages operated by separate nonprofit corporations organized by the City. Created in November 1999, with the passage of Proposition E, by the voters, the MTA replaced the San Francisco Public Transportation Commission as the oversight agency for the operations of MUNI and SFMVIC, and effective July 1, 2002, the MTA also assumed responsibility for overseeing the operations of the DPT (Notes 1 and 2(b)).

The tables below reflect the financial information of MUNI, the DPT (excluding the parking garages) and the parking garages that are reported within the MTA (in thousands), net of \$6.2 million interagency accounts payables and receivables:

	MUNI	DPT	Parking Garages	Total
<b>Assets</b>				
Current Assets.....	\$ 147,995	\$ 16,814	\$ 4,373	\$ 169,182
Restricted Assets.....	56,208	-	19,037	75,245
Noncurrent Assets.....	1,656,658	55,040	95,287	1,806,985
Total Assets.....	<u>1,860,861</u>	<u>71,854</u>	<u>118,697</u>	<u>2,051,412</u>
<b>Liabilities</b>				
Current liabilities.....	108,238	17,995	11,953	138,186
Liabilities payable from restricted assets.....	904	-	-	904
Noncurrent liabilities.....	137,292	68,199	37,152	242,643
Total liabilities.....	<u>246,434</u>	<u>86,194</u>	<u>49,105</u>	<u>381,733</u>
<b>Net assets</b>				
Invested in capital assets, net of related debt.....	1,652,327	-	-	1,652,327
Restricted net assets.....	55,304	6,608	-	61,912
Unrestricted net assets (deficit).....	(86,992)	(20,948)	63,380	(44,560)
Total net assets (deficit).....	<u>\$ 1,620,639</u>	<u>\$ (14,340)</u>	<u>\$ 63,380</u>	<u>\$ 1,669,679</u>
<b>Operating Revenues</b> .....	\$ 109,490	\$ 13,949	\$ 32,217	\$ 155,656
Operating Expenses.....	529,307	64,933	28,427	622,667
Net Operating Income (Loss).....	(419,817)	(50,984)	3,790	(467,011)
Nonoperating Income (Loss).....	210,060	7,560	(2,710)	214,910
Capital Contributions.....	160,272	-	2,440	162,712
Transfers In.....	116,984	83,615	59,860	260,459
Transfers Out.....	-	(54,531)	-	(54,531)
Change in Net Assets.....	67,499	(14,340)	63,380	116,539
Net Assets at Beginning of Year.....	1,553,140	-	-	1,553,140
Net Assets (Deficit) at End of Year.....	<u>\$ 1,620,639</u>	<u>\$ (14,340)</u>	<u>\$ 63,380</u>	<u>\$ 1,669,679</u>

The City's Annual Appropriation Ordinance provides funds to subsidize the operating deficits of MUNI and the DPT determined by the City's budgetary accounting procedures, subject to the appropriation process. The amount of General Fund subsidy to the MTA was \$143 million (\$101 million for MUNI and \$42 million for DPT).

**CITY AND COUNTY OF SAN FRANCISCO  
NOTES TO BASIC FINANCIAL STATEMENTS (Continued)  
June 30, 2003**

Municipal Railway

MUNI receives capital grants from various federal, state, and local agencies to finance transit related property and equipment purchases. As of June 30, 2003, MUNI had approved capital grants with unused balances amounting to \$288.1 million. Capital grants receivable as of June 30, 2003 totaled \$74.8 million.

MUNI also receives operating assistance from various federal, state, and local sources, including Transit Development Act funds and sales tax allocations. As of June 30, 2003, MUNI had various operating grants receivable of \$25.9 million.

These capital grants and operating assistance include funds from the San Francisco Transportation Authority (SFCTA). During the year ended June 30, 2003, the SFCTA approved \$122.8 million in new capital grants and \$16.2 million in new operating grants for MUNI. During the same period, MUNI received total payments of \$22.7 million for capital grants and \$13.6 million in operating grants from the Authority. As of June 30, 2003, MUNI had \$57.2 million due from the SFCTA for capital grants and \$2.1 million due from the SFCTA for operating grants.

The State Public Utilities Code requires that fare revenues must equal or exceed 33% of operating costs in order to qualify for an allocation of certain sales tax revenues available for public transit. Transit operators may add local support to fare revenues in order to calculate the fare recovery ratio. The City provides significant local support to MUNI from parking revenues and the General Fund.

MUNI has outstanding contract commitments of approximately \$96 million with third parties for various capital projects. Grant funding is available for a majority of this amount. MUNI also has outstanding commitments of approximately \$7 million for non-capital expenditures. Various local funding sources are used to finance these expenditures. MUNI is committed to numerous capital projects for which it anticipates that federal and state grants will be the primary source of funding. SMFRIC's Board of Directors has authorized SMFRIC to extend financial guarantees to MUNI for certain projects totaling \$2.6 million.

In March 2001, MUNI and the Port entered in to a Memorandum of Understanding (MOU) under which MUNI may use the Metro East site in perpetuity for rail vehicle maintenance, operations and other operational needs at a cost of \$25.7 million. This amount was reported as a Special Item in the proprietary funds statement of revenues, expenses and changes in fund net assets for the year ended June 30, 2001. MUNI received a capital contribution from the Authority for this. As part of this MOU, MUNI paid the Port an additional \$4 million in fiscal year 2002 to construct the Illinois Street Bridge over Islais Creek that will mitigate traffic in the area and improve coordination with MUNI's Metro East and Third Street Light Rail Project. MUNI has agreed to reasonably extend this deadline up to March 2004 provided the Port has demonstrated good faith efforts toward construction of the bridge. The Port is currently in the selection process for procuring the design and contract to build the bridge.

In April 2001, the MTA Board of Directors authorized the Director of Transportation to solicit proposals regarding a leveraged lease-leaseback financing involving up to 150 Breda light rail vehicles. The transaction would not involve financing or procurement of any new vehicles. Rather, MUNI's intention was to obtain economic benefit in return for transferring the tax benefit of depreciation on the vehicles to another party, without impacting the day-to-day operations of the transit system.

In April 2002, MUNI entered into the leveraged lease-lease back transaction of 118 Breda light rail vehicles to a group of equity investors and a sublease of the vehicles back from the investors over a period of 27 years. MUNI maintains custody of the light rail vehicles and is obligated to insure and maintain the vehicles throughout the life of the lease.

MUNI received \$388.2 million from the equity investors as full payment of the cost to lease the vehicles based on fair value of the vehicles. MUNI paid \$352.7 million to an irrevocable trust to be used solely for

**CITY AND COUNTY OF SAN FRANCISCO  
NOTES TO BASIC FINANCIAL STATEMENTS (Continued)  
June 30, 2003**

satisfying scheduled payments of both interest and principle of the sublease to the equity investors. The trust assets are invested in U.S. government bonds with maturity dates that match the completion date of the sublease. While these payments to the trust did not represent a legal defeasance of MUNI's obligations under the sublease, management believes that the possibility that MUNI will be required to make future payments to the trust is remote based on the stability of the investment and the limited risks to the physical assets. Therefore, the trust assets and the sublease obligation is not recorded in the accompanying statement of net assets of MUNI as of June 30, 2003.

As a result of the cash transactions above, MUNI recorded deferred revenue in the year ended June 30, 2003, of \$35.5 million, for the difference between the amount received of \$388.2 million and the amount paid to the trust for the future sublease payments of \$352.7 million, which will be amortized over the life of the sublease. The amount of \$1.3 million was amortized in the year ended June 30, 2003.

Department of Parking and Traffic

The DPT receives grants from various federal, state, and local agencies that result in City assets. As a result, they are shown in the MTA budget and then transferred to the City as assets.

During the year ended June 30, 2003, the DPT entered into three loan agreements for the purchase of capital equipment. DPT entered into loan agreement with the state of California GS Smart Program to replace all of the City's parking meters with new electronic parking meters. On October 9, 2002, the City received funds of \$26.3 million for this project. The term of the loan is 7 years, with the final payment in October 2009. The two other loan agreements are with the California Energy Commission for the purchase of LED bulbs for traffic signals. DPT borrowed a total of \$1.8 million and will make its final payment in June 2010.

The data below reflects the operations of the five parking garages operated by separate nonprofit corporations organized by the City, which are under the Parking Authority. Information about these nonprofit corporations for the year ended June 30, 2003 follows (in thousands), including \$6.2 million accounts payable to MUNI:

	Downtown Parking	Uptown Parking	Japan Center Garage	Ellis- O'Farrell Parking	Portsmouth Plaza Parking	Total
Operating revenues.....	\$ 9,998	\$ 13,238	\$ 2,162	\$ 3,699	\$ 3,120	\$ 32,217
Depreciation.....	695	-	-	126	821	821
Operating income (loss).....	1,463	1,978	156	27	166	3,790
Interest and other non-operating revenues (expenses).....	(1,555)	(898)	-	(249)	(8)	(2,710)
Change in net assets.....	9,750	31,502	7,074	12,505	2,549	63,380
Capital assets, increases.....	550	28,340	145	(99)	(112)	28,824
Capital assets, decreases.....	-	(22,127)	-	-	-	(22,127)
Net working capital (deficit).....	(5,274)	(8,806)	158	(627)	758	(13,791)
Total assets.....	28,542	61,246	7,385	18,702	2,822	118,697
Total liabilities.....	18,792	29,744	311	6,197	273	55,317
Net assets.....	9,750	31,502	7,074	12,505	2,549	63,380
Total debt outstanding.....	\$ 13,000	\$ 19,599	\$ -	\$ 5,473	\$ -	\$ 38,072

**CITY AND COUNTY OF SAN FRANCISCO  
NOTES TO BASIC FINANCIAL STATEMENTS (Continued)  
June 30, 2003**

**(f) Laguna Honda Hospital**

The Laguna Honda Hospital (LHH) is a skilled nursing facility which specializes in serving elderly and disabled residents. The operations of LHH are subsidized by the City. It is the City's policy to fund operating deficits of the enterprise on a budgetary basis, however, the amount of operating subsidy provided is limited to the amount budgeted by the City. Accordingly, depreciation and certain non-current accrued expenses are not funded, resulting in continuing deficits on a budget basis. In those circumstances, the City allows the enterprise to show a deficit on a budget basis. For the fiscal year ended June 30, 2003, the subsidy for LHH was \$33 million.

Changes in net assets of LHH on a GAAP basis	(in thousands)
Tobacco claims settlement*	\$18,902
Net loss on specific/donor restricted funds	(20,635)
Operating subsidy from City General Fund	(795)
Operating subsidy from General Hospital Medical Center	(32,568)
Net loss on LHH on a GAAP basis before operating subsidy	(425)
Expenses which require budgetary funding but are not GAAP basis expenses:	(35,521)
Capitalized services and other asset purchases	(265)
Change in encumbrances and appropriation carry forwards	(1,213)
Expenses which do not require budgetary funding but are GAAP basis expenses:	
Depreciation and other expenses	4,006
Net loss of LHH requiring General Fund subsidy on a budget basis	<u>\$(32,993)</u>

\*During the fiscal year ended June 30, 2003, LHH received approximately \$21 million of the tobacco settlement funds. In addition, LHH received approximately \$1.1 million in income from investments, which is included in the net loss on specific/donor restricted funds calculation. As a result, LHH's net assets on a GAAP basis do not show a deficit.

LHH has agreements with third-party payors that provide for reimbursement to LHH at amounts different from its established rates. Contractual adjustments under third-party reimbursement programs represent the difference between the hospital's established rate for services and amounts reimbursed by third-party payors. Medicare and Medi-Cal are the major third-party payors with whom such agreements have been established. During the fiscal year ended June 30, 2003, Medicare and Medi-Cal charges for services amounted to approximately \$3.6 million and \$107 million, respectively. As of June 30, 2003, LHH had net patient receivables from Medicare of \$1.3 million and net patient receivables from Medi-Cal of \$17 million.

During fiscal year ended June 30, 2003, LHH received approximately \$17 million in payments as a result of matching federal funds to local funds which provided a Medi-Cal supplemental in the form of quarterly payments effective August 1, 2001.

In November 1999, San Francisco voters approved Proposition A, a ballot measure authorizing the City to finance the acquisition, improvement, construction and/or reconstruction of a new health care, assisted living and/or other type of continuing care facility or facilities to replace Laguna Honda Hospital. Proposition A stipulates that \$100 million of tobacco settlement funds received by the City, excluding \$1 million set aside each year for smoking education and prevention programs, may be used to pay for construction of a replacement facility for LHH. As of June 30, 2003, no bonds have been sold. LHH is actively involved in the planning and design phase for new facilities to replace Laguna Honda Hospital.

**CITY AND COUNTY OF SAN FRANCISCO  
NOTES TO BASIC FINANCIAL STATEMENTS (Continued)  
June 30, 2003**

**(g) General Hospital Medical Center**

The San Francisco General Hospital Medical Center (SFGH) is an acute care hospital. The operations of SFGH are subsidized by the City. It is the City's policy to fully fund enterprise operations on a budgetary basis; however, the amount of operating subsidy provided is limited to the amount budgeted by the City. Accordingly, depreciation expense is not funded, resulting in continuing deficits on a budget basis. In those circumstances, the City allows the enterprise to show a deficit on a budget basis. For the fiscal year ended June 30, 2003, the subsidy for SFGH was \$78 million.

Loss before transfers of SFGH on a GAAP basis	(in thousands)
Reimbursement to City General Fund for SB 855 matching program	\$(21,904)
Transfer of accrued vacation and sick leave liability to governmental activities	(73,307)
Transfers from City General Fund to support SFGH on:	3,672
Operation of Mental Health Rehabilitation Facility	(587)
Other Program Support	5,959
Interest expense on the overdraft funds with the City Treasury	1,708
Expenses which require budgetary funding but are not GAAP basis expenses:	
Capitalized services and other asset purchases	(4,413)
Change in encumbrances and appropriation carryforwards	4,727
Other expenses	(302)
Expenses which do not require budgetary funding but are GAAP basis expenses:	
Depreciation expense	6,432
Net loss of SFGH requiring General Fund subsidy on a Budget basis	<u>\$(78,015)</u>

SFGH has agreements with third-party payors that provide for reimbursement to SFGH at amounts different from its established rates. Contractual adjustments under third-party reimbursement programs represent the difference between SFGH's established rates and amounts reimbursed by third-party payors. Major third-party payors with whom such agreements have been established are Medicare, Medi-Cal, the State of California through Senate Bills 855 and 1255 and the Short-Doyle mental health program, the federal Medi-Cal Medical Education Program and Administrative Claiming System, and a managed care agreement signed with a health maintenance organization (HMO).

During the year ended June 30, 2003, Medicare and Medi-Cal revenue accounted for \$50 million and \$59 million of net patient service revenue respectively. As of June 30, 2003, SFGH had net patient receivables from Medicare of \$5.8 million and net patient receivables from Medi-Cal of \$16.4 million.

State of California Senate Bill 855 (SB-855) was passed by the state legislature in July 1991 to provide additional funding to hospitals which provide a significant portion of their services to Medi-Cal recipients. In order to receive additional funds, the City must transfer funds to the State Medi-Cal program so that the funds may be matched by federal funds. Gross patient revenue recorded by SFGH for SB-855 totaled \$103.3 million for the fiscal year ended June 30, 2003. This revenue was offset by a reduction in the General Fund operating subsidy of \$73.3 million for net SB 855 revenues of \$30 million for the year ended June 30, 2003.

In addition, SFGH receives funding from the State of California under Senate Bill 1255 (SB-1255) which establishes a funding pool through public and private sector contributions with matching federal participation. For the year ended June 30, 2003, SFGH recognized gross patient revenue in the amount of \$54.5 million offset by a reduction in the contribution provided by the City of \$30.5 million for net SB 1255 revenues of \$24 million.

**CITY AND COUNTY OF SAN FRANCISCO**  
**NOTES TO BASIC FINANCIAL STATEMENTS (Continued)**  
**June 30, 2003**

Under the Medi-Cal Medical Education program, SFGH is reimbursed for medical education costs incurred for services rendered to Medi-Cal beneficiaries. For the year ended June 30, 2003, SFGH recognized net patient service revenue in the amount of \$1.3 million pertaining to this program.

As of June 30, 2003, SFGH had Medi-Cal supplemental reimbursement receivables for SB-855, SB-1255, and other federal and state settlement payments of approximately \$45.1 million.

The State of California provides support to SFGH through a realignment of funding provided from vehicle license fees and sales tax allocated to California's counties. SFGH recognized \$61.1 million as other operating revenue for the year ended June 30, 2003, from realignment funding.

In addition, SFGH was reimbursed by the State of California, under the Short-Doyle program, for mental health services provided to qualifying residents based on an established rate per unit of service not to exceed an annual negotiated contract amount. During the year ended June 30, 2003, reimbursement under the Short-Doyle program amounted to approximately \$4.4 million and is included in transfers in.

State of California Proposition 99, the Tobacco Tax Initiative, allocates funds to counties for health care services to indigent persons and others who are unable to pay for health care services. Proposition 99 funds allocated to SFGH for the year ended June 30, 2003, amounted to \$3.1 million and are included in other operating revenue.

SFGH provides care without charge or at amounts less than its established rates to patients who meet certain criteria under its charity care policy. Charges foregone based on established rates were \$98.4 million and estimated costs and expenses to provide charity care were \$61.7 million in fiscal year 2003.

The City contracts on a year-to-year basis on behalf of SFGH with the University of California (UC). Under the contract, SFGH serves as a teaching facility for UC professional staff, medical students, residents, and interns who, in return, provide medical and surgical specialty services to SFGH's patients. The total amount for services rendered under the contract for the year ended June 30, 2003, was approximately \$58.4 million.

**(h) Clean Water Program**

The CWP was established in 1977 pursuant to bond resolutions to account for the City's municipal sewage treatment and disposal system.

CWP's revenue, which consists mainly of sewer service charges, is pledged for the payment of principal and interest on various outstanding Sewer Revenue Bonds.

In 1995, CWP entered into a forward purchase and sale agreement with an investment bank (Bank). Under the agreement, CWP received an up front fee of \$8.9 million from the Bank. In exchange, CWP used its debt service payments deposited but not yet due to bondholders to purchase short-term U.S. Treasury bills at face value from the Bank. The fee was recorded as deferred revenue, and the unamortized balance as of June 30, 2002 was \$1.3 million. In conjunction with the advance refunding of debt that occurred in January 2003, the CWP terminated the forward purchase agreement by paying an early termination fee of \$449 thousand to the Bank, which included a contract termination value of \$425 thousand. As of June 30, 2003, no unamortized amounts are remaining for this agreement.

As of June 30, 2003, the CWP had outstanding commitments with third parties for capital projects and for materials and services totaling \$10.6 million.

**CITY AND COUNTY OF SAN FRANCISCO**  
**NOTES TO BASIC FINANCIAL STATEMENTS (Continued)**  
**June 30, 2003**

**(i) San Francisco Market Corporation**

The San Francisco Market Corporation is a non-profit corporation organized to acquire, construct, finance, and operate a produce market. The information about this non-profit corporation is presented in the financial statements of the proprietary funds as a non-major fund.

**(12) SAN FRANCISCO REDEVELOPMENT AGENCY**

The Redevelopment Agency of the City and County of San Francisco (the Agency) is a public body, corporate and politic, organized and existing under the Community Redevelopment Law of the State of California. Since the organization of the Agency in 1948, the Agency has completed four redevelopment project areas and twelve redevelopment project areas are now underway. In addition, the Agency is undertaking feasibility studies for three new redevelopment survey areas designated by the Board of Supervisors of the City and County of San Francisco.

The Agency acts as the lead Agency in administering the Housing Opportunities for Persons with AIDS (HOPWA) program, which is funded by a grant from the U.S. Department of Housing and Urban Development. The Agency applied for and was awarded a "Special Projects of National Significance" grant under the HOPWA program to provide a partial rent subsidies and back to work job training.

In 1998, the Board of Supervisors approved ordinances and resolutions adopting the Mission Bay North and South Redevelopment Plans, Interagency Cooperation Agreements, Tax Allocation Agreements and related ordinances and resolutions. The two project areas total 303 acres. Mission Bay North consists of approximately 65 acres adjacent to the Pacific Bell Park. Mission Bay South includes approximately 238 acres of land. The Agency has entered into an Owner Participation Agreement with the owner/developer to provide for development of the project areas. The proposed development in the north includes 3,000 housing units, 20% of which will be affordable units, 350,000 square feet of urban entertainment retail space, 100,000 square feet of City-serving retail space, 55,000 square feet of neighborhood-serving retail space and six acres of public open space. The proposed development in the south will include 3,090 housing units, 20% of which will be affordable units, a 43-acre University of California San Francisco (UCSF) research campus, a 500 room hotel, 210,000 square feet of City-serving and neighborhood-serving retail space, five million square feet of commercial industrial space, and a 500-student public school on land to be donated by UCSF. Mission Bay is expected to create over 31,000 new permanent jobs. The Mission Bay development will take place over 20 to 30 years and will require investment of over \$145 million in new public infrastructure. Total development costs for the two project areas are expected to exceed \$4 billion.

As of June 30, 2003, 384 residential units, including 121 affordable units, 24,000 square feet of office space, and 19,000 square feet of neighborhood retail space have been completed in Mission Bay North. A commercial office building totaling 285,000 square feet and one UCSF research building of 385,000 square feet have been completed in Mission Bay South.

The Agency has no direct taxing power and does not have the power to pledge the general credit or taxing power of the City, the State of California or any political subdivision thereof. However, California's Health and Safety Code allows redevelopment agencies with appropriate approvals of the local legislative bodies to recover costs of financing public improvements from increased tax revenues (tax increment) associated with increased property values of individual project areas. During the year, the Agency's revenue from property tax increment was \$42 million.

Outstanding bond issues had cumulative interest accretion of approximately \$159.5 million as of June 30, 2003. Interest accretion is included in the accrued interest payable balance in the basic financial statements.

In order to facilitate construction and rehabilitation within the project areas, various construction loan notes, promissory notes and mortgage revenue bonds with an aggregate outstanding balance of

**CITY AND COUNTY OF SAN FRANCISCO  
NOTES TO BASIC FINANCIAL STATEMENTS (Continued)  
June 30, 2003**

approximately \$723 million at June 30, 2003, have been issued. When these obligations are issued, they are secured by the related mortgage indebtedness and, in the opinion of management, are not considered obligations of the Agency or the City and therefore not included in the basic financial statements. Debt service payments will be made by developers or property owners.

California Health and Safety Code Section 33334.3 requires the Agency to set aside 20% of the proceeds from its incremental property tax revenues for expenditures for low and moderate income housing. Related interest earned must also be set aside for such purposes. The Agency established a Low and Moderate Income Housing Fund to account for this commitment.

The Agency had commitments under contracts for capital improvements of approximately \$57.2 million at June 30, 2003.

**(13) TREASURE ISLAND DEVELOPMENT AUTHORITY**

The TIDA is a nonprofit public benefit corporation. The TIDA was authorized in accordance with the Treasure Island Conversion Act of 1997 and designated as a redevelopment agency pursuant to Community Redevelopment Law of the State of California. The TIDA is governed by seven commissioners who are appointed by the Mayor, subject to confirmation by the City's Board of Supervisors. The specific purpose of the TIDA is to promote the planning, redevelopment, reconstruction, rehabilitation, reuse and conversion of the property known as Naval Station Treasure Island for the public interest, convenience, welfare and common benefit of the inhabitants of the City.

The mission of TIDA is to redevelop the former Naval Station Treasure Island and to manage its integration with the City in compliance with federal, state and City guidelines (including the California Tidelands Trust) to maximize revenues to the City's General Fund; to create new job opportunities for San Francisco residents, including assuring job opportunities for homeless and economically disadvantaged residents; to increase recreational and bay access venues for San Francisco and Bay Area residents; and to promote the welfare and well being of the citizens of San Francisco.

The services provided by TIDA include negotiating the acquisition of former Naval Station Treasure Island with the U.S. Navy and establishing the Treasure Island Redevelopment Project; renting Treasure Island facilities leased from the U.S. Navy to generate revenues sufficient to cover operating costs; maintaining Treasure Island facilities owned by the U.S. Navy which are not leased to the TIDA or the City; providing facilities for special events, film production and other commercial business uses; providing 1,000 housing units; and overseeing the U.S. Navy's toxic remediation activities on the former naval base.

During fiscal year 2003, TIDA's primary source of revenues included facility and housing rents. During fiscal year 2003, TIDA received Navy agreement to initiate the process of early transfer, including competitive selection of a contractor to complete the Navy's Treasure Island Remediation Program with Navy funding but under TIDA direction and supervision; entered an exclusive negotiating agreement with a private developer for the redevelopment of the former naval base; and completed a draft Environmental Impact Report (EIR) for the transfer. TIDA assisted with the opening of a new childcare center for Treasure Island residents and employees, and funded an extensive new program of recreation services for Island residents.

**CITY AND COUNTY OF SAN FRANCISCO  
NOTES TO BASIC FINANCIAL STATEMENTS (Continued)  
June 30, 2003**

**(14) INTERFUND RECEIVABLES, PAYABLES, AND TRANSFERS**

"Due to" and "due from" balances have primarily been recorded when funds overdraw their share of pooled cash or when there are transactions between entities where one or both entities do not participate in the City's pooled cash. The composition of interfund balances as of June 30, 2003, is as follows (in thousands):

Due to / from other funds:	Receivable Fund	Payable Fund	Amount
General	Nonmajor Governmental Fund	San Francisco International Airport	\$ 42,290
		General Hospital Medical Center	320
		Port of San Francisco	22,238
		Laguna Honda Hospital	2,000
			5,882
			72,730
Nonmajor Governmental Fund	Nonmajor Governmental Fund		9,362
	Municipal Transportation Agency		303
			9,665
Municipal Transportation Agency	Nonmajor Governmental Fund		59,352
	Water Department Fund		1,043
			60,395
Hetch Hetchy Water and Power	General		700
	Nonmajor Governmental Fund		4,101
	Municipal Transportation Agency		1,297
	General Hospital Medical Center		771
			6,869
General Hospital Medical Center	Internal Service Funds		46
Total			\$ 149,707
<b>Due to / from primary government and component units:</b>		<b>Payable Entity</b>	<b>Amount</b>
Primary government - governmental	Component unit - SF Redevelopment Agency		\$ 11,720

**CITY AND COUNTY OF SAN FRANCISCO**  
**NOTES TO BASIC FINANCIAL STATEMENTS (Continued)**  
**June 30, 2003**

**CITY AND COUNTY OF SAN FRANCISCO**  
**NOTES TO BASIC FINANCIAL STATEMENTS (Continued)**  
**June 30, 2003**

	Transfers In:						Government-wide	
	Funds							
	General Fund	Nonmajor Governmental Funds	Internal Service Funds	Municipal Transportation Agency	San Francisco Hospital	Laguna Honda Hospital	Governmental Activities	Total
General fund.....	\$ -	\$ 41,110	\$ 197	\$ 143,115	\$ 85,684	\$ 33,110	\$ -	\$ 303,216
Nonmajor governmental funds.....	15,081	76,532	-	28,520	587	-	-	120,720
San Francisco International Airport.....	16,823	-	-	-	-	-	-	16,823
Municipal Transportation Agency.....	-	3,687	-	-	-	-	50,864	54,551
San Francisco General Hospital.....	73,307	-	-	-	-	-	-	73,307
Parking Garages and Market Corporation.....	-	-	-	59,860	-	-	-	59,860
<b>Government-wide</b>								
Governmental Activities.....	\$ -	\$ -	\$ -	\$ 28,964	\$ 3,672	\$ -	\$ -	\$ 32,636
Total transfers out.....	\$ 105,211	\$ 121,309	\$ 197	\$ 260,459	\$ 89,943	\$ 33,110	\$ 50,864	\$ 661,093

The \$303.2 million General Fund transfer out includes a total of \$261.9 million in operating subsidies to Municipal Railway, General Hospital Medical Center, and Laguna Honda Hospital (note 11). The transfers of \$41.1 million from the General Fund to the non major governmental funds is to provide support to various City programs such as the public library and community health services. The transfers between the non major governmental funds are to provide support for various City programs and to provide resources for the payment of debt services.

The General Fund received transfers in of \$73.3 million from General Hospital Medical Center as reimbursement for the SB 855 matching program (note 11(g)), \$16.8 million from the San Francisco International Airport, representing a portion of concession revenue (note 11(a)).

Due to the incorporation of the DPT into the MTA, certain assets and liabilities were transferred from governmental activities, governmental funds, and the Parking Garages enterprise fund. These transfers consist of the following:

Approximately \$29 million of capital assets and \$50.9 million of long-term liabilities were transferred from governmental activities.

Approximately \$28.5 million of assets in excess of liabilities were transferred from non-major governmental funds.

Approximately \$59.9 million of assets in excess of liabilities were transferred from the Parking Garages enterprise fund.

**(15) COMMITMENTS AND CONTINGENT LIABILITIES**

**(a) Grants and Subventions**

Receipts from federal and state grants and other similar programs are subject to audit to determine if the monies were expended in accordance with appropriate statutes, grant terms and regulations. The City believes that no significant liabilities will result.

**(b) Operating Leases**

The City has operating leases for certain buildings and data processing equipment which require the following minimum annual payments (in thousands):

	Fiscal Years	Total
2004.....	\$ 23,130	
2005.....	22,229	\$ 45,359
2006.....	19,953	
2007.....	15,913	
2008.....	11,382	
2009-2013.....	13,487	
Total.....	\$ 106,104	\$ 106,104

**Primary Government**

**Governmental Activities**

**Business-type Activities**

Fiscal Years	San Francisco International Airport		Municipal Transportation Agency		General Hospital Medical Center		Total Business-type Activities
2004.....	\$ 5,398	\$ 5,471	\$ 1,011	\$ 15,851	\$ 4,982	\$ 9,287	\$ 15,851
2005.....	5,247	3,029	454	7,003	5	6,135	7,003
2006.....	5,507	1,042	-	5,924	-	4,911	5,924
2007.....	5,714	416	-	4,911	-	121	4,911
2008.....	5,714	210	-	121	-	121	121
2009-2013.....	4,604	307	-	121	-	121	121
2014-2018.....	-	121	-	121	-	121	121
2019-2023.....	-	121	-	121	-	121	121
2024-2028.....	-	49	-	49	-	49	49
2029-2033.....	-	10,867	-	10,867	-	6,452	6,452
Total.....	\$ 32,184	\$ 10,867	\$ 6,452	\$ 49,523	\$ 6,452	\$ 49,523	\$ 49,523

**CITY AND COUNTY OF SAN FRANCISCO  
NOTES TO BASIC FINANCIAL STATEMENTS (Continued)  
June 30, 2003**

**Component Unit - Redevelopment Agency**

The Redevelopment Agency (Agency) has operating leases for its offices sites which require the following minimum annual payments (in thousands):

Fiscal Years	
2004	\$ 2,159
2005	2,198
2006	1,115
2007	757
2008	765
2009-2013	3,825
2014-2018	3,825
2019-2023	3,825
2024-2028	3,825
2029-2033	3,825
2034-2038	3,825
2039-2043	3,825
2044-2048	3,825
2049-2050	1,530
Total	<u>\$ 39,124</u>

Several City departments lease land and various facilities to tenants and concessionaires who will provide the following minimum annual payments (in thousands):

**Primary Governmental Activities**

Fiscal Years	
2004	\$ 1,351
2005	968
2006	831
2007	569
2008	440
2009-2013	2,360
2014-2018	2,669
2019-2023	418
2024-2028	190
2029-2033	33
Total	<u>\$ 9,829</u>

**CITY AND COUNTY OF SAN FRANCISCO  
NOTES TO BASIC FINANCIAL STATEMENTS (Continued)  
June 30, 2003**

**Business-type Activities**

Fiscal Years	San Francisco International Airport	Port of San Francisco	General Hospital Medical Center	Municipal Transportation Agency	Market Corp.	Total Business-type Activities
2004	\$ 64,774	\$ 26,726	\$ 1,829	2,537	718	\$ 96,584
2005	44,497	23,790	1,958	1,981	731	72,957
2006	37,617	19,830	1,998	1,535	719	61,799
2007	29,693	18,488	2,038	1,054	667	51,940
2008	27,600	17,796	2,080	966	747	49,189
2009-2013	65,159	76,864	2,124	2,747	3,057	149,851
2014-2018	-	68,365	-	-	-	68,365
2019-2023	-	60,537	-	-	-	60,537
2024-2028	-	47,756	-	-	-	47,756
2029-2033	-	42,991	-	-	-	42,991
2034-2038	-	36,894	-	-	-	36,894
2039-2043	-	23,375	-	-	-	23,375
2044-2048	-	17,506	-	-	-	17,506
2049-2053	-	10,071	-	-	-	10,071
2054-2058	-	7,023	-	-	-	7,023
2059-2063	-	-	-	-	-	-
2064-2068	-	-	-	-	-	-
Total	<u>\$ 269,340</u>	<u>\$ 510,443</u>	<u>\$ 12,027</u>	<u>\$ 10,820</u>	<u>\$ 6,639</u>	<u>\$ 809,269</u>

**Component Unit - Redevelopment Agency**

The Agency leases various facilities within the Yerba Buena Center, Western Addition and Hunters Point areas. The minimum annual payments are as follows (in thousands):

Fiscal Years	
2004	\$ 2,940
2005	3,016
2006	2,900
2007	2,839
2008	2,839
2009-2013	14,641
2014-2018	15,256
2019-2023	14,661
2024-2028	14,796
2029-2033	15,815
2034-2038	16,914
2039-2043	18,169
2044-2048	12,809
2049-2053	684
2054-2058	380
2059-2063	325
2064-2068	317
2069-2073	250
2074-2078	198
2079-2083	150
2084-2088	150
2089-2093	150
2094-2098	128
Total	<u>\$ 140,327</u>



**CITY AND COUNTY OF SAN FRANCISCO  
NOTES TO BASIC FINANCIAL STATEMENTS (Continued)  
June 30, 2003**

**(c) Other Lease Commitments**

The City is making lease payments to the Agency for the Moscone Convention Center in the amount of approximately \$20 million per year through the year 2024. The lease payments are intended to approximate the debt service on Series 1988 Lease Revenue Bonds which are recorded as a long term obligation of the Agency. The City is also making lease payments to outside lessors for various telecommunication and information equipment through an internal service fund.

Amounts to be provided from capital leases are as follows:

Fiscal Years	Moscone Convention Center	Other	Total
2004.....	\$ 23,895	\$ 1,887	\$ 25,782
2005.....	19,041	221	19,262
2006.....	20,073	-	20,073
2007.....	20,146	-	20,146
2008.....	20,216	-	20,216
2009-2013.....	102,202	-	102,202
2014-2018.....	103,139	-	103,139
2019-2023.....	36,370	-	36,370
2024-2025.....	8,292	-	8,292
Total minimum lease payments.....	\$ 353,374	\$ 2,108	\$ 355,482
Less amounts representing interest.....	(142,770)	(63)	(142,833)
Present value of maximum lease payments.....	\$ 210,604	\$ 2,045	\$ 212,649

**(d) Other Commitments**

The Retirement System has commitments to contribute capital for real estate and alternative investments in the aggregate amount of approximately \$1.1 billion at June 30, 2003.

The City is a participant in the Peninsula Corridor Joint Powers Board ("PCJPB"), which was formed in 1991 to plan, administer and operate the Peninsula CalTrain rail service. The City, on behalf of MUNI, is responsible for 11.6% of the net operating costs and administrative expenses of the PCJPB for operating and capital needs. During the fiscal year ended June 30, 2003, the City contributed approximately \$8.7 million to the PCJPB.

**(16) RISK MANAGEMENT**

**Risk Retention Program Description**

The City is exposed to various risks of losses related to torts, theft of, damage to, and destruction of assets; business interruption; errors and omissions; automobile liability and accident claims (primarily for Muni Railway); medical malpractice; natural disasters; employee health benefit claim payments for direct provider care (collectively referred to herein as estimated claims payable); and injuries to employees (workers' compensation). With certain exceptions, it is the policy of the City not to purchase commercial insurance for the risks of losses to which it is exposed. Instead, the City believes it is more economical to manage its risks internally and set aside funds as needed for estimated current claim settlements and unfavorable judgments through annual appropriations and supplemental appropriations.

The City maintains limited excess coverage for certain facilities. The SFO carries liability insurance coverage of \$750 million and commercial property insurance coverage for full replacement value on all facilities owned by the SFO. The SFO does not carry insurance for losses due to seismic activity. The

**CITY AND COUNTY OF SAN FRANCISCO  
NOTES TO BASIC FINANCIAL STATEMENTS (Continued)  
June 30, 2003**

SFO is self-insured for general liability up to the first \$10,000 and the SFO carries liability insurance for any amounts in excess of \$10,000. The Port carries commercial insurance for all general liability, property and casualty risks of loss. Additionally, limited insurance coverage is maintained by the City for the Moscone Convention Center property, personal liability, and for art at City-owned museums.

The San Francisco Redevelopment Agency is a member of the Bay Cities Joint Powers Authority which provides coverage for its general liability, automobile liability, and public officials errors and omissions risks with combined single limits of \$15 million per occurrence and a deductible of \$50,000 self-insurance retention per occurrence.

Any claims relating to the construction of the Moscone Convention Center are indemnified by the City under an agreement between the Agency and the City.

Settled claims have not exceeded commercial insurance coverage in any of the past three fiscal years. Expenditures and liabilities for all workers' compensation claims and other estimated claims payable are reported when it is probable that a loss has occurred and the amount of that loss can be reasonably estimated. These losses include an estimate of claims that have been incurred but not reported. Because actual claim liabilities depend on such complex factors as inflation, changes in legal doctrines, and damage awards, the process used in computing claim liabilities does not necessarily result in an exact amount. Claim liabilities are re-evaluated periodically to take into consideration recently settled claims, the frequency of claims, and other legal and economic factors. The recorded liabilities have not been discounted.

**Estimated Claims Payable**

Numerous lawsuits related to the governmental fund types are pending or threatened against the City. The City's liability as of June 30, 2003 has been actuarially determined and includes an estimate of incurred but not reported losses. In addition, various businesses in the City had filed suit in California Superior Court challenging the constitutionality of the City Gross Receipts and Payroll Expense Tax Ordinances. The majority of these suits have been settled for approximately \$63 million. The City has issued debt to pay off this liability over 10 years. A few remaining unsettled claims may be settled over the next 12 months and funds are included in the City's estimated claims payable to cover these expected expenses.

Changes in the reported estimated claims payable since June 30, 2001, resulted from the following activity (in thousands):

	Beginning Fiscal Year Liability	Current Year Claims and Changes in Estimates	Claim Payments	Ending Fiscal Year Liability
2001-2002	\$ 191,462	\$ (16,305)	\$ (88,426)	\$ 86,731
2002-2003	\$ 86,731	\$ 35,793	\$ (29,220)	\$ 93,304

**CITY AND COUNTY OF SAN FRANCISCO  
NOTES TO BASIC FINANCIAL STATEMENTS (Continued)  
June 30, 2003**

Breakdown of the estimated claims payable at June 30, 2003 is as follows (in thousands):

<u>Governmental activities:</u>	
Current portion of estimated claims payables.....	\$ 18,855
Long-term portion of estimated claims payable.....	39,478
	<hr/>
<u>Business-type activities:</u>	
Current portion of estimated claims payables.....	13,786
Long-term portion of estimated claims payable.....	21,185
Total	<u>\$ 93,304</u>

The Retirement System is involved in two class action type lawsuits which are collectively referred to as "Final Compensation" cases. These lawsuits allege that the Retirement System should include additional "pay types" in pension calculations. The most significant pay types common to all members of the Retirement System are lump sum payments after termination of employment for sick leave and vacation. The police, fire, and transit employees have additional claims for special pay types specific to those employee groups. There is also a new lawsuit against the Retirement System by the Veteran Police Officers Association (VPOA) that alleges that the Retirement System should include Police Officers' Standards Training (POST) pay in pension calculations for those police officers who retired prior to the creation of the POST ranks. These cases are being vigorously contested. The City Attorney has sought outside counsel to help defend the claims. The possible loss to the Retirement System should these cases be successful, while difficult to estimate, could range between \$500 million and \$1 billion. The actual loss could exceed this range. No liability has been accrued by the City relating to these lawsuits as of June 30, 2003.

**Workers' Compensation**

The City self-insures for workers' compensation coverage. The City's liability as of June 30, 2003 has been actuarially determined and includes an estimate of incurred but not reported losses. The total amount estimated to be payable for claims incurred as of June 30, 2003 was \$ 364.3 million which is reported in the appropriate individual funds in accordance with the City's accounting policies (note 2).

Changes in the reported accrued workers' compensation since June 30, 2001, resulted from the following activity (in thousands):

	Beginning Fiscal Year Liability	Current		Ending Fiscal Year Liability
		Year Claims and Changes in Estimates	Claim Payments	
2001-2002	\$ 256,792	\$ 109,671	\$ (62,282)	\$ 304,181
2002-2003	304,181	127,008	(66,933)	364,256

**CITY AND COUNTY OF SAN FRANCISCO  
NOTES TO BASIC FINANCIAL STATEMENTS (Continued)  
June 30, 2003**

Breakdown of the accrued workers' compensation liability at June 30, 2003 is as follows (in thousands):

<u>Governmental activities:</u>	
Current portion of accrued workers' compensation liability.....	\$ 41,059
Long-term portion of accrued workers' compensation liability.....	154,041
	<hr/>
<u>Business-type activities:</u>	
Current portion of accrued workers' compensation liability.....	37,946
Long-term portion of accrued workers' compensation liability.....	131,210
	<u>\$ 364,256</u>

**(17) SUBSEQUENT EVENTS**

**Short term Debt**

On November 3, 2003, the Water Department issued commercial paper in the amount of \$25 million to provide short-term financing for certain projects. The financing was issued in two segments, \$5 million at an interest rate of 1%, maturing on April 1, 2004, and \$20 million at an interest rate of .96%, maturing on November 12, 2003.

On November 12, 2003, the Water Department resold \$20 million of commercial paper at an interest rate of 1.06%, maturing on December 19, 2003.

**Long-term Debt**

In July 2003, the City issued a total of \$50.4 million in General Obligation Bonds. They consist of the following two bonds: \$21 million Neighborhood Recreation and Park Facilities Improvement Bonds, Series 2003A, and \$29.4 million Educational Facilities Bonds, San Francisco Unified School District, Series 2003B. The 2003A Bonds will finance the acquisition, construction, and reconstruction of certain improvements to recreation and park facilities in the City. The 2003B Bonds will provide funds to finance the acquisition, construction, installation, equipping and/or reconstruction or completion of educational facilities and other related improvements used or to be used by the San Francisco Unified School District.

In December 2003, the City issued Refunding Settlement Obligation Bonds, Series 2003-R1 in the amount of \$44.3 million to refund from savings a portion of the \$49.5 million outstanding principal amount of the City and County of San Francisco Settlement Obligation Bonds, Series 2001 (Business Tax Judgment). The Series 2001 Bonds were issued to refund certain obligations resulting from certain final judgments entered pursuant to California Code of Civil Procedure Section 998 by the Superior Court of the County of San Francisco in connection with various business tax cases.

**Elections**

On November 4, 2003 the San Francisco voters approved the following propositions that will have fiscal impact on the City:

**Proposition A - School General Obligation Bonds** This authorizes the San Francisco School District (School District) to borrow \$295 million by issuing general obligation bonds, to complete some of the projects in the District's Facilities Master Plan. The District will use this money to renovate classrooms, kitchens and bathrooms; improve accessibility for students with disabilities;

**CITY AND COUNTY OF SAN FRANCISCO  
NOTES TO BASIC FINANCIAL STATEMENTS (Continued)  
June 30, 2003**

correct environmental hazards such as asbestos; make health and safety repairs to electrical and plumbing systems; replace bungalows; and rebuild outdoor areas for hands-on environmental learning. For the first time, the School District is issuing bonds under its own authority.

**Proposition C - City Services Auditor** This amends the City's Charter to require the Controller to serve as City Services Auditor (CSA). The CSA would be required to monitor the level and effectiveness of services provided by the City to its residents. The City would set aside at least two-tenths of one percent (0.2%) of the City's annual budget to fund the CSA program.

**Proposition F - Targeted Early Retirement** This amends the City's Charter to authorize early retirement of City employees if the employees are in job classifications where individual positions are being eliminated because of the City's budget shortfall. Employees who receive this benefit would be treated as if they had worked three years longer and were three years older. This would allow some employees to retire who are not now eligible. Also, it would increase the retirement pay of employees who are already eligible to retire. The number of City employees who receive early retirement could not exceed the number of jobs eliminated because of the budget shortfall.

**Proposition G - Rainy Day Reserve** This amends the City's Charter to require that the City set aside funds into a reserve account in years in which revenue growth exceeds five percent compared to the year before. The City would be able to spend those reserved funds in years in which revenues decline or grow by less than two percent. This new approach replaces the existing requirement (Charter Section 9.113) for a Cash Reserve Fund equal to ten percent of the last preceding tax levy. The amendment includes other specifications such as a cap on the total amount of money that must be set aside, and limits as to how reserved funds may be spent. In the aggregate, while the total amount of City revenue or expenditure would not change, this will cause the City to budget less in some years, and to fund the budget with reserved funds in other years.

**Proposition I - Child Care for Low Income Families** This ordinance creates a separate program to pay part of the cost of child care and preschool for certain families. Families with at least one child between 3 and 5 years old could receive this subsidy if they live in San Francisco; have an income at or below 75% of the California median income; and do not receive a child care or preschool subsidy from the State. Money from the Children's Fund could not be used to pay for this child care program. It would be up to the Mayor and the Board of Supervisors whether to fund this program each year.

**Proposition K - Sales Tax for Transportation** This amends the City Business and Tax Code to continue the existing one-half cent sales tax, and replace the current transportation spending plan with a new, 30-year plan. Under the new plan, the money would be used for maintenance of local streets; transportation for the elderly and disabled; construction of a Central Subway; upgrades to the bus system, including new buses, stations and dedicated lanes; a Caltrain extension to a new Transbay Terminal; projects to improve pedestrian and bicycle safety; support for regional transportation systems (BART, Caltrain, and ferries); and replacing the roadway to Golden Gate Bridge (Doyle Drive). The Transportation Authority could modify the plan if voters approved. The sales tax would continue as long as the new or modified plan is in effect. The Transportation Authority would continue to direct use of the sales tax. It could spend up to \$485.2 million per year and issue up to \$1.88 billion in bonds, to be repaid from the one-half cent sales tax.

**Passenger Facility Charges**

On July 14, 2003, the Airport Commission authorized the Airport Director to finalize and submit the third PFC application (PFC#3) to the FAA to continue collections of a PFC at the Airport in the amount of \$4.50 per enplaning passenger. PFC#3 amount is estimated at approximately \$539 million and that the collections would extend through November 1, 2018. PFC#3 revenues would be used as a funding source to pay principal and interest on bonds issued for certain eligible costs associated with the development of the new international terminal complex, which consists of Boarding areas A and G and the International Terminal Complex.

On July 31, 2003, SFO submitted PFC application #3 to the FAA. On August 27, 2003, the FAA determined PFC#3 as substantially complete in accordance with 14 Code of Federal Regulation Part 158. On September 15, 2003, the FAA published notice in Federal Register for public comments regarding PFC#3.

**Leverage Lease - Lease Back Transaction (Unaudited)**

In September 2003, MUNI entered into a second leveraged lease-lease back transaction over 21 Breda light rail vehicles (the Equipment). The transaction was structured as a head lease of the Equipment to one separate special purpose trust (formed on behalf of a certain equity investor) and a sublease of the Equipment back from such trust. The sublease provides MUNI with an option to purchase the Equipment in approximately 25 years, the scheduled completion date of the sublease. During the term of the sublease, MUNI maintains custody of the Equipment and is obligated to insure and maintain the Equipment throughout the life of the sublease.

MUNI received an aggregate of \$72.6 million from the equity investors in full prepayment of the head lease. MUNI deposited approximately \$67.5 million of this head lease payment into two escrows. One escrow was deposited with a debt payment undertaker whose repayment obligations are guaranteed by Financial Security Assurance, an "Aaa/AAA" rated bond insurance company. The other escrow was invested in U.S. government bonds with maturity dates that match the completion of the sublease. Payments under these escrows are to be made at such times and in such amounts so as to fund MUNI's scheduled payments under the sublease as well as to provide a source of funding for MUNI's purchase option if it chooses to exercise it. Although these escrows do not represent a legal defeasance of MUNI's obligations under the sublease, management believes that the creditworthiness of these escrows is such that they will fund MUNI's obligations under the sublease and that the possibility that MUNI will be need to access other monies to make sublease payments is remote.

As a result of the cash transactions above, MUNI will record deferred revenue in fiscal year 2004 of between \$4.7 and \$5 million for the difference between the amount received of \$72.6 million and the amount paid to the escrows of \$67.5 million (minus certain transaction expenses). The deferred revenue will be amortized over the life of the sublease.

As of September 30, 2003, the outstanding payments to be made on the sublease through 2029 are \$59.7 million and the payments to be made on the purchase option of the Equipment would be \$198.5 million, if exercised. All of these payments are to be funded from the amounts in escrow. If MUNI does not exercise the purchase option, MUNI would be required to either: 1) pay service and maintenance costs related to the continued operation and use of the vehicles beyond the term of the sublease; 2) arrange for another party to be the "service recipient" under a "service contract," and to perhaps guarantee the obligations of that party under the service contract if the replacement service recipient does not meet specified credit or net worth criteria.

(THIS PAGE INTENTIONALLY LEFT BLANK)

## APPENDIX D

### SUMMARY OF CERTAIN PROVISIONS OF THE INDENTURE AND THE LEASE

*The following is a summary of certain provisions of the Indenture and the Lease and is not to be considered a full statement of the provisions thereof. This summary is qualified in its entirety by reference to and is subject to the complete Indenture and Lease, copies of which are available from the Corporation c/o Mayor's Office of Public Finance.*

*For purposes of this Appendix D, "Series 2004A Bonds" refers to the Corporation's Lease Revenue Bonds, Series 2004A, and "Bonds" refers to all outstanding lease revenue bonds of the Corporation issued under the Indenture.*

#### **CERTAIN DEFINED TERMS**

**Additional Rental.** The term "Additional Rental" means all amounts payable by the City as Additional Rental pursuant to the Lease.

**Authorized Officer.** The term "Authorized Officer," when used with respect to the Corporation, means the President or Chief Financial Officer of the Corporation or any other officer of the Corporation who is designated in writing by the Corporation as an Authorized Officer for purposes of the Indenture, and when used with respect to the City, means the Mayor or any other official or employee of the City who is designated in writing by the Mayor as an Authorized Officer for purposes of the Indenture.

**Base Rental.** The term "Base Rental" means all amounts payable by the City as Base Rental pursuant to the Lease.

**Certificate of Completion.** The term "Certificate of Completion" means a Certificate of the City, in the form of Exhibit C to the Lease, certifying that all Equipment with respect to a Project anticipated to be acquired has been acquired, installed and accepted by the City and that all Project Costs attributable to such Equipment have been paid.

**Computer System.** The term "Computer System" means a component of Equipment that consists of both computer hardware and software components.

**Credit Facility.** The term "Credit Facility" means (i) a surety bond or other financial undertaking issued by a financial institution, if the unsecured obligations of or the claims paying ability of such financial institution has one of the two highest ratings then issued by a nationally recognized bond rating agency, or (ii) a policy of insurance issued by an insurance company, if the obligations insured by such insurance company have one of the two highest ratings then issued by a nationally recognized bond rating agency, or (iii) an irrevocable letter of credit from a bank the long-term obligations of which are rated in one of the two highest rating categories by a nationally recognized rating agency delivered to the Trustee to satisfy the obligation to deposit moneys in the Reserve Fund in connection with any series of Bonds and which is in an amount equal to Reserve Requirement for such series of Bonds.

**Equipment.** The term "Equipment" means the personal property listed in Exhibit A to the Lease, as supplemented from time to time pursuant to the Lease to be leased by the Corporation to the City pursuant to the Lease.

Government Certificates. The term “Government Certificates” means evidences of indebtedness of ownership of proportionate interests in future principal and interest payments of Government Obligations, including depository receipts thereof, wherein (i) a bank or trust company acts as custodian and holds the underlying Government Obligations; (ii) the owner of the Government Certificate is a real party in interest with the right to proceed directly and individually against the obligor of the underlying Government Obligations; and (iii) the underlying Government Obligations are held in trust in a special account, segregated from the custodian’s general assets, and are not available to satisfy any claim of the custodian or any person claiming through the custodian, or any person to whom the custodian may be obligated.

Government Obligations. The term “Government Obligations” means direct obligations of the United States of America (including obligations issued or held in book-entry form on the books of the Department of the Treasury) or evidence of ownership in a portion thereof (which may consist of specified portions of interest thereon and obligations of the Resolution Trust Corporation which constitute interest strips) if held by a custodian on behalf of the Trustee or obligations the principal of and interest on which are unconditionally guaranteed by the United States of America.

Integrated Software. The term “Integrated Software” means one or more programs for directing the operation of a computer or processing electronic data, which program or programs are integrally related to, and necessary to the functioning of, an item of Equipment and transferable only as a part of such item of Equipment without license or consent.

Lease Supplement. The term “Lease Supplement” means a supplement to the Lease, and includes an equipment schedule, a Base Rental payment schedule and a certificate of approval.

Net Proceeds. The term “Net Proceeds” means the amount remaining from the gross proceeds of any insurance claim or condemnation award made in connection with the Equipment, after deducting all expenses (including attorneys’ fees) incurred in the collection of such claim or award.

Owner. The term “Owner” means any person who shall be the registered owner of any outstanding Bond as shown on the registration books required to be kept by the Trustee.

Payment Date. The term “Payment Date” means each April 1 and October 1.

Permitted Investments. The term “Permitted Investments means any of the following:

- (1) United States Treasury notes, bonds, bills, or certificates of indebtedness, or obligations for which the full faith and credit of the United States of American are pledged for the payment of principal and interest;
- (2) Obligations issued by federal land banks, federal intermediate credit banks, federal home loan banks, the Federal Home Loan Bank Board or obligations, participations or other instruments of or issued by, or fully guaranteed as to interest and principal by, the Federal National Mortgage Association, or guaranteed portions of Small Business Administration notes, or obligations, participations or other instruments of or issued by a federal agency of a United States of America government-sponsored enterprise, so long as such obligations are fully guaranteed as to interest and principal by the United States of America;
- (3) Demand or time deposits or negotiable certificates of deposit issued by (a) the Trustee or any paying agent, or (b) any bank, organized under the laws of the any state of the United States of America or any national banking association; or savings and loan association provided that such certificates of deposit shall be (i) continuously and fully insured by the Federal Deposit

Insurance Corporation, (ii) issued by any bank, trust company or savings and loan association organized under the laws of any state of the United States, or any national banking association, having a combined capital and surplus of at least \$50,000,000, so long as the deposits to which such deposits or certificates of deposit relate (A) do not exceed at any one time in the aggregate 10% of the total of the capital and surplus or shareholders' equity, as the case may be, of such bank or trust company or savings and loan association or national banking association, and (B) are continuously and fully secured by such securities as are described in clauses (1) or (2) above, which securities shall have a market value (exclusive of accrued interest) at all times at least equal to 110% of the principal amount of such deposits or certificates of deposit (marked to market at least weekly) and whose short-term obligations are rated in the highest rating category by each rating agency maintaining a rating on the Bonds;

(4) Any repurchase agreement with any bank or trust company organized under the laws of any state of the United States (including the Trustee) or any national banking association or government bond dealer reporting to, trading with and recognized as a primary dealer by, the Federal Reserve Bank of New York, which agreement is entered into with an institution whose debt is rated in one of the two highest rating categories by each rating agency that maintains a rating on the Bonds;

(5) Commercial paper, or corporate bonds or notes rated in the highest rating category by each rating agency that maintains a rating on the Bonds;

(6) Other unsubordinated securities or obligations issued or guaranteed (including a guarantee in the form of a bank standby letter of credit) by any domestic corporation (including a bank or trust or insurance company) rated in one of the two highest rating categories (without regard to rating subcategories) by each rating agency that maintains a rating on the Bonds;

(7) Interest-bearing certificates of deposit in a national or state bank or a trust company (which may be the Trustee) which has a combined capital and surplus aggregating not less than \$100,000,000 and which has outstanding, at the time of investment, short-term obligations rated in the highest rating category (without regard to rating subcategories) by each rating agency that maintains a rating on the Bonds;

(8) Bankers' acceptances, Eurodollar deposits of banks or trust companies, including the Trustee, organized under the laws of the United States or Canada or any state or province thereof, or domestic branches of foreign banks, having a capital and surplus of \$50,000,000 or more and which has outstanding, at the time of investment, short-term obligations rated in the highest rating category (without regard to rating subcategories) by each rating agency that maintains a rating on the Bonds;

(9) Bonds or other securities issued by any state, territory, commonwealth, or the District of Columbia or any political subdivision thereof which have been defeased and re-rated in the highest rating category by each rating agency that maintains a rating on the Bonds;

(10) Bonds or other securities issued by any state, territory, commonwealth, or the District of Columbia or any political subdivision thereof which are rated in one of the two highest rating categories by each rating agency that maintains a rating on the Bonds; and

(11) Money market funds rated AAm or better by Standard & Poor's Corporation.

Provided that with respect to amounts in the Acquisition Fund and the Costs of Issuance Fund and with respect to amounts in all funds and accounts established under the Indenture on and after the date on

which no Series 1997A Bonds remain outstanding, the definition of “Permitted Investments” means any of the following, if and to the extent permitted by law and by any policy guidelines promulgated by the Corporation:

- (a) Government Obligations or Government Certificates.
- (b) Bonds, debentures, notes or other evidence of indebtedness issued or guaranteed by any of the following federal agencies and provided such obligations are backed by the full faith and credit of the United States of America (stripped securities are only permitted if they have been stripped by the agency itself): (i) Farmers Home Administration (FmHA) - Certificates of beneficial ownership; (ii) Federal Housing Administration Debentures (FHA); (iii) General Services Administration - Participation certificates; (iv) Government National Mortgage Association (GNMA or “Ginnie Mae”) - GNMA guaranteed mortgage backed bonds, GNMA guaranteed pass through obligations (participation certificates); (v) U.S. Maritime Administration - Guaranteed Title XI financing; (vi) U.S. Department of Housing and Urban Development (HUD) - Project notes and local authority bonds; and (vii) any other agency or instrumentality of the United States of America.
- (c) Bonds, debentures, notes or other evidence of indebtedness issued or guaranteed by any of the following non-full faith and credit U.S. government agencies (stripped securities are only permitted if they have been stripped by the agency itself): (i) Federal Home Loan Bank System - Senior debt obligations (consolidated debt obligations); (ii) Federal Home Loan Mortgage Corporation (FHLMC or “Freddie Mac”) - Participation certificates (mortgage-backed securities) and senior debt obligations; (iii) Federal National Mortgage Association (FNMA or “Fannie Mae”) - Mortgage-backed securities and senior debt obligations (excluding stripped mortgage securities which are valued greater than par on the portion of the unpaid principal); (iv) Student Loan Marketing Association (SLMA or Sallie Mae”) - Senior debt obligations; (v) Resolution Funding Corp. (REFCORP) - Only the interest component of REFCORP strips which have been stripped by request to the Federal Reserve Bank of New York in book entry form; (vi) Federal Farm Credit System - Consolidated systemwide bonds and notes; and (vii) any other agency or instrumentality of the United States of America.
- (d) Money market funds registered under the Federal Investment Company Act of 1940, whose shares are registered under the Securities Act of 1933, and having a rating by S&P of AAAM-G or AAAM and by Moody’s of Aaa.
- (e) Certificates of deposit issued by a state or national bank or a state or federal savings and loan, provided that such certificates of deposit shall be either (i) continuously and fully insured by the FDIC, or (ii) have a maturity of not greater than 365 days and have the highest short-term letter and numerical ratings of Moody’s and S&P.
- (f) Savings accounts or money market deposits that are fully insured by the FDIC.
- (g) Investment agreements, including guaranteed investment contracts, provided either (i) the long-term unsecured debt or claims ability of the issuer or guarantor thereof is rated in the highest rating category by Moody’s and S&P, or (ii) such agreement is fully collateralized by Government Obligations or Government Certificates.
- (h) Commercial paper of “prime” quality rated in the highest rating category by Moody’s and S&P, which commercial paper is limited to issuing corporations that are organized and operating within the United States.



- (i) Bonds or notes issued by any state or municipality that are rated by Moody's and S&P in one of the two highest long-term rating categories assigned by such agencies.
- (j) Federal funds or banker's acceptances which are eligible for purchases by members of the Federal Reserve System, drawn on any bank the short-term obligations of which are rated in the highest rating category by Moody's and S&P, provided that the maturity cannot exceed 270 days.
- (k) Repurchase agreements with maturities of either (a) 30 days or less, or (b) less than one year provided that the collateral is marked-to-market daily, entered into with financial institutions such as banks or trust companies organized under state or federal law, insurance companies, or government bond dealers reporting to, or trading with, and recognized as a primary dealer by, the Federal Reserve Bank of New York and a member of SPIC, or with a dealer or parent holding company that is rated A or better by Moody's and S&P. The repurchase agreement must be in respect of Government Obligations or Government Certificates or obligations described in paragraph (b) herein, which, exclusive of accrued interest, shall be maintained at least 100% of par. In addition, repurchase agreements shall meet the following criteria: (i) the third party (who shall not be the provider of the collateral) has possession of the repurchase securities and the Government Obligations or Government Certificates; (ii) failure to maintain the requisite collateral levels shall require liquidation and (iii) the third party having possession of the securities has a perfected, first priority security interest in the securities.
- (l) Any other debt or fixed income security specified by the City (except securities of the City and any agency, department, commission or instrumentality thereof) and rated in the highest rating category by Moody's and S&P, including "pre-funded" municipal obligations.

Project. The term "Project" means the acquisition and installation of all items of Equipment to be financed with the proceeds of a particular series of Bonds.

Project Costs. The term "Project Costs" means all costs of payment of, or reimbursement for, the acquisition, installation, if applicable, and financing of the Equipment and any item functionally related to the Equipment, and any license necessary or convenient in connection with the use of the Equipment, including but not limited to, architect, engineering and installation management costs, administrative costs and capital expenditures relating to installation and financing payments, sales tax on the Equipment, costs of accounting, feasibility, environmental and other reports, insurance costs, inspection costs, permit fees, prepaid maintenance, licensor or software fees, including prepaid technical support costs, filing and recording costs, printing costs, reproduction and binding costs, fees and charges of the Trustee, escrow fees, legal fees and charges, costs of rating agencies or credit ratings, Credit Facility fees and financial and other professional consultant fees.

Rental Payments. The term "Rental Payments" means collectively the Base Rental payments and the Additional Rental payments.

Reserve Requirement. The term "Reserve Requirement" means the amount described under "SECURITY AND SOURCES OF PAYMENT FOR THE BONDS – Reserve Fund" in the forepart of this Official Statement.

Tax Certificate. The term "Tax Certificate" means a certificate relating to Section 148(f) of the Code, executed by the City on the date of delivery of a series of Bonds, as originally delivered and as it may be amended or supplemented from time to time.

Working Capital Requirement. The term “Working Capital Requirement” means such amount, if any, as may be specified in a Supplemental Indenture with respect to a Series of Bonds. There is no such requirement for the Series 2004A Bonds.

Written Request of the Corporation. The term “Written Request of the Corporation” means an instrument in writing signed by an Authorized Officer of the Corporation.

## ***THE INDENTURE***

### **Pledge of Base Rental Payments; Assignment of Lease**

Subject only to the provisions of the Indenture permitting the application thereof for or to the purposes and on the terms and conditions set forth therein, all of the Base Rental payments received by the Trustee, all of the proceeds of the Bonds and any other amounts held in any fund or account (except the Rebate Fund) established under the Indenture and all of the right, title and interest of the Corporation in the Lease and in the Equipment are pledged to secure the payment of the principal of and interest on the Bonds in accordance with their terms and the provisions of the Indenture. Said pledge constitutes a lien on and security interest in such assets.

Under the Indenture, the Corporation sells, transfers in trust, grants a security interest in and assigns to the Trustee, for the benefit of the bondholders, all of the Base Rental payments and other moneys pledged as described in the preceding paragraph, all rents, profits and products from the Equipment to which the Corporation has any right or claim whatsoever, and all right, title and interest in and to the Lease including, without limitation, the right to take all actions and give all consents under the Lease and all rights of the Corporation as lessor under the Lease necessary to enforce payment of such Base Rental payments when due or, otherwise to protect the interests of the owners of the Bonds; provided that the Corporation retains certain rights to indemnification and the payment of its costs and expenses under the Lease. The Trustee is entitled to collect and receive all of the Base Rental payments, and any Base Rental payments collected or received by the Corporation, are deemed pursuant to the Indenture to be held, and to have been collected or received, by the Corporation as the agent of the Trustee and are required by the Indenture forthwith to be paid by the Corporation to the Trustee. The Trustee is also required to take all steps, actions and proceedings reasonably necessary in its judgment to preserve and protect the priority of its security interest in the Lease and the Equipment.

### **No Liability of Corporation, City and Trustee to the Owners**

Except as expressly provided in the Indenture, the Corporation has no obligation or liability to the Owners with respect to the payment when due of the Rental Payments by the City, or with respect to the performance by the City or the Trustee, as the case may be, of the other agreements and covenants contained in the Lease or in the Indenture that are required to be performed by the City or the Trustee, respectively.

Except for the payment when due of the Rental Payments and the performance of the other agreements and covenants contained in the Lease and the Indenture, the City has no obligation or liability to the Owners with respect to the Indenture or the preparation, execution, delivery or transfer of the Bonds or the disbursement of the Base Rental payments by the Trustee to the Owners, or with respect to the performance by the Trustee of any right or obligation required by the Indenture to be performed by the Trustee.

Except as expressly provided in the Indenture, the Trustee has no obligation or liability to the Owners with respect to the payment when due of the Base Rental payments by the City, or with

respect to the performance by the City of the other agreements and covenants contained in the Lease or in the Indenture that are required to be performed by the City.

### **Creation and Application of Funds and Accounts**

The Indenture establishes the following funds and accounts for the Bonds and, particularly, the Series 2004A Bonds:

*Acquisition Fund*

Series 2004A Project Account

*Costs of Issuance Fund*

Series 2004A Costs of Issuance Account

*Rebate Fund*

Series 2004A Rebate Account

*Base Rental Payment Fund*

Series 2004A Account

*Reserve Fund*

Series 2004A Reserve Account

*Surplus Fund*

*Working Capital Fund*

*Redemption Fund*

***Acquisition Fund.*** All moneys in the Acquisition Fund are required by the Indenture to be applied by the Trustee to the payment of any Project Costs (or for making reimbursements to the Corporation, the City or any other person for such costs). For each Series of Bonds, the Trustee will establish a Project Account within the Acquisition Fund. Amounts in each such Project Account may be distributed by the Trustee only to pay costs related to the Project financed by such Series of Bonds or to redeem such Series of Bonds. Upon receipt by the Trustee of a Certificate of Completion for the Project financed by a Series of Bonds, all amounts remaining in the Project Account for such Series of Bonds, are required to be transferred by the Trustee to the Rebate Fund or to the Redemption Fund to be applied to the redemption of that Series of Bonds.

***Costs of Issuance Fund.*** For each Series of Bonds, the Trustee is required to establish a Costs of Issuance Account within the Costs of Issuance Fund. Moneys in each such Costs of Issuance Account may be disbursed as is necessary to pay Costs of Issuance for the related Series of Bonds. Upon the written request of the City, the Trustee shall transfer any amount then remaining in the related Costs of Issuance Account to the Project Account established for such Series of Bonds.

***Rebate Fund.*** There shall be deposited in the Rebate Fund from funds of the City or the Corporation such amounts as are required to be deposited therein pursuant to the Tax Certificate. All moneys at any time deposited in the Rebate Fund or any subaccount therein will be held by the Trustee in trust, to the extent required to satisfy the Rebate Requirement (as defined in the Tax Certificate), for payment to the United States of America. Amounts required to be deposited into or on deposit in the Rebate Fund are not pledged to the payment of the Bonds under the Indenture.

***Base Rental Payment Fund.***

Notwithstanding any other provision of the Indenture, with respect to the Series 2004A Bonds there is established, and with respect to any subsequent Series of Bonds there may be established, a Series Account (including subaccounts therein) within the Base Rental Payment Fund in lieu of the series subaccounts within the Interest Fund and the Principal Fund prescribed by the Indenture. In such event,

references to series subaccounts within the Interest Fund or the Principal Fund shall be references to such Series Account or the subaccounts established in the Base Rental Payment Fund, as the case may be.

Interest Fund. The Indenture requires the Trustee to deposit from Base Rental payments made by the City in each Interest Account created therein for each Series of Bonds, on each Payment Date, that amount, if any, needed to bring the amounts in such Accounts to the aggregate amount of interest coming due on each Series of Bonds on such Payment Date. Moneys in the Interest Fund are required to be used and withdrawn by the Trustee solely for the purpose of paying the interest on the Bonds when due and payable.

Principal Fund. The Indenture requires the Trustee to deposit from Base Rental payments made by the City in each Principal Account created therein for each Series of Bonds, on each Payment Date, that amount, if any, needed to bring the amounts of such Accounts to the aggregate amount of principal coming due on each Series of Bonds on such Payment Date. Moneys in the Principal Fund are required to be used and withdrawn by the Trustee solely for the purpose of paying the principal of the Bonds when due and payable.

Reserve Fund. Upon the issuance of any Series of Bonds, the Trustee is required to cause to be deposited in the separate Reserve Account established within the Reserve Fund for such Series of Bonds an amount equal to the initial Reserve Requirement for such Series of Bonds. Such amount may be derived from the proceeds of such Series of Bonds, other funds of the City or the Corporation or a Credit Facility. After making any required deposits to the Interest Fund and the Principal Fund, the Trustee is required to deposit from Base Rental Payments made by the City in each Reserve Account, on each April 1 and October 1, the amount (if any) needed to bring the amount on deposit in each Reserve Account to the then applicable Reserve Requirement for such Reserve Account. In the event amounts in the Base Rental Payment Fund are insufficient to make the deposits described in the preceding sentence, the Trustee will make such deposits from Base Rental Payments made by the City on a pro rata basis to each Reserve Account on the basis of the applicable Reserve Requirement. Amounts on deposit in each Reserve Account may be withdrawn by the Trustee solely for deposit in the corresponding Interest Account and Principal Account in the event that the amounts therein are insufficient for the purposes of paying interest and principal on the corresponding Series of Bonds. Any amounts on deposit in a Reserve Account in excess of the Reserve Requirement for such Reserve Account are to be withdrawn by the Trustee and transferred to the Base Rental Payment Fund for deposit in the corresponding Interest Account and Principal Account.

Surplus Fund. After making the required deposits to the funds discussed in the preceding paragraphs, the Trustee is required to transfer, on or before the business day immediately succeeding each Payment Date, any remaining amounts in the Base Rental Payment Fund to the Surplus Fund. On the first business day after making each deposit in the Surplus Fund, the Trustee is to determine whether any moneys then in the Surplus Fund will be required for the payment of principal and interest on the Bonds and will hold any moneys required for such purposes. Moneys in the Surplus Fund not required for such purposes may be used (i) for the redemption of Bonds; (ii) for the purchase of Bonds at such prices (including brokerage and other charges, but excluding accrued interest which is payable from the Interest Fund) as the Corporation may deem advisable, but not to exceed the par value thereof, or in the case of Bonds which by their terms are subject to call and redemption, the highest redemption price (excluding accrued interest) or the then current redemption price (excluding accrued interest), whichever is lowest; or (iii) for transfer to the Working Capital Fund or the City. Moneys in the Surplus Fund are to be used and withdrawn by the Trustee solely for the foregoing purposes, subject, however, to any requirement for deposit to the Rebate Fund.

Working Capital Fund. All amounts received from the City as Additional Rental under the Lease and such other amounts as designated for deposit therein by a Supplemental Indenture will be

deposited by the Trustee in the Working Capital Fund. Upon the Written Request of the Corporation, the Trustee will disburse amounts in the Working Capital Fund for the payment of taxes and assessments and any administrative cost of the Corporation or charges required to be paid by the Corporation in order to maintain its existence or to comply with the terms of the Bonds or of the Indenture. Subject to any requirement for deposit to the Rebate Fund, moneys in the Working Capital Fund are to be used and withdrawn by the Trustee for the foregoing purposes; provided, however, that amounts in the Working Capital Fund may also be withdrawn or applied to the payment of principal of or interest on the Bonds, on any Payment Date on which the Trustee receives a Written Request of the City and the Corporation to the effect that as of the date of such request, the amounts to be transferred or withdrawn are no longer necessary to be retained in the Working Capital Fund for the purposes for which it was established.

Redemption Fund. On the date specified in the Written Request of the Corporation filed with the Trustee at the time any prepaid Base Rental payment is paid by the City to the Trustee pursuant to the Lease, the Trustee is required to deposit in the Redemption Fund that amount of moneys representing the portion of the Base Rental payments designated as prepaid Base Rental payments. Moneys in the Redemption Fund are to be used and withdrawn by the Trustee solely for the purpose of paying the principal of, and the interest on and premium, if any, on the Bonds to be redeemed.

### **Certain Covenants**

Under the Indenture, the Corporation covenants faithfully to comply with, keep, observe, and perform all valid and lawful obligations or regulations now or hereafter imposed on it by contract or prescribed by any law of the United States of America or the State of California or by any officer, board or commission having jurisdiction or control, as a condition of the continued enjoyment of each and every franchise, right or privilege now owned or hereafter acquired by it, including its right to exist and carry on its respective businesses, to the end that such franchises, rights and privileges shall be maintained and preserved and shall not become abandoned, forfeited or in any manner impaired.

The Corporation also agrees to keep the Equipment and all parts thereof free from judgments and material men's and mechanics' liens and free from all claims, demands, encumbrances and other liens of whatever nature or character, and free from any claim or liability which, in the judgment of the Trustee, might hamper the City in conducting its business or utilizing the Equipment, and the Trustee at its option (after first giving the Corporation ten days' written notice to comply therewith and failure of the Corporation to comply within such ten-day period) may defend against any and all actions or proceedings in which the validity of the Indenture is or might be questioned, or may pay or compromise any claim or demand asserted in any such action or proceedings; provided however, that, in defending against any such actions or proceedings or in paying or compromising any such claims or demands, the Trustee will not be deemed to have waived or released the Corporation from liability for or on account of any of its agreements and covenants contained in the Indenture or from its liability under the Indenture to defend the validity thereof and to perform such agreements and covenants.

The Corporation agrees so long as any Bonds are outstanding not to create any pledge of or lien on a Base Rental payment other than the pledge and lien of the Indenture. The Corporation further agrees promptly upon request of the Trustee to take such action from time to time as may be necessary or proper to remedy or cure any cloud upon or defect in the title to the Equipment or any part thereof and to prosecute all actions, suits or other proceedings as may be appropriate for such purpose.

The Indenture requires the Trustee to keep proper records in which complete and correct entries are to be made of all transactions relating to the receipt, deposit and disbursement of the Rental Payments, and such records will be available for inspection by the Corporation, the City or any Owner or agent thereof duly authorized in writing at reasonable hours and under reasonable conditions. Not later than the last day of each month, and continuing so long as any Bonds are outstanding, the Trustee will

furnish to the Corporation, the City and any Owner who may so request a complete statement covering the receipts, deposits and disbursements of the Rental Payments for the preceding calendar month.

### **Acquisition of Software**

The Indenture provides that the Trustee may not disburse funds from the Acquisition Fund for the acquisition of Integrated Software with respect to a Project financed by a Series of Bonds unless the Trustee receives a written certificate from an authorized officer of the vendor of such Integrated Software substantially in the form attached to the Indenture.

The Indenture also provides that the Trustee may not disburse funds from the Acquisition Fund for the acquisition of software (that does not constitute Integrated Software) with respect to a Project financed with a Series of Bonds, unless the Trustee receives a written certificate from an Authorized Officer of the City to the effect that: (i) the cost of the software is not greater than 75% of the total cost of the associated Computer System; (ii) the cost of all software that is part of a Project financed with such Series of Bonds is not greater than 20% of the total cost of such Project; and (iii) the useful life of the software is at least as long as the term of the Lease Supplement with respect to the associated Computer System.

With respect to any future Series of Bonds, the provisions of the Indenture concerning the acquisition of software and of Integrated Software and the rights and obligations of the Corporation and the Owners and the Trustee thereunder may be amended or supplemented by an amendment thereof or supplement thereto, which shall become binding upon execution without the written consents of the Owners, but only to the extent permitted by law.

### **Events of Default and Remedies**

An Event of Default (as defined under “THE LEASE—Defaults and Remedies” herein) with respect to any Series of Bonds will not be deemed an Event of Default with respect to any other Series of Bonds, and the rights, remedies and obligations of the Owners and the Trustee under the Indenture resulting from any Event of Default will only pertain to the Series of Bonds with respect to which such Event of Default occurred.

Each Event of Default under the Lease is an “event of default” under the Indenture. See “THE LEASE—Defaults and Remedies” herein. During the continuance of an Event of Default, the Trustee or the Owners of not less than a majority in aggregate principal amount of Bonds at the time outstanding are entitled upon notice in writing to the City and the Corporation to exercise the remedies provided to the Corporation in the Lease and to take whatever action at law or in equity may appear necessary to protect and enforce any of the rights vested in the Trustee or in the Owners by the Indenture or by the Bonds. However, under the Indenture the Trustee does not have the remedy to terminate the Lease with respect to any computer software component of the Equipment that does not constitute Integrated Software or the remedy to retake possession of any such software.

***Application of Amounts After Default.*** All payments received by the Trustee with respect to the rental of the Equipment after an Event of Default and all damages or other payments received by the Trustee for the enforcement of any rights and powers of the Trustee under the Lease or under the Indenture are required to be deposited into the Base Rental Payment Fund and as soon as practicable thereafter applied to the payment of:

- (i) all amounts due the Trustee as compensation or reimbursement for advances and expenditures;

(ii) to the Owners entitled thereto their proportionate interest in the interest on the Bonds in the order of the maturity of such interest and, if the amount available is not sufficient to pay such amount, then to the payment ratably, according to the amount due to the persons entitled thereto, without any discrimination or privilege;

(iii) to the Owners entitled thereto, the proportionate interest in the unpaid principal of the Bonds which shall have become due and, if the amount available shall not be sufficient to pay the principal in full, then to the payment ratably, according to the amount of principal due, to the persons entitled thereto without any discrimination or privilege; and

(iv) as the same shall become due to the Owners entitled thereto the principal of and interest on the Bonds which may thereafter become due either as scheduled or upon redemption pursuant to the Indenture or to the Lease and, if the amount available is not sufficient to pay in full the principal due on any particular date, payment is to be made ratably according to the amount of principal due on such date to the Owners entitled thereto without any discrimination or privilege.

***Limitation on Suits.*** No Owner has any right to institute any proceedings with respect to the Indenture or for the appointment of a receiver or trustee or for any other remedy under the Indenture unless such Owner has previously given written notice to the Trustee of a continuing Event of Default; the Owners of not less than 25 percent in principal amount of the outstanding Bonds shall have made written requests to the Trustee to institute proceedings in respect of such Event of Default in its own name as Trustee; such Owner or Owners have afforded to the Trustee indemnity reasonably satisfactory to it; the Trustee for 60 days after its receipt of such notice, request and offer of indemnity has failed to institute any such proceeding; and no direction inconsistent with such written request has been given to the Trustee during such 60 day period by the Owners of a majority in principal amount of the outstanding Bonds.

***No Waiver.*** A waiver of any default or breach of duty or contract by the Trustee will not affect any subsequent default or breach of duty or contract or impair any rights or remedies upon any such subsequent default or breach of duty or contract. No delay or omission by the Trustee to exercise any right or remedy accruing upon any default or breach will impair any such right or remedy or be construed to be a waiver of any such default or breach or an acquiescence therein, and every right or remedy conferred upon the Trustee by law or by the Indenture may be enforced and exercised from time to time and as often as may be deemed expedient by the Trustee.

### **Amendments to Indenture**

The Indenture may be amended or supplemented at any time without the consent of any Owners for one or more of the following purposes:

(i) to add to the agreements, conditions, covenants and terms required by the Corporation to be observed or performed or to surrender any right or power reserved in the Indenture or conferred on the Corporation, which in either case will not materially adversely affect the interests of the Owners; or

(ii) to make such provisions for the purpose of curing any ambiguity or of correcting, curing or supplementing any defective provision contained in the Indenture or in regard to questions arising under the Indenture which the Corporation may deem desirable or necessary or not inconsistent with the Indenture and which will not materially adversely affect the interests of the Owners;

(iii) to amend the provisions concerning the acquisition of computer software components, including Integrated Software, with respect to any future Series of Bonds; or

(iv) to provide for the issuance of a Series of Bonds.

The Indenture may be amended or supplemented at any time upon the written consent of the Owners of a majority in aggregate principal amount of the Bonds then outstanding; provided, however, that no such amendment or supplement may (i) extend the maturity of any Bond or reduce the rate of interest thereon or extend the time of payment of such interest or reduce the amount of principal thereof without the prior written consent of the Owner of the Bond so affected, or (ii) reduce the percentage of Owners whose consent is required for the execution of any amendment of or supplement to the Indenture, or (iii) modify any of the rights or obligations of the Trustee without its prior written consent thereto, or (iv) amend the provisions of the Indenture relating to amendments or supplements to the Indenture, without the prior written consent of the Owners of all Bonds then outstanding.

### **Defeasance**

If the Owners of all outstanding Bonds of any Series of Bonds are paid the interest thereon and principal thereof at the times and in the manner stipulated in the Indenture and in the Bonds, then such Owners will cease to be entitled to the benefit of the Indenture and all agreements of the Corporation and the Trustee to such Owners under the Indenture will thereupon cease, terminate and become void and will be discharged and satisfied. Any outstanding Bonds will be deemed to have been paid if there is on deposit with the Trustee moneys or securities described in clauses (1) and (2) of the definition of the term "Permitted Investments" in an amount sufficient (together with the increment, earnings and interest thereon) to pay the principal of and premium, if any, and interest on such Bonds payable at maturity or on prior redemption.

### **The Trustee**

The Corporation, provided that no Event of Default has occurred and is then continuing, or the Owners of a majority in aggregate principal amount of Bonds at the time outstanding, may remove the original Trustee and any successor thereto and may appoint a successor Trustee, but any such successor Trustee must be bank or trust company doing business and having a principal corporate trust office in California, having a combined capital (exclusive of borrowed capital) and surplus of at least \$50,000,000 and subject to supervision or examination by federal or state authorities. The Trustee may at any time resign by giving written notice to the Corporation, the City and the Owners. Upon receiving notice of resignation of the Trustee, the Corporation is required promptly to appoint a successor Trustee. Any resignation of any Trustee and appointment of a successor Trustee will become effective only upon acceptance of the appointment by the successor Trustee.

## ***THE LEASE***

### **Term of Lease**

Under the Lease, the Corporation leases to the City and the City hires from the Corporation the Equipment to have and to hold for the term of the Lease. The Corporation covenants to provide the City during the term of the Lease with quiet use and possession of the Equipment, and the Corporation subject to the provisions of the Lease has the right at all reasonable times to enter into and upon the property of the City for the purposes of the Lease or for any other lawful purpose.

The term of the Lease commenced on the date of initial execution and delivery thereof and ends on the last date on which a Rental Payment is payable thereunder, unless sooner terminated in



accordance with the Lease. The Lease terminates as to all of the Equipment comprising any Project upon the earlier of the following: (i) the payment by the City of all Rental Payments and any other amounts required to be paid by the City with respect to such Project under the Lease; or (ii) the discharge of the City's obligation with respect to such Project under the Lease. In addition, if no Event of Default has occurred and is continuing, the term of the Lease will terminate as to any item of Equipment as of the earlier of the following: (i) the September 30 that next succeeds the date on which the number of years shown as the useful life of such item of Equipment in the Lease has elapsed since the date the City took possession thereof under the Lease, or (ii) the discharge of the City's obligation with respect to such item of Equipment under the Lease. The Lease terminates as to all of the Equipment upon the occurrence of an Event of Default under the Lease and the Corporation's election to terminate the Lease.

### **Maintenance of Equipment**

Under the Lease the City agrees that at all times during the term of the Lease, it will at its own cost and expense, maintain, preserve and keep the Equipment in good repair, working order and condition and will from time to time make or cause to be made all necessary and proper repairs.

### **Insurance**

Under the Lease, the City is required to carry and maintain the following types of insurance with respect to the Equipment during the term of the Lease:

(i) insurance against rental interruption or loss of use and possession of the Equipment in an amount not less than the total Base Rental payments payable by the City with respect to the Equipment for a period of at least twelve months;

(ii) insurance against fire, lightning and extended coverage, theft, vandalism and malicious mischief and flood insurance on the Equipment in an amount equal to the lesser of the full replacement value of the Equipment or the aggregate principal amount of the Bonds outstanding (subject to certain deductibles);

(iii) workers' compensation insurance covering the City's employees working, in, near or about the Equipment, in the same amount and type as other workers' compensation maintained by the City for similar employees doing similar work;

(iv) standard comprehensive general liability insurance or the equivalent covering direct or contingent loss or liability for damages for personal injury, death or property damage occasioned by reason of the possession, operation or use of the Equipment, with minimum liability limits of \$1,000,000 for personal injury or death of each person and \$2,000,000 for personal injury or death of two or more persons in each event, and in a minimum amount of \$200,000 (subject to a deductible not to exceed \$5,000) for property damage; and

(v) standard automobile liability insurance covering direct or contingent loss or liability for damages for injury, death or property damage occasioned by reason of the possession, operation or use of the Equipment, with minimum liability limits and maximum deductibles as described in (iv) above.

The City is not required to obtain the coverages described in clauses (i), (ii) or (v) above for any item of equipment until the date the Equipment is acquired under the Lease. The coverages described in clauses (iv) and (v) above may each be in the form of a \$2,000,000 single limit policy covering all such risks and may be maintained as part of or in conjunction with any other liability insurance carried by the City. The Lease permits the City to provide a self-insurance method or plan of

protection in lieu of any of the insurance described in clauses (iii) through (v) above, but only if the City obtains and provides the Trustee and the Corporation with a certificate of the Risk Manager of the City to the effect that such method or plan (and the amount contained in the related self-insurance fund) is reasonably sufficient to provide coverage in the same scope and amount. The City must obtain a new certificate of the Risk Manager for each twelve-month period. Amounts paid from any self-insurance method or plan are deemed insurance proceeds for purposes of the Lease and the Indenture. Net Proceeds of the insurance described in clause (i) are required to be applied to the payment of Rental Payments and Net Proceeds of insurance described in clause (ii) are required to be applied as described below under “– Damage, Destruction and Condemnation.”

### **Governmental Charges and Utility Charges**

The Corporation and the City expect that the Equipment will be used for governmental purposes of the City and therefore that the Equipment will be exempt from all taxes presently assessed and levied with respect to real and personal property. In the event that the use, possession or acquisition by the City or the Corporation of the Equipment is determined to be subject to taxation in any form, except for income or franchise taxes of the Corporation, the City agrees to pay during the term of the Lease all taxes and governmental charges of any kind that may at any time be lawfully assessed or levied with respect to the Equipment and substitutions, modifications, improvements or additions thereto, as well as utility charges incurred in the operation, maintenance, use and upkeep of the Equipment.

### **Damage, Destruction and Condemnation**

During the term of the Lease, if the Equipment or any portion thereof is damaged, destroyed, stolen or otherwise unlawfully removed from the possession of the City, the City and the Corporation agree to cause the Net Proceeds of any insurance claim to be applied to the prompt repair, restoration or replacement of the damaged, destroyed or stolen equipment. Any balance of the Net Proceeds after such work has been completed will be paid to the City. Alternatively, the City with the written consent of the Corporation, may elect to cause the Net Proceeds of insurance to be used for the redemption of outstanding Bonds issued to finance the damaged, destroyed or stolen Equipment; provided that the Net Proceeds together with any other moneys then available therefor are at least sufficient to prepay that portion of the Base Rental attributable to the destroyed, damaged or stolen Equipment.

If any Project, or any portion of any Project as to render the remainder unusable for the purposes for which it was used or intended to be used, shall be taken under the power of eminent domain, the Lease will terminate with respect to such Project. The Lease requires the City to take or cause to be taken such action as is reasonably necessary to obtain compensation at least equal to the value of the Equipment or portion thereof taken by eminent domain, and all condemnation proceeds are to be transferred to the Redemption Fund and applied to the redemption of the Series of Bonds issued to finance such Project. If part of any Project shall be taken under the power of eminent domain and the remainder is usable for the purposes for which it was used at the time of such taking, then the Lease will continue in full force and effect with respect to the remainder, and there will be a partial abatement of the Base Rental in an amount equal to the proportion which the value of that portion of the Project taken bears to the fair rental value of the whole of the Project. The fair rental value of any Project after such a taking will be equal to the Base Rental payments due under the Lease reduced by the application of all or any part of any award in eminent domain that is used to redeem outstanding Bonds pursuant to the Indenture.

### **Defaults and Remedies**

Notwithstanding any other provision of the Lease, with respect to any Project financed with a Series of Bonds: (1) the provisions of the Lease with respect to such Project will be deemed to be a

separate lease of such Project; (2) any Event of Default under the Lease with respect to a Project will only affect such Project; and (3) any remedy exercised under the Lease with respect to an Event of Default will be limited to the Project with respect to which the Event of Default occurred.

Each of the following is an “Event of Default” under the Lease:

- (1) the City shall fail to pay any Rental Payment when the same becomes due and payable;
- (2) the City shall fail to keep, observe or perform any other term, covenant or condition contained in the Lease and such failure shall have continued for 30 days or more;
- (3) the City’s interest in the Lease or any part thereof is assigned or transferred without the written consent of the Corporation;
- (4) the occurrence and continuance of certain bankruptcy or insolvency proceedings or the appointment of a receiver for the City, or of all or substantially all of its assets; or
- (5) the City shall abandon or vacate any part of the Equipment under the Lease.

Upon the occurrence of an Event of Default, the Trustee may exercise any and all remedies available pursuant to law or granted pursuant to the Lease. In addition, the Trustee may terminate the Lease and retake possession of the Equipment, except with respect to any computer software components of the Equipment that does not constitute Integrated Software. No termination of the Lease on account of default by the City will be effective unless and until the Trustee gives written notice to the City of the Trustee’s election to terminate the Lease. The Trustee may also collect each installment of Rental Payments as it becomes due and enforce any other term or provision of the Lease or exercise any and all rights to retake possession of the Equipment without terminating the Lease, although the Trustee may not retake possession of any computer software components of the Equipment that does not constitute Integrated Software. If the Trustee does not terminate the Lease, the City will remain liable and agrees in the Lease to keep or perform all covenants and conditions contained in the Lease to be kept or performed by the City and, if the Equipment is not relet, to pay the full amount of the rent to the end of the term of the Lease or, in the event the Equipment is re-let, to pay any deficiency in rental payments that results therefrom; and further agrees to pay the Rental Payments or deficiency notwithstanding the fact that the Trustee may have received in previous years or may receive thereafter Rental Payments in excess of the Rental Payments specified in the Lease and notwithstanding any retaking of possession of the Equipment by the Trustee.

### **Additional Projects**

The Lease permits the supplementation or amendment thereof to allow financing of additional Projects by the execution and delivery of a Lease Supplement. Each Lease Supplement must be approved by the City and the Corporation and no Lease Supplement will be effective unless the total amount of Bonds outstanding after the issuance of the Series of Bonds secured by the Base Rental payments to be made pursuant to such Lease Supplement does not exceed the maximum amount of indebtedness permitted to be outstanding at such time pursuant to the Charter of the City.

### **Triple Net Lease**

The Lease is a triple net lease and the City agrees under the Lease that each Rental Payment is to be an absolute net return to the Corporation, free and clear of any expenses, charges or set-offs whatsoever.

(THIS PAGE INTENTIONALLY LEFT BLANK)

## APPENDIX E

### FORM OF CONTINUING DISCLOSURE CERTIFICATE

#### CONTINUING DISCLOSURE CERTIFICATE

This Continuing Disclosure Certificate (the “Disclosure Certificate”) is executed and delivered by the CITY AND COUNTY OF SAN FRANCISCO (the “City”) in connection with the issuance by the City and County of San Francisco Finance Corporation (the “Issuer”) of \$ \_\_\_\_\_ City and County of San Francisco Finance Corporation Lease Revenue Bonds, Series 2004A (the “2004A Bonds”). The 2004A Bonds are being issued pursuant to an Indenture, dated as of January 1, 1991, as amended and restated as of October 15, 1998, and as supplemented as of June 1, 2004, between the Issuer and U.S. Bank National Association, as trustee (the “Trustee”) (as amended and supplemented the “Indenture”).

The City hereby covenants as follows:

SECTION 1. Purpose of the Disclosure Certificate. This Disclosure Certificate is being executed and delivered by the City for the benefit of the Holders and Beneficial Owners of the 2004A Bonds and in order to assist the Participating Underwriters in complying with Securities and Exchange Commission Rule 15c2-12(b)(5).

SECTION 2. Definitions. In addition to the definitions set forth in the Indenture, which apply to any capitalized term used in this Disclosure Certificate unless otherwise defined in this Section, the following capitalized terms shall have the following meanings:

“Annual Report” shall mean any Annual Report provided by the City pursuant to, and as described in, Sections 3 and 4 of this Disclosure Certificate.

“Beneficial Owner” shall mean any person which has the power, directly or indirectly, to vote or consent with respect to, or to dispose of ownership of, any 2004A Bonds (including persons holding 2004A Bonds through nominees, depositories or other intermediaries).

“Dissemination Agent” shall mean the City, acting in its capacity as Dissemination Agent hereunder, or any successor Dissemination Agent designated in writing by the City, which has filed with the City and the Issuer a written acceptance of such designation.

“Holder” or “Bondholder” shall mean the registered owner of any 2004A Bond.

“Listed Events” shall mean any of the events listed in Section 5(a) of this Disclosure Certificate.

“National Repository” shall mean any Nationally Recognized Municipal Securities Information Repository for purposes of the Rule. The National Repositories currently approved by the Securities and Exchange Commission are set forth at <http://www.sec.gov/info/municipal/nrmsir.htm>.

“Participating Underwriter” shall mean any of the original purchasers of the 2004A Bonds required to comply with the Rule in connection with offering of the 2004A Bonds.

“Repository” shall mean each National Repository and the State Repository.

“Rule” shall mean Rule 15c2-12(b)(5) adopted by the Securities and Exchange Commission under the Securities Exchange Act of 1934, as the same may be amended from time to time.

“State” shall mean the State of California.

“State Repository” shall mean any public or private repository or entity designated by the State as the state repository for the purpose of the Rule and recognized as such by the Securities and Exchange Commission as listed at <http://www.sec.gov/info/municipal/nrmsir.htm>.

**SECTION 3. Provision of Annual Report.**

(a) The City shall, or shall cause the Dissemination Agent to, not later than 270 days after the end of the City’s fiscal year (presently June 30), commencing with the report for the 2003-04 fiscal year, provide to each Repository an Annual Report which is consistent with the requirements of Section 4 of this Disclosure Certificate.

The Annual Report may be submitted as a single document or as separate documents comprising a package, and may include by reference other information as provided in Section 4 of this Disclosure Certificate; provided that the audited financial statements of the City may be submitted separately from the balance of its Annual Report and later than the date required above for the filing of such Annual Report if they are not available by that date. If the City’s fiscal year changes, such party shall give notice of such change in the same manner as for a Listed Event under Section 5(c).

(b) Not later than fifteen (15) Business Days prior to the date specified in subsection (a) above for providing the Annual Report to Repositories, the City (if the Dissemination Agent is other than the City) shall provide the Annual Report to the Dissemination Agent. If by such date, the Dissemination Agent has not received a copy of the City’s Annual Report, the Dissemination Agent shall contact the City to determine if the City is in compliance with the first sentence of this subsection.

(c) If the Dissemination Agent is unable to verify that the Annual Report of the City is available to provide to Repositories by the date required in subsections (a) and (b) of this Section, the Dissemination Agent shall send a notice to the Municipal Securities Rulemaking Board and the State Repository, if any, in substantially the form attached as Exhibit A.

(d) The Dissemination Agent shall:

(i) determine each year prior to the date for providing the Annual Report the name and address of each National Repository and the State Repository, if any; and

(ii) if the Dissemination Agent is other than the City, file a report with the City certifying that the Annual Report has been provided pursuant to this Disclosure Certificate, stating the date it was provided and listing all the Repositories to which it was provided.

**SECTION 4. Content of Annual Report.** The City’s Annual Report shall contain or include by reference the following:

1. The audited financial statements of the City for the prior fiscal year, prepared in accordance with generally accepted accounting principles as promulgated to apply to governmental entities from time to time by the Governmental Accounting Standards Board. If the City’s audited financial statements are not available by the time the Annual Report is required to be filed pursuant to Section 3(a), the Annual Report shall contain unaudited financial statements in a format similar to the financial statements contained in the final Official Statement for the 2004A Bonds, and the audited financial statements shall be filed in the same manner as the Annual Report when they become available.

2. The amount of Bonds Outstanding under the Indenture, and the balance of the Reserve Fund.

3. The status of the acquisition of the Equipment, to be provided until completion of the Project financed with the 2004A Bonds.

4. Summaries of the following:

- a. budgeted general fund revenues and appropriations;
- b. assessed valuation of taxable property in the City; and
- c. ad valorem property tax levy and delinquency rate.

5. A schedule of the aggregate annual debt service on tax-supported indebtedness of the City and a summary of authorized, but unissued, tax-supported indebtedness of the City.

6. A schedule of lease payment obligations supported by the City's General Fund with respect to outstanding lease revenue bonds and certificates of participation.

Any or all of the items listed above may be included by specific reference to other documents, including official statements of debt issues of the Issuer or the City or related public entities, which have been submitted to each of the Repositories or the Securities and Exchange Commission. If the document included by reference is a final official statement, it must be available from the Municipal Securities Rulemaking Board. The City shall clearly identify each such other document so included by reference.

#### SECTION 5. Reporting of Significant Events.

(a) Pursuant to the provisions of this Section 5, the City shall give, or cause to be given, notice of the occurrence of any of the following events with respect to the 2004A Bonds, if material:

1. principal and interest payment delinquencies;
2. non-payment related defaults;
3. modifications to rights of Bondholders;
4. optional, contingent or unscheduled Bond calls;
5. defeasances;
6. rating changes;
7. adverse tax opinions or events adversely affecting the tax-exempt status of the 2004A Bonds;
8. unscheduled draws on the debt service reserves reflecting financial difficulties;
9. unscheduled draws on credit enhancements reflecting financial difficulties;
10. substitution of credit or liquidity providers, or their failure to perform;
11. release, substitution or sale of property securing repayment of the 2004A Bonds.

(b) Whenever the City obtains knowledge of the occurrence of a Listed Event, the City shall as soon as possible determine if such event would be material under applicable federal securities laws.

(c) If the City determines that knowledge of the occurrence of a Listed Event would be material under applicable federal securities laws, the City shall promptly file, or cause to have filed, a notice of such occurrence with each National Repository or the Municipal Securities Rulemaking Board and the State Repository. Notwithstanding the foregoing, notice of Listed Events described in subsections (a)(4) and (5) need not be given under this subsection any earlier than the notice (if any) of the underlying event is given to Holders of affected 2004A Bonds pursuant to the Indenture.

SECTION 6. Termination of Reporting Obligation. The City's obligations under this Disclosure Certificate shall terminate upon the legal defeasance, prior redemption or payment in full of all of the 2004A Bonds. If such termination occurs prior to the final maturity of the 2004A Bonds, the City shall give notice of such termination in the same manner as for a Listed Event under Section 5(c).

SECTION 7. Dissemination Agent. The City may, from time to time, with notice to the Issuer, appoint or engage a Dissemination Agent to assist it in carrying out its obligations under this Disclosure Certificate, and may discharge any such Dissemination Agent, with or without appointing a successor Dissemination Agent. The Dissemination Agent shall not be responsible in any manner for the content of any notice or report prepared by the City pursuant to this Disclosure Certificate.

SECTION 8. Amendment; Waiver. Notwithstanding any other provision of this Disclosure Certificate, the City may amend this Disclosure Certificate, and any provision of this Disclosure Certificate may be waived, provided that the following conditions are satisfied:

(a) If the amendment or waiver relates to the provisions of Sections 3(a), 3(b), 4, or 5(a), it may only be made in connection with a change in circumstances that arises from a change in legal requirements, change in law, or change in the identity, nature or status of an obligated person with respect to the 2004A Bonds, or the type of business conducted;

(b) The undertaking, as amended or taking into account such waiver, would, in the opinion of nationally recognized bond counsel, have complied with the requirements of the Rule at the time of the original issuance of the 2004A Bonds, after taking into account any amendments or interpretations of the Rule, as well as any change in circumstances; and

(c) The amendment or waiver either (i) is approved by the Holders of the 2004A Bonds in the same manner as provided in the Indenture for amendments to the Indenture with the consent of Holders, or (ii) does not, in the opinion of the Trustee or nationally recognized bond counsel, materially impair the interests of the Holders or Beneficial Owners of the 2004A Bonds.

In the event of any amendment or waiver of a provision of this Disclosure Certificate, the City shall describe such amendment in the next Annual Report, and shall include, as applicable, a narrative explanation of the reason for the amendment or waiver and its impact on the type (or, in the case of a change of accounting principles, on the presentation) of financial information or operating data being presented by the City. In addition, if the amendment relates to the accounting principles to be followed in preparing financial statements, (i) notice of such change shall be given in the same manner as for a Listed Event under Section 5(c), and (ii) the Annual Report for the year in which the change is made should present a comparison (in narrative form and also, if feasible, in quantitative form) between the financial statements as prepared on the basis of the new accounting principles and those prepared on the basis of the former accounting principles.



SECTION 9. Additional Information. Nothing in this Disclosure Certificate shall be deemed to prevent the City from disseminating any other information, using the means of dissemination set forth in this Disclosure Certificate or any other means of communication, or including any other information in any Annual Report or notice of occurrence of a Listed Event, in addition to that which is required by this Disclosure Certificate. If the City chooses to include any information in any Annual Report or notice of occurrence of a Listed Event in addition to that which is specifically required by this Disclosure Certificate, the City shall have no obligation hereunder to update such information or include it in any future Annual Report or notice of occurrence of a Listed Event.

SECTION 10. Default. In the event of a failure of the City to comply with any provision of this Disclosure Certificate, the Trustee, pursuant to the Indenture, may (and, at the request of any Participating Underwriter or the Holders of at least 25% of the aggregate principal amount of Outstanding 2004A Bonds, shall), or any Holder or Beneficial Owner of the 2004A Bonds may, take such actions as may be necessary and appropriate, including seeking mandate or specific performance by court order, to cause the City to comply with its obligations under this Disclosure Certificate; provided that any such action may only be instituted in a Federal or State Court located in the City. A default under this Disclosure Certificate shall not be deemed an Event of Default under the Indenture or the Lease, and the sole remedy under this Disclosure Certificate in the event of any failure of the City to comply with this Disclosure Certificate shall be an action to compel performance.

SECTION 11. Duties of Dissemination Agent. The Dissemination Agent shall have only such duties as are specifically set forth in this Disclosure Certificate.

SECTION 12. Beneficiaries. This Disclosure Certificate shall inure solely to the benefit of the City, the Issuer, the Dissemination Agent, if any, the Participating Underwriters and Holders and Beneficial Owners from time to time of the 2004A Bonds, and shall create no rights in any other person or entity.

SECTION 13. Counterparts. This Disclosure Certificate may be executed in several counterparts, each of which shall be an original and all of which shall constitute but one and the same instrument.

Date as of: June 1, 2004

CITY AND COUNTY OF SAN FRANCISCO

By \_\_\_\_\_  
Title:

**EXHIBIT A TO**  
**CONTINUING DISCLOSURE CERTIFICATE**  
**FORM OF NOTICE TO REPOSITORIES OF FAILURE TO FILE ANNUAL REPORT**

Name of Obligor: City and County of San Francisco  
Name of Bond Issue: City and County of San Francisco Finance Corporation  
Lease Revenue Bonds, Series 2004A  
Date of Issuance: \_\_\_\_\_, 2004

NOTICE IS HEREBY GIVEN that the City and County of San Francisco has not provided an Annual Report with respect to the above-named Bonds as required by Section 2.02 of Equipment Lease Supplement No. 11, dated as of June 1, 2004, supplementing the Equipment Lease, dated as of January 1, 1991, as amended and restated as of October 15, 1998, between the City and the City and County of San Francisco Finance Corporation. [The City anticipates that the Annual Report will be filed by \_\_\_\_\_.]

Dated: \_\_\_\_\_

\_\_\_\_\_  
on behalf of the City and County of San Francisco

cc: Issuer

## APPENDIX F

### DTC AND THE BOOK-ENTRY ONLY SYSTEM

**The Corporation and the Trustee cannot and do not give any assurances that DTC, DTC Participants or others will distribute payments of principal, interest or any premium with respect to the Bonds paid to DTC or its nominee as the registered owner, or any redemption or other notices, to the Beneficial Owners, or that they will do so on a timely basis or will serve and act in the manner described in this Official Statement. The Corporation and the Trustee are not responsible or liable for the failure of DTC or any DTC Participant to make any payment or give any notice to a Beneficial Owner with respect to the Bonds or any error or delay relating thereto.**

*The following description of the procedures and record-keeping with respect to beneficial ownership interests in the Bonds, payment of principal, interest and other payments on the Bonds to DTC Participants or Beneficial Owners, confirmation and transfer of beneficial ownership interests in such Bonds and other related transactions by and between DTC, the DTC Participants and the Beneficial Owners is based solely on information provided by DTC. Accordingly, no representation is made concerning these matters and neither the DTC Participants nor the Beneficial Owners should rely on the following information with respect to such matters, but should instead confirm the same with DTC or the DTC Participants, as the case may be.*

1. The Depository Trust Company (“DTC”), New York, NY, will act as securities depository for the bonds (the “Bonds”). The Bonds will be issued as fully-registered securities registered in the name of Cede & Co. (DTC’s partnership nominee) or such other name as may be requested by an authorized representative of DTC. One fully-registered Bond certificate will be issued for each maturity of the Bonds, in the aggregate principal amount of such issue, and will be deposited with DTC. If, however, the aggregate principal amount of any issue exceeds \$500 million, one certificate will be issued with respect to each \$500 million of principal amount, and an additional certificate will be issued with respect to any remaining principal amount of such issue.

2. DTC, the world’s largest depository, is a limited-purpose trust company organized under the New York Banking Law, a “banking organization” within the meaning of the New York Banking Law, a member of the Federal Reserve System, a “clearing corporation” within the meaning of the New York Uniform Commercial Code, and a “clearing agency” registered pursuant to the provisions of Section 17A of the Securities Exchange Act of 1934. DTC holds and provides asset servicing for over 2 million issues of U.S. and non-U.S. equity, corporate and municipal debt issues, and money market instruments from over 85 countries that DTC’s participants (“Direct Participants”) deposit with DTC. DTC also facilitates the post-trade settlement among Direct Participants of sales and other securities transactions in deposited securities, through electronic computerized book-entry transfers and pledges between Direct Participants’ accounts. This eliminates the need for physical movement of securities certificates. Direct Participants include both U.S. and non-U.S. securities brokers and dealers, banks, trust companies, clearing corporations, and certain other organizations. DTC is a wholly-owned subsidiary of The Depository Trust & Clearing Corporation (“DTCC”). DTCC, in turn, is owned by a number of Direct Participants of DTC and Members of the National Securities Clearing Corporation, Government Securities Clearing Corporation, MBS Clearing Corporation, and Emerging Markets Clearing Corporation (NSCC, GSCC, MBSCC, and EMCC, also subsidiaries of DTCC), as well as by the New York Stock Exchange, Inc., the American Stock Exchange LLC, and the National Association of Securities Dealers, Inc. Access to the DTC system is also available to others such as both U.S. and non-U.S. securities brokers and dealers, banks, trust companies, and clearing corporations that clear through or maintain a custodial relationship with a Direct Participant, either directly or indirectly (“Indirect Participants”). DTC has Standard &

Poor's highest rating: AAA. The DTC Rules applicable to its Participants are on file with the Securities and Exchange Commission. More information about DTC can be found at [www.dtcc.com](http://www.dtcc.com).

3. Purchases of Bonds under the DTC system must be made by or through Direct Participants, which will receive a credit for the Bonds on DTC's records. The ownership interest of each actual purchaser of each Bond ("Beneficial Owner") is in turn to be recorded on the Direct and Indirect Participants' records. Beneficial Owners will not receive written confirmation from DTC of their purchase. Beneficial Owners are, however, expected to receive written confirmations providing details of the transaction, as well as periodic statements of their holdings, from the Direct or Indirect Participant through which the Beneficial Owner entered into the transaction. Transfers of ownership interests in the Bonds are to be accomplished by entries made on the books of Direct and Indirect Participants acting on behalf of Beneficial Owners. Beneficial Owners will not receive certificates representing their ownership interests in Bonds, except in the event that use of the book-entry system for the Bonds is discontinued.

4. To facilitate subsequent transfers, all Bonds deposited by Direct Participants with DTC are registered in the name of DTC's partnership nominee, Cede & Co., or such other name as may be requested by an authorized representative of DTC. The deposit of Bonds with DTC and their registration in the name of Cede & Co. or such other nominee do not effect any change in beneficial ownership. DTC has no knowledge of the actual Beneficial Owners of the Bonds; DTC's records reflect only the identity of the Direct Participants to whose accounts such Bonds are credited, which may or may not be the Beneficial Owners. The Direct and Indirect Participants will remain responsible for keeping account of their holdings on behalf of their customers.

5. Conveyance of notices and other communications by DTC to Direct Participants, by Direct Participants to Indirect Participants, and by Direct Participants and Indirect Participants to Beneficial Owners will be governed by arrangements among them, subject to any statutory or regulatory requirements as may be in effect from time to time.

6. Redemption notices shall be sent to DTC. If less than all of the Bonds within an issue are being redeemed, DTC's practice is to determine by lot the amount of the interest of each Direct Participant in such issue to be redeemed.

7. Neither DTC nor Cede & Co. (nor any other DTC nominee) will consent or vote with respect to the Bonds unless authorized by a Direct Participant in accordance with DTC's Procedures. Under its usual procedures, DTC mails an Omnibus Proxy to the issuer as soon as possible after the record date. The Omnibus Proxy assigns Cede & Co.'s consenting or voting rights to those Direct Participants to whose accounts the Bonds are credited on the record date (identified in a listing attached to the Omnibus Proxy).

8. Redemption proceeds, distributions, and dividend payments on the Bonds will be made to Cede & Co., or such other nominee as may be requested by an authorized representative of DTC. DTC's practice is to credit Direct Participants' accounts upon DTC's receipt of funds and corresponding detail information from the issuer or the paying agent or bond trustee, on payable date in accordance with their respective holdings shown on DTC's records. Payments by Participants to Beneficial Owners will be governed by standing instructions and customary practices, as is the case with securities held for the accounts of customers in bearer form or registered in "street name," and will be the responsibility of such Participant and not of DTC nor its nominee, the paying agent or bond trustee, or the issuer, subject to any statutory or regulatory requirements as may be in effect from time to time. Payment of redemption proceeds, distributions, and dividend payments to Cede & Co. (or such other nominee as may be requested by an authorized representative of DTC) is the responsibility of the issuer or the paying agent or bond trustee, disbursement of such payments to Direct Participants will be the responsibility of DTC, and disbursement of such payments to the Beneficial Owners will be the responsibility of Direct and Indirect Participants.

9. DTC may discontinue providing its services as securities depository with respect to the Bonds at any time by giving reasonable notice to the issuer or the paying agent or bond trustee. Under such circumstances, in the event that a successor securities depository is not obtained, Bond certificates are required to be printed and delivered.

10. The issuer may decide to discontinue use of the system of book-entry transfers through DTC (or a successor securities depository). In that event, Bond certificates will be printed and delivered to DTC.

(THIS PAGE INTENTIONALLY LEFT BLANK)

## APPENDIX G

### PROPOSED FORM OF CO-BOND COUNSEL OPINION

[Date of Delivery of Bonds]

City and County of San Francisco  
Finance Corporation  
San Francisco, California

City and County of San Francisco Finance Corporation  
Lease Revenue Bonds, Series 2004A

Ladies and Gentlemen:

We have acted as Co-Bond Counsel in connection with the issuance of \$ \_\_\_\_\_ aggregate principal amount of City and County of San Francisco Finance Corporation Lease Revenue Bonds, Series 2004A (the “Bonds”), dated the date hereof. In such connection, we have reviewed: an Equipment Lease, dated as of January 1, 1991, as amended and restated as of October 15, 1998, and as supplemented by Equipment Lease Supplement No. 11, dated as of June 1, 2004 (collectively, the “Equipment Lease”), between the City and County of San Francisco (the “City”) and the City and County of San Francisco Finance Corporation (the “Corporation”); an Indenture, dated as of January 1, 1991, by and between the Corporation and U.S. Bank Trust National Association, as trustee (the “Trustee”), as amended and restated as of October 15, 1998, and as supplemented by the Twelfth Supplemental Indenture, dated as of June 1, 2004, by and between the Corporation and the Trustee (collectively, the “Indenture”); an Agency Agreement, dated as of January 1, 1991, between the City and the Corporation; a Tax Certificate of the Corporation with Exhibits, dated the date hereof (collectively the “Tax Certificate”); opinions of the City Attorney, counsel to the Corporation and counsel to the Trustee; certificates of the City, the Trustee, the Corporation and others; and such other documents, opinions and matters to the extent we deemed necessary to render the opinions set forth herein. Capitalized terms not otherwise defined herein shall have the meanings ascribed thereto in the Indenture and the Equipment Lease.

The opinions expressed herein are based on an analysis of existing laws, regulations, rulings and court decisions and cover certain matters not directly addressed by such authorities. Such opinions may be affected by actions taken or omitted or events occurring after the date hereof. We have not undertaken to determine, or to inform any person, whether any such actions are taken or omitted or such events do occur or any other matters come to our attention after the date hereof. Our engagement with respect to the Bonds is concluded with their issuance on this date and we disclaim any obligation to update this opinion. We have assumed and relied on, without undertaking to verify, the genuineness of the documents, certificates and opinions presented to us (whether as originals or as copies) and of the signatures thereon, the accuracy of the factual matters represented, warranted or certified in such documents and

certificates, the correctness of the legal conclusions contained in such opinions, and the due and legal execution of such documents and certificates by, and validity thereof against, any parties other than the City and the Corporation. Furthermore, we have relied upon the accuracy, which we have not independently verified, of the representations and certifications, and have assumed compliance with the covenants, of the City and the Corporation in the Equipment Lease, the Indenture, the Tax Certificate and other relevant documents to which each is a party. The accuracy of certain of those representations and certifications, and compliance by the City and the Corporation with certain of their covenants, may be necessary for interest on the Bonds to be and to remain excluded from gross income for federal income tax purposes. Failure to comply with certain of such covenants subsequent to issuance of the Bonds may cause interest on the Bonds to be included in gross income for federal income tax purposes retroactively to their date of issuance. The rights and obligations under the Bonds, the Equipment Lease, the Indenture, and their enforceability, may be subject to bankruptcy, insolvency, reorganization, moratorium, arrangement, fraudulent conveyance and other laws relating to or affecting creditors' rights, to the application of equitable principles, to the exercise of judicial discretion in appropriate cases and to the limitations on legal remedies against charter cities and counties and non-profit public benefit corporations in the State of California (the "State"). We express no opinion with respect to any indemnification, contribution, penalty, choice of law, choice of forum or waiver provisions contained in the documents mentioned in the preceding sentence, nor do we express any opinion with respect to the state or quality of title to, or interest in, any of the personal property described in or subject to the Equipment Lease or the accuracy or sufficiency of the description of any such property contained therein. Finally, we undertake no responsibility for the accuracy, completeness or fairness of the Official Statement or other offering material relating to the Bonds and express no opinion with respect thereto.

Based on and subject to the foregoing, and in reliance thereon, as of the date hereof and under existing law, we are of the following opinions:

1. The Bonds constitute the valid and binding limited obligations of the Corporation.
2. The Indenture has been duly authorized, executed and delivered by, and constitutes the valid and binding obligation of, the Corporation.
3. The Equipment Lease has been duly authorized, executed and delivered by the City and the Corporation and constitutes the valid and binding obligation of the City and of the Corporation, respectively. The obligation of the City to make the Rental Payments during the term of the Equipment Lease constitutes a valid and binding obligation of the City, payable from funds of the City lawfully available therefor, and does not constitute a debt of the City or of the State or of any political subdivision thereof within the meaning of any constitutional or statutory debt limit or restriction, and does not constitute an obligation for which the City or the State is obligated to levy or pledge any form of taxation or for which the City or the State has levied or pledged any form of taxation.
4. Interest on the Bonds is excluded from gross income for federal income tax purposes under Section 103 of the Internal Revenue Code of 1986, as amended (the "Code") and is not an item of tax preference for purposes of the federal alternative minimum tax imposed



on individuals and corporations, and is exempt from State of California personal income taxes. We express no opinion as to any other tax consequences regarding the Bonds.

Under the Code, a portion of the interest on the Bonds earned by certain corporations may be subject to a corporate alternative minimum tax, and interest on the Bonds may be subject to a branch profits tax imposed on certain foreign corporations doing business in the United States and a tax imposed on excess net passive income of certain S corporations.

Respectively submitted,

(THIS PAGE INTENTIONALLY LEFT BLANK)