



Ben Rosenfield  
Controller

Todd Rydstrom  
Deputy Controller

## MEMORANDUM

**TO:** The Honorable Board of Supervisors

**FROM:** Michelle Allersma, Director of Budget & Analysis *MA*  
Controller's Office

**CC:** Clerk of the Board

**DATE:** August 15, 2016

**SUBJECT:** Controller's Annual Report of Municipal Code-Mandated  
Fee Reviews & Schedules – FY 2016-17 & FY 2017-18

This report contains fee information for Fiscal Years 2016-17 and 2017-18 as mandated by various San Francisco Municipal Code sections. Attachment A is a summary of departments collecting the fees, fee descriptions, applicable code sections, and reporting requirements.

The code sections listed in the attached Controller's certification letters and tables summarize legal requirements and authorization to increase fees. Only those fees which can be increased administratively by the Controller or the departments are reviewed by the Controller. Where authorized, fee adjustments reflect changes in the relevant Consumer Price Index (CPI) as determined by the Controller. Some fees are being adjusted to change the portion of service delivery costs recovered.

The CPI adjustment factor for most fee increases effective July 1, 2016 is 3.18% and 2.50% for fee increases effective July 1, 2017. The July 1, 2016 rate is based upon Bureau of Labor Statistics data for CPI-All Urban Consumers for the San Francisco-Oakland-San Jose, CA area and the July 1, 2017 rate is based on CPI as projected by the Controller using California Department of Finance and Moody's forecasts. CPI adjustments will be updated during the FY 2017-18 and FY 2018-19 budget deliberations.

When possible, based on information received from departments, the Controller has certified that fees do not produce revenue which is significantly more than the costs of providing the services for which each fee is assessed.

If you have any questions, please contact me at (415) 554-4792.

Attachments

cc: Budget Analyst  
Mayor's Budget Office



Ben Rosenfield  
Controller

Todd Rydstrom  
Deputy Controller

## MEMORANDUM

**TO:** City Administrator - Animal Care and Control

**FROM:** Michelle Allersma, Director of Budget & Analysis ~~MA~~  
Controller's Office

**CC:** The Honorable Board of Supervisors  
Clerk of the Board

**DATE:** July 7, 2016

**SUBJECT:** Animal Care and Control - Municipal Code Authorized Fee Increases

The San Francisco Health Code Article 1, Section 41.26 authorizes the Controller to adjust the Animal Care and Control fees set in Sections 41.9, 41.10, 41.15, 41.16, 41.17, and 41.22 to reflect changes in the relevant Consumer Price Index (CPI) without further action by the Board of Supervisors. The CPI adjustment factor for fee increases effective July 1, 2016 is 3.18%, and 2.50% for fee increases effective July 1, 2017 based on Bureau of Labor Statistics data for CPI-All Urban Consumers for the San Francisco-Oakland-San Jose, CA area. Administratively, the Controller grants departments the authority to round new fees to the nearest dollar, half dollar, or quarter, as appropriate. Applicable code section may be found online here:

[http://library.amlegal.com/nxt/gateway.dll/California/health/article1animals?f=templates\\$fn=default.htm\\$3.0\\$vid=amlegal:sanfrancisco\\_ca\\$anc=JD\\_41.26](http://library.amlegal.com/nxt/gateway.dll/California/health/article1animals?f=templates$fn=default.htm$3.0$vid=amlegal:sanfrancisco_ca$anc=JD_41.26)

The San Francisco Health Code Article 39, Sections 3904 and 3910 authorize the Controller to adjust the cap on the dog walker license and permit fees beginning with Fiscal Year 2016-2017, and every fifth year after that to reflect intervening changes in the relevant CPI without further action by the Board of Supervisors. Applicable code sections may be found online here:

[http://library.amlegal.com/nxt/gateway.dll/California/health/article39commercialdogwalking?f=templates\\$fn=default.htm\\$3.0\\$vid=amlegal:sanfrancisco\\_ca\\$anc=JD\\_3904](http://library.amlegal.com/nxt/gateway.dll/California/health/article39commercialdogwalking?f=templates$fn=default.htm$3.0$vid=amlegal:sanfrancisco_ca$anc=JD_3904)

[http://library.amlegal.com/nxt/gateway.dll/California/health/article39commercialdogwalking?f=templates\\$fn=default.htm\\$3.0\\$vid=amlegal:sanfrancisco\\_ca\\$anc=JD\\_3910](http://library.amlegal.com/nxt/gateway.dll/California/health/article39commercialdogwalking?f=templates$fn=default.htm$3.0$vid=amlegal:sanfrancisco_ca$anc=JD_3910)

Please review the attached Fee Schedule and notify us of any changes or updates. Based on the data submitted to the Controller, we have noted projected fee cost recoveries on the attached schedule. No fees appear to recover significantly more than the cost of providing the services.

Attachment: Fee Schedule

cc: Budget Analyst

Mayor's Budget Office

City Administrator, Chief Fiscal Officer

# General Services Agency - City Administrator - Animal Care and Control

Code Section	Fee Description	FY 2015-16 Fee (Rounded)	FY 2015-16 Estimated Cost Recovery	FY 2016-17 CPI	FY 2016-17 Fee with CPI Adjustment	FY 2016-17 Fee (Rounded)	FY 2016-17 Estimated Cost Recovery	FY 2017-18 CPI	FY 2017-18 Fee with CPI Adjustment	FY 2017-18 Fee (Rounded)	FY 2017-18 Estimated Cost Recovery
				3.18%				2.50%			
Health Code Article 1 Sec 41.9 (a)	Adoption fee	\$17.00	< 100%	3.18%	\$17.41	\$17.00	< 100%	2.50%	\$17.85	\$18.00	< 100%
Health Code Article 1 Sec 41.9 (a)	Adoption fee - Senior (65+) adopter (50% reduction)	\$8.00	< 100%	3.18%	\$8.76	\$9.00	< 100%	2.50%	\$8.98	\$9.00	< 100%
Health Code Article 1 Sec 41.10 (a)	Redemption fee	\$34.00	< 100%	3.18%	\$34.82	\$35.00	< 100%	2.50%	\$35.69	\$36.00	< 100%
Health Code Article 1 Sec 41.10 (j)(1)	Redemption fee - Second impoundment	\$68.00	N/A	3.18%	N/A	\$70.00	N/A	2.50%	N/A	\$72.00	N/A
Health Code Article 1 Sec 41.10 (j)(2)	Redemption fee - Third impoundment	\$102.00	N/A	3.18%	N/A	\$105.00	N/A	2.50%	N/A	\$108.00	N/A
Health Code Article 1 Sec 41.10 (b)	Voluntary lifetime cat registration	\$13.00	< 100%	3.18%	\$13.93	\$14.00	< 100%	2.50%	\$14.28	\$14.00	< 100%
Health Code Article 1 Sec 41.10 (c)	Spay/neuter deposit - Dog/Cat	\$56.00	< 100%	3.18%	\$58.04	\$58.00	< 100%	2.50%	\$59.49	\$59.00	< 100%
Health Code Article 1 Sec 41.10 (d)	Feeding & Care (per day)	\$28.00	< 100%	3.18%	\$29.02	\$29.00	< 100%	2.50%	\$29.74	\$30.00	< 100%
Health Code Article 1 Sec 41.10 (d)	Feeding & Care - Rabbit, bird, small animal (per day)	\$11.00	< 100%	3.18%	\$11.61	\$12.00	< 100%	2.50%	\$11.90	\$12.00	< 100%
Health Code Article 1 Sec 41.10 (e)	Owner-requested euthanasia	\$28.00	< 100%	3.18%	\$29.02	\$29.00	< 100%	2.50%	\$29.74	\$30.00	< 100%
Health Code Article 1 Sec 41.10 (f)	Owner surrender of animal	\$28.00	< 100%	3.18%	\$29.02	\$29.00	< 100%	2.50%	\$29.74	\$30.00	< 100%
Health Code Article 1 Sec 41.10 (g)	Deceased pet disposal	\$22.00	< 100%	3.18%	\$23.21	\$23.00	< 100%	2.50%	\$23.79	\$24.00	< 100%
Health Code Article 1 Sec 41.10 (h)	Field services transport	\$45.00	< 100%	3.18%	\$46.43	\$46.00	< 100%	2.50%	\$47.59	\$48.00	< 100%
Health Code Article 1 Sec 41.15 (c)(1)	Dog license - One-year	\$56.00	< 100%	3.18%	\$58.04	\$58.00	< 100%	2.50%	\$59.49	\$59.00	< 100%
Health Code Article 1 Sec 41.15 (c)(2)	Dog license - Two-year	\$107.00	< 100%	3.18%	\$110.27	\$110.00	< 100%	2.50%	\$113.03	\$113.00	< 100%
Health Code Article 1 Sec 41.15 (c)(3)	Dog license - Three-year	\$157.00	< 100%	3.18%	\$162.50	\$163.00	< 100%	2.50%	\$166.56	\$167.00	< 100%
Health Code Article 1 Sec 41.16 (1)(A)	Dog license - Spayed/Neutered - One-year	\$22.00	< 100%	3.18%	\$23.21	\$23.00	< 100%	2.50%	\$23.79	\$24.00	< 100%
Health Code Article 1 Sec 41.16 (1)(B)	Dog license - Spayed/Neutered - Two-year	\$34.00	< 100%	3.18%	\$34.82	\$35.00	< 100%	2.50%	\$35.69	\$36.00	< 100%
Health Code Article 1 Sec 41.16 (1)(C)	Dog license - Spayed/Neutered - Three-year	\$45.00	< 100%	3.18%	\$46.43	\$46.00	< 100%	2.50%	\$47.59	\$48.00	< 100%
Health Code Article 1 Sec 41.17	Dog license - Late payment penalty	\$28.00	< 100%	3.18%	\$29.02	\$29.00	< 100%	2.50%	\$29.74	\$30.00	< 100%
Health Code Article 1 Sec 41.22	Duplicate dog/cat license/registration tag	\$7.00	< 100%	3.18%	\$6.86	\$7.00	< 100%	2.50%	\$7.03	\$7.00	< 100%
Health Code Article 39 Sec 3904	Dog walker permit <sup>(1)</sup>	\$240.00	< 100%	N/A	\$284.65	\$285.00	< 100%	N/A	\$284.65	\$285.00	< 100%
Health Code Article 39 Sec 3910	Dog walker permit - Renewal <sup>(1)</sup>	\$100.00	< 100%	N/A	\$113.86	\$114.00	< 100%	N/A	\$113.86	\$114.00	< 100%

(1) Beginning with FY 16-17 and every 5th year after that, new cap fee amount shall be adjusted by the Controller to reflect intervening changes in the relevant CPI.




Ben Rosenfield  
Controller

Todd Rydstrom  
Deputy Controller

## MEMORANDUM

**TO:** City Administrator - County Clerk

**FROM:** Michelle Allersma, Director of Budget & Analysis  
Controller's Office 

**CC:** The Honorable Board of Supervisors  
Clerk of the Board

**DATE:** July 1, 2016

**SUBJECT:** County Clerk - Municipal Code Authorized Fee Increases

The San Francisco Administrative Code Chapter 8, Section 8.33.1 and Chapter 95, Section 95.2 authorize the Controller to adjust the County Clerk's fees set in this section to reflect changes in the relevant Consumer Price Index (CPI) without further action by the Board of Supervisors. The CPI adjustment factor for fee increases effective July 1, 2016 is 3.18%, and 2.50% for fee increases effective July 1, 2017 based on Bureau of Labor Statistics data for CPI-All Urban Consumers for the San Francisco-Oakland-San Jose, CA area. Administratively, the Controller grants departments the authority to round new fees to the nearest dollar, half dollar, or quarter, as appropriate. Applicable code sections may be found online here:

[http://www.amlegal.com/nxt/gateway.dll/California/administrative/chapter8documentsrecordsandpublications?f=templates\\$fn=default.htm\\$3.0\\$vid=amlegal:sanfrancisco\\_ca\\$sanc=JD\\_8.33.1](http://www.amlegal.com/nxt/gateway.dll/California/administrative/chapter8documentsrecordsandpublications?f=templates$fn=default.htm$3.0$vid=amlegal:sanfrancisco_ca$sanc=JD_8.33.1)

[http://library.amlegal.com/nxt/gateway.dll/California/administrative/chapter95identificationcards?f=templates\\$fn=default.htm\\$3.0\\$vid=amlegal:sanfrancisco\\_ca\\$sanc=JD\\_95.2](http://library.amlegal.com/nxt/gateway.dll/California/administrative/chapter95identificationcards?f=templates$fn=default.htm$3.0$vid=amlegal:sanfrancisco_ca$sanc=JD_95.2)

Please review the attached Fee Schedule and notify us of any changes or updates. Based on the data submitted to the Controller, we have noted projected fee cost recoveries on the attached schedule. No fees appear to recover significantly more than the cost of providing the services.

Attachment: Fee Schedule

cc: Budget Analyst  
Mayor's Budget Office  
City Administrator, Chief Fiscal Officer

# General Services Agency - City Administrator - County Clerk

Code Section	Fee Description	FY 2015-16 CPI	FY 2015-16 Fee (Rounded)	FY 2015-16 Estimated Cost Recovery	FY 2016-17 CPI	FY 2016-17 Fee with CPI Adjustment	FY 2016-17 Fee (Rounded)	FY 2016-17 Estimated Cost Recovery	FY 2017-18 CPI	FY 2017-18 Fee with CPI Adjustment	FY 2017-18 Fee (Rounded)	FY 2017-18 Estimated Cost Recovery
		2.67%			3.18%				2.50%			
Administrative Code Chapter 8 Sec 8.33.1	Public marriage license	2.67%	\$65.00	< 100%	3.18%	\$67.10	\$67.00	< 100%	2.50%	\$68.78	\$69.00	< 100%
Government Code Section 26840	Statutory Surcharge <sup>(2)</sup>	N/A	\$40.00	N/A		\$40.00	\$40.00	N/A		\$40.00	\$40.00	N/A
	Public marriage license total		\$105.00				\$107.00				\$109.00	
Administrative Code Chapter 8 Sec 8.33.1	Confidential marriage license	2.67%	\$65.00	< 100%	3.18%	\$67.10	\$67.00	< 100%	2.50%	\$68.78	\$69.00	< 100%
Government Code Section 26840	Statutory Surcharge <sup>(2)</sup>	N/A	\$42.00	N/A		\$42.00	\$42.00	N/A		\$42.00	\$42.00	N/A
	Confidential marriage license total		\$107.00				\$109.00				\$111.00	
Administrative Code Chapter 62 Sec 62.8	Domestic Partnership Filing	2.67%	\$52.00	< 100%	3.18%	\$53.67	\$54.00	< 100%	2.50%	\$55.02	\$55.00	< 100%
Administrative Code Chapter 8 Sec 8.33.1	Duplicate copy of marriage license	2.67%	\$21.00	< 100%	3.18%	\$21.47	\$21.00	< 100%	2.50%	\$22.01	\$22.00	< 100%
Administrative Code Chapter 8 Sec 8.33.1	Amendment to marriage license	2.67%	\$26.00	< 100%	3.18%	\$26.85	\$27.00	< 100%	2.50%	\$27.52	\$28.00	< 100%
Administrative Code Chapter 8 Sec 8.33.1	Souvenir marriage certificate	2.67%	\$7.00	< 100%	3.18%	\$6.71	\$7.00	< 100%	2.50%	\$6.87	\$7.00	< 100%
Administrative Code Chapter 8 Sec 8.33.1	Performance of marriage/domestic partnership ceremony in City Hall - regular business hours <sup>(1)</sup>	2.67%	\$78.00	< 100%	3.18%	\$80.51	\$81.00	< 100%	2.50%	\$82.52	\$83.00	< 100%
Administrative Code Chapter 8 Sec 8.33.1	Performance of marriage/domestic partnership ceremony in City Hall - weekends or holidays off-site <sup>(1)</sup>	2.67%	\$130.00	< 100%	3.18%	\$134.20	\$134.00	< 100%	2.50%	\$137.55	\$138.00	< 100%
Administrative Code Chapter 8 Sec 8.33.1	Issuance of authority to perform ceremony and oath	2.67%	\$130.00	< 100%	3.18%	\$134.20	\$134.00	< 100%	2.50%	\$137.55	\$138.00	< 100%
Administrative Code Chapter 8 Sec 8.33.1	Filing fictitious business name statement	2.67%	\$48.00	< 100%	3.18%	\$49.65	\$50.00	< 100%	2.50%	\$50.89	\$51.00	< 100%
Administrative Code Chapter 8 Sec 8.33.1	Additional name or registrant on fictitious business name statement	2.67%	\$12.00	< 100%	3.18%	\$12.07	\$12.00	< 100%	2.50%	\$12.37	\$12.00	< 100%
Administrative Code Chapter 8 Sec 8.33.1	Filing affidavit of publication of fictitious business name statement	2.67%	\$8.00	< 100%	3.18%	\$8.05	\$8.00	< 100%	2.50%	\$8.25	\$8.00	< 100%
Administrative Code Chapter 8 Sec 8.33.1	Withdrawing partner or abandoning fictitious business name statement	2.67%	\$39.00	< 100%	3.18%	\$40.26	\$40.00	< 100%	2.50%	\$41.26	\$41.00	< 100%
Administrative Code Chapter 8 Sec 8.33.1	Administration of oath and filing notary public bond	2.67%	\$39.00	< 100%	3.18%	\$40.26	\$40.00	< 100%	2.50%	\$41.26	\$41.00	< 100%

# General Services Agency - City Administrator - County Clerk

Code Section	Fee Description	FY 2015-16 CPI	FY 2015-16 Fee (Rounded)	FY 2015-16 Estimated Cost Recovery	FY 2016-17 CPI	FY 2016-17 Fee with CPI Adjustment	FY 2016-17 Fee (Rounded)	FY 2016-17 Estimated Cost Recovery	FY 2017-18 CPI	FY 2017-18 Fee with CPI Adjustment	FY 2017-18 Fee (Rounded)	FY 2017-18 Estimated Cost Recovery
Administrative Code Chapter 8 Sec 8.33.1	Surrender of notary journal	2.67%	\$16.00	< 100%	3.18%	\$16.11	\$16.00	< 100%	2.50%	\$16.51	\$17.00	< 100%
Administrative Code Chapter 8 Sec 8.33.1	Filing, revoking, cancelling or withdrawing power of attorney	2.67%	\$35.00	< 100%	3.18%	\$36.23	\$36.00	< 100%	2.50%	\$37.13	\$37.00	< 100%
Administrative Code Chapter 8 Sec 8.33.1	Filing additional name for power of attorney (surety insurer)	2.67%	\$9.00	< 100%	3.18%	\$9.40	\$9.00	< 100%	2.50%	\$9.63	\$10.00	< 100%
Administrative Code Chapter 8 Sec 8.33.1	Process server identification card	2.67%	\$13.00	< 100%	3.18%	\$13.42	\$13.00	< 100%	2.50%	\$13.76	\$14.00	< 100%
Administrative Code Chapter 8 Sec 8.33.1	Authentication of public official/notary public	2.67%	\$13.00	< 100%	3.18%	\$13.42	\$13.00	< 100%	2.50%	\$13.76	\$14.00	< 100%
Administrative Code Chapter 8 Sec 8.33.1	Search of indexed official records on file with the County Clerk, per record type	2.67%	\$10.00	< 100%	3.18%	\$10.06	\$10.00	< 100%	2.50%	\$10.31	\$10.00	< 100%
Administrative Code Chapter 8 Sec 8.33.1	Copies of records on file- per page, pages 1 through 3	2.67%	\$6.00	< 100%	3.18%	\$6.04	\$6.00	< 100%	2.50%	\$6.19	\$6.00	< 100%
Administrative Code Chapter 8 Sec 8.33.1	Copies of records on file - each additional page	2.67%	\$0.10	< 100%	3.18%	\$0.13	\$0.10	< 100%	2.50%	\$0.14	\$0.10	< 100%
Administrative Code Chapter 8 Sec 8.33.1	Certifying/endorsing documents or copies of documents per file number	2.67%	\$2.00	< 100%	3.18%	\$2.01	\$2.00	< 100%	2.50%	\$2.06	\$2.00	< 100%
Administrative Code Chapter 8 Sec 8.33.1	Fictitious business name index records - one day	2.67%	\$12.00	< 100%	3.18%	\$12.74	\$13.00	< 100%	2.50%	\$13.06	\$13.00	< 100%
Administrative Code Chapter 8 Sec 8.33.1	Fictitious business name index records - one week	2.67%	\$12.00	< 100%	3.18%	\$12.74	\$13.00	< 100%	2.50%	\$13.06	\$13.00	< 100%
Administrative Code Chapter 8 Sec 8.33.1	Fictitious business name index records - one month	2.67%	\$26.00	< 100%	3.18%	\$26.85	\$27.00	< 100%	2.50%	\$27.52	\$28.00	< 100%
Administrative Code Chapter 8 Sec 8.33.1	Diskette	2.67%	\$1.00	< 100%	3.18%	\$1.34	\$1.00	< 100%	2.50%	\$1.37	\$1.00	< 100%
Administrative Code Chapter 8 Sec 8.33.1	Subscription Fee	2.67%	\$20.00	< 100%	3.18%	\$20.13	\$20.00	< 100%	2.50%	\$20.63	\$21.00	< 100%
Administrative Code Chapter 8 Sec 8.33.1	Delivery handling fee	2.67%	\$13.00	< 100%	3.18%	\$13.42	\$13.00	< 100%	2.50%	\$13.76	\$14.00	< 100%
Administrative Code Chapter 8 Sec 8.33.1	Environmental impact report, administrative fee	2.67%	\$60.00	< 100%	3.18%	\$61.86	\$62.00	< 100%	2.50%	\$63.40	\$63.00	< 100%

(1) 100% of commitment ceremony fee is remitted to the Commission on the Status of Women. County Clerk retains 100% of marriage ceremony fee.  
(2) No CPI applied.



Ben Rosenfield  
Controller

Todd Rydstrom  
Deputy Controller

## MEMORANDUM

**TO:** The Honorable Board of Supervisors  
Clerk of the Board

**FROM:** Michelle Allersma, Director of Budget & Analysis *MA*  
Controller's Office

**CC:** Arts Commission

**DATE:** August 15, 2016

**SUBJECT:** Arts Commission - Street Artist Certificate Fee Increase

The San Francisco Police Code Article 24, Section 2404.2 requires the Arts Commission to publish an annual report, which details the revenues collected for Street Artist Certificates, the costs incurred in administering and enforcing the provisions of the Street Artist Ordinance, the anticipated costs for the ensuing year, and the fee which would be necessary to support such costs. The Board of Supervisors shall, by ordinance, establish or readjust the fee for a Street Artist Certificate. The fee set shall be equal to, but not greater than, the fees necessary to support the costs of administering and enforcing the provisions of the Street Artist Ordinance. Applicable code sections may be found online here:

[http://www.amlegal.com/nxt/gateway.dll/California/police/article24regulatingstreetartists\\*?f=templates\\$fn=default.htm\\$3.0\\$vid=amlegal:sanfrancisco\\_ca\\$sanc=JD\\_2400](http://www.amlegal.com/nxt/gateway.dll/California/police/article24regulatingstreetartists*?f=templates$fn=default.htm$3.0$vid=amlegal:sanfrancisco_ca$sanc=JD_2400)

Beginning in FY 2013-14, legislation amending Police Code Section 2404.1 authorized the Controller to adjust the fees set in this section to reflect changes in the relevant Consumer Price Index (CPI) without further action by the Board of Supervisors. The CPI adjustment factor for fee increases effective July 1, 2016 is 3.18%, and 2.50% for fee increases effective July 1, 2017 based on Bureau of Labor Statistics data for CPI-All Urban Consumers for the San Francisco-Oakland-San Jose, CA area.

Based on the data submitted by the Arts Commission to the Controller, we have noted projected fee cost recoveries on the attached schedule. No fees appear to recover significantly more than the cost of providing the services.

Attachment: Fee Schedule

cc: Budget Analyst  
Mayor's Budget Office  
Arts Commission, Chief Fiscal Officer

## Arts Commission - Street Artist Fees

Code Section	Fee Description	FY 2015-16 Fee (Rounded)	FY 2015-16 Estimated Cost Recovery	FY 2016-17 CPI	FY 2016-17 Fee with CPI Adjustment	FY 2016-17 Fee (Rounded)	FY 2016-17 Estimated Cost Recovery	FY 2017-18 CPI	FY 2017-18 Fee with CPI Adjustment	FY 2017-18 Fee (Rounded)	FY 2017-18 Estimated Cost Recovery
Police Code Article 24 Sec 2404.1	Street Artist Certificate Fees - Quarterly	\$179.00	67%	3.18%	\$184.43	\$184.00	52%	2.50%	\$189.05	\$189.00	53%
Police Code Article 24 Sec 2404.1	Street Artist Certificate Fees- Annual	\$715.00	67%	3.18%	\$737.74	\$738.00	52%	2.50%	\$756.18	\$756.00	53%
Police Code Article 24 Sec 2404.1.1	Street Artist Application/Examination Fees	\$20.00	67%	N/A	\$20.00	\$20.00	52%	N/A	\$20.00	\$20.00	53%



Ben Rosenfield  
Controller

Todd Rydstrom  
Deputy Controller

## MEMORANDUM

**TO:** Arts Commission  
Department of Building Inspection  
Department of City Planning  
Department of Public Health  
Department of Public Works  
Entertainment Commission  
Municipal Transportation Agency  
Police Department

**FROM:** Michelle Allersma, Director of Budget & Analysis *MA*  
Controller's Office

**CC:** The Honorable Board of Supervisors  
Clerk of the Board  
Board of Appeals

**DATE:** June 29, 2016

**SUBJECT:** Board of Appeals Surcharge for Permits & Fees  
– Municipal Code Authorized Fee Increases

The San Francisco Administrative Code Chapter 10G, Section 10G.2 authorizes the Controller to adjust the surcharges set in Section 10G.1 to reflect changes in the relevant Consumer Price Index (CPI) without further action by the Board of Supervisors. The CPI adjustment factor for fee increases effective July 1, 2016 is 3.18% and 2.50% for fee increases effective July 1, 2017 based on Bureau of Labor Statistics data for CPI-All Urban Consumers for the San Francisco-Oakland-San Jose, CA area. Administratively, the Controller grants departments the authority to round new fees to the nearest dollar, half dollar, or quarter, as appropriate. If the Controller determines that the surcharge and applicable CPI adjustment will either: (1) not adequately cover, or (2) exceed the projected cost of Board of Appeals review subject to the surcharge, legislation shall be filed that would adjust the surcharge for the affected department(s) to the appropriate level. Applicable code sections may be found online here:

[http://www.amlegal.com/nxt/gateway.dll/California/administrative/chapter10gboardofappealssurchargeforperm?f=templates\\$fn=default.htm\\$3.0\\$vid=amlegal:sanfrancisco\\_ca\\$anc=JD\\_10G.2](http://www.amlegal.com/nxt/gateway.dll/California/administrative/chapter10gboardofappealssurchargeforperm?f=templates$fn=default.htm$3.0$vid=amlegal:sanfrancisco_ca$anc=JD_10G.2).

Based on the data submitted by the departments to the Controller, we have estimated projected fee cost recoveries, which indicate that surcharge on permits and renewals issued by the Police Department and Taxi Commission pursuant to the Police Code are not balanced to the projected cost of reviews. See the attached fee schedule for code references and amounts.

Attachment: Fee Schedule

cc: Budget Analyst, Mayor's Budget Office  
Administrative Services, Arts Commission, Building Inspection, City Planning, Municipal Transportation Authority, Police, Public Health, and Public Works Chief Fiscal Officers

## Board of Appeals - Surcharges

Code Section	Fee Description	FY 2015-16 Fee	FY 2015-16 Estimated Cost Recovery	FY 2016-17 Fee	FY 2016-17 Estimated Cost Recovery	FY 2017-18 Fee	FY 2017-18 Estimated Cost Recovery
Administrative Code Chapter 10G Sec 10G.1&2	Department of City Planning permits surcharge	\$25.00	128%	\$25.00	155%	\$25.00	155%
Administrative Code Chapter 10G Sec 10G.1&2	Department of Building Inspection permits surcharge	\$25.00	128%	\$25.00	155%	\$25.00	155%
Administrative Code Chapter 10G Sec 10G.1&2	Department of Public Health permits surcharge (Health Code Section 1009.53)	\$52.00	328%	\$52.00	130%	\$52.00	130%
Administrative Code Chapter 10G Sec 10G.1&2	Department of Public Health renewals surcharge (San Francisco Health Code Section 1009.54)	\$52.00	328%	\$52.00	130%	\$52.00	130%
Administrative Code Chapter 10G Sec 10G.1&2	Department of Public Works permits surcharge	\$6.50	49%	\$6.50	94%	\$6.50	94%
Administrative Code Chapter 10G Sec 10G.1&2	Entertainment Commission permits surcharge (Police Code Section 2.26)	\$4.00	58%	\$4.00	86%	\$4.00	86%
Administrative Code Chapter 10G Sec 10G.1&2	San Francisco Municipal Transportation Agency (Taxi) permits surcharge (Police Code Section 2.26.1)	\$7.00	410%	\$7.00	318%	\$7.00	318%
Administrative Code Chapter 10G Sec 10G.1&2	Entertainment Commission renewals surcharge (Police Code Section 2.27)	\$4.00	58%	\$4.00	86%	\$4.00	86%
Administrative Code Chapter 10G Sec 10G.1&2	San Francisco Municipal Transportation Agency (Taxi) renewals surcharge (Police Code Section 2.27.1)	\$7.00	410%	\$7.00	318%	\$7.00	318%
Administrative Code Chapter 10G Sec 10G.1&2	Police permits surcharge (Police Code Section 2.26)	\$26.50	1009%	\$26.50	488%	\$26.50	488%
Administrative Code Chapter 10G Sec 10G.1&2	Police renewals surcharge (Police Code Section 2.27)	\$26.50	1009%	\$26.50	488%	\$26.50	488%



Ben Rosenfield  
Controller

Todd Rydstrom  
Deputy Controller

## MEMORANDUM

**TO:** Department of Public Health

**FROM:** Michelle Allersma, Director of Budget & Analysis  
Controller's Office

**CC:** The Honorable Board of Supervisors  
Clerk of the Board

**DATE:** July 1, 2016

**SUBJECT:** Department of Public Health - Municipal Code Authorized Fee Increases

The San Francisco Health Code Article 11, Section 609.2 authorizes the Controller to adjust the Vector Control and Healthy Housing Inspection Program fees, as provided for in Sections 609 and 609.1, for the upcoming fiscal year as appropriate to ensure that the program recovers the costs of operation without producing revenue that is significantly more than such costs. This fee adjustment may be made by the Controller without further action by the Board of Supervisors. Adjusted rates become operative on July 1, 2016 for FY 2016-17 and July 1, 2017 for FY 2017-18. Applicable code sections may be found online here:

[http://www.amlegal.com/nxt/gateway.dll/California/health/article11nuisances?f=templates\\$fn=default.htm\\$3.0\\$vid=amlegal:sanfrancisco\\_ca\\$sanc=JD\\_609](http://www.amlegal.com/nxt/gateway.dll/California/health/article11nuisances?f=templates$fn=default.htm$3.0$vid=amlegal:sanfrancisco_ca$sanc=JD_609).

Please review the attached Fee Schedule and notify us of any changes or updates. Based on the data submitted to the Controller, we have noted projected fee cost recoveries on the attached schedule. No fees appear to recover significantly more than the costs of providing the services.

Attachment: Fee Schedule

cc: Budget Analyst  
Mayor's Budget Office  
Department of Public Health, Chief Fiscal Officer

# Department of Public Health - Vector Control / Healthy Housing

Code Section	Fee Description	FY 2015-16 Fee (Rounded)	FY 2015-16 Estimated Cost Recovery	FY 2016-17 Fee (Cost Recovery)	FY 2016-17 Fee (Rounded)	FY 2016-17 Estimated Cost Recovery	FY 2017-18 Fee (Cost Recovery)	FY 2017-18 Fee (Rounded)	FY 2017-18 Estimated Cost Recovery
Health Code Article 11 Sec. 609 (f)	Apartment Building: 3 units	\$77.00	<100%	\$76.54	\$77.00	<100%	\$76.54	\$77.00	<100%
Health Code Article 11 Sec. 609 (f)	Apartment Building: 4-6 units	\$96.00	<100%	\$96.22	\$96.00	<100%	\$96.22	\$96.00	<100%
Health Code Article 11 Sec. 609 (f)	Apartment Building: 7-10 units	\$130.00	<100%	\$130.11	\$130.00	<100%	\$130.11	\$130.00	<100%
Health Code Article 11 Sec. 609 (f)	Apartment Building: 11-15 units	\$261.00	<100%	\$261.32	\$261.00	<100%	\$261.32	\$261.00	<100%
Health Code Article 11 Sec. 609 (f)	Apartment Building: 16-20 units	\$362.00	<100%	\$361.91	\$362.00	<100%	\$361.91	\$362.00	<100%
Health Code Article 11 Sec. 609 (f)	Apartment Building: 21-30 units	\$513.00	<100%	\$512.79	\$513.00	<100%	\$512.79	\$513.00	<100%
Health Code Article 11 Sec. 609 (f)	Apartment Building: over 30 units	\$602.00	<100%	\$602.45	\$602.00	<100%	\$602.45	\$602.00	<100%
Health Code Article 11 Sec. 609 (f)	Hotel: less than 20 units	\$415.00	<100%	\$415.48	\$415.00	<100%	\$415.48	\$415.00	<100%
Health Code Article 11 Sec. 609 (f)	Hotel: 20-29 units	\$487.00	<100%	\$486.55	\$487.00	<100%	\$486.55	\$487.00	<100%
Health Code Article 11 Sec. 609 (f)	Hotel: 30-39 units	\$599.00	<100%	\$599.17	\$599.00	<100%	\$599.17	\$599.00	<100%
Health Code Article 11 Sec. 609 (f)	Hotel: 40-49 units	\$739.00	<100%	\$739.12	\$739.00	<100%	\$739.12	\$739.00	<100%
Health Code Article 11 Sec. 609 (f)	Hotel: 50-59 units	\$970.00	<100%	\$969.83	\$970.00	<100%	\$969.83	\$970.00	<100%
Health Code Article 11 Sec. 609 (f)	Hotel: 60-99 units	\$1,119.00	<100%	\$1,118.53	\$1,119.00	<100%	\$1,118.53	\$1,119.00	<100%
Health Code Article 11 Sec. 609 (f)	Hotel: 100-149 units	\$1,206.00	<100%	\$1,206.00	\$1,206.00	<100%	\$1,206.00	\$1,206.00	<100%
Health Code Article 11 Sec. 609 (f)	Hotel: 150-175 units	\$1,358.00	<100%	\$1,357.98	\$1,358.00	<100%	\$1,357.98	\$1,358.00	<100%
Health Code Article 11 Sec. 609 (f)	Hotel: more than 175 units	\$1,518.00	<100%	\$1,518.00	\$1,518.00	<100%	\$1,518.00	\$1,518.00	<100%
Health Code Article 11 Sec. 609.1 (b)	Reinspection by environmental health inspector, per hour	\$191.21	<100%	\$191.21	\$191.21	<100%	\$191.21	\$191.21	<100%
Health Code Article 11 Sec. 609.1 (b)	Reinspection by environmental health technician, per hour	\$172.00	<100%	\$172.00	\$172.00	<100%	\$172.00	\$172.00	<100%
Health Code Article 11 Sec. 609.1 (b)	Reinspections by environmental health inspectors that require more than one hour to complete- each half hour	\$95.50	<100%	\$95.50	\$95.50	<100%	\$95.50	\$95.50	<100%
Health Code Article 11 Sec. 609.1 (b)	Reinspections by environmental health technicians that require more than one hour to complete- each half hour	\$86.00	<100%	\$86.00	\$86.00	<100%	\$86.00	\$86.00	<100%
Health Code Article 11 Sec. 609.1 (b)	Late payment penalty	10.00 (after 30 days); 30.00 (after 60 days)	<100%	10.00 (after 30 days); 30.00 (after 60 days)	10.00 (after 30 days); 30.00 (after 60 days)	<100%	10.00 (after 30 days); 30.00 (after 60 days)	10.00 (after 30 days); 30.00 (after 60 days)	<100%



Ben Rosenfield  
Controller

Todd Rydstrom  
Deputy Controller

## MEMORANDUM

**TO:** The Honorable Board of Supervisors  
Clerk of the Board

**FROM:** Michelle Allersma, Director of Budget & Analysis  
Controller's Office

**CC:** Fire Department

**DATE:** July 1, 2016

**SUBJECT:** Fire Department Service Fees – 2016 Annual Report

The San Francisco Fire Code Chapter 1, Section 113.21 requires the Fire Chief to file an annual report with the Controller. The annual report details the revenues received from each type of fee collected by the Fire Department, the direct and indirect costs incurred in providing the services for which the fee is assessed, the anticipated costs for the following fiscal year, and the rates which would be necessary to support such cost for each type of fee. Applicable code sections may be found online here:

[http://www.amlegal.com/nxt/gateway.dll/California/fire/chapter1sanfranciscogeneralcodeprovision?f=templates\\$fn=default.htm\\$3.0\\$vid=amlegal:sanfrancisco\\_ca\\$anc=JD\\_113.21](http://www.amlegal.com/nxt/gateway.dll/California/fire/chapter1sanfranciscogeneralcodeprovision?f=templates$fn=default.htm$3.0$vid=amlegal:sanfrancisco_ca$anc=JD_113.21).

Rates must not exceed the rates necessary to support the costs of providing the services for which each fee is assessed. Based on the information submitted by the Fire Department to the Controller, the cost recovery for EMS Ambulance Services is 27 percent, and the cost recovery for Fire Prevention Services is 99 percent. A copy of the annual report submitted by the Fire Department is attached.

Attachment: Fire Department 2016 Annual Report

cc: Budget Analyst  
Mayor's Budget Office  
Fire Department, Chief Fiscal officer

JOANNE HAYES-WHITE  
CHIEF OF DEPARTMENT



EDWIN M. LEE  
MAYOR

**SAN FRANCISCO FIRE DEPARTMENT**  
CITY AND COUNTY OF SAN FRANCISCO

To: Ben Rosenfield, Controller  
From: Mark Corso, Finance, for Chief Joanne Hayes-White *MC*  
Re: SFFD Revenue Report FY 2016  
Date: June 30, 2016

According to the San Francisco Fire Code, Article 1, Section 113.21, Fee-Setting Procedure, each year the Chief shall report the revenues received from each type of fee collected by the department, the costs, both direct and indirect, incurred in providing the services for which the fee is assessed, the anticipated costs for the ensuing fiscal year and the rates which would be necessary to support such cost for each type of fee. The report shall be filed with the Controller pursuant to the provisions of the San Francisco Administrative Code.

The Fire Department is providing the information required by the Fire Code in the paragraphs below.

**Revenues Received**

According to the Fire Department's most current revenue projection for FY 2016, it will collect the following amounts for fee-based revenues.

Obj Code	Fee Type	Budget	Projection	Difference	%
65907	Ambulance EMS Services	26,367,895	26,202,081	-165,814	-1%
65905	Net Insurance Revenue	326,000	0	-326,000	-100%
60629	False Alarm Fee	220,500	328,091	107,591	49%
60663	Pre Application Fee	141,250	131,945	-9,305	-7%
60664	Water Flow Fee	146,875	193,595	46,720	32%
60667	Fire Plan Checking	8,606,313	9,268,611	662,298	8%
60668	Fire Inspection Fees	1,750,000	1,816,420	66,420	4%
60670	High Rise Fire Inspection	1,820,000	1,740,876	-79,124	-4%
60671	SFFD Tax Collection Renewal	1,795,000	1,795,000	0	0%
60672	SFFD Original Filing Fee	1,050,000	895,452	-154,548	-15%
60673	Fire Code Re-inspection	30,000	44,292	14,292	48%
60674	Referral Inspection	184,375	211,558	27,183	15%
60699	Overtime Recovery	1,846,775	1,817,074	-29,701	-2%
60679	Residential Inspection Fee	627,041	560,177	-66,864	-11%
	<b>Total</b>	<b>44,912,024</b>	<b>45,005,172</b>	<b>93,148</b>	<b>0%</b>

**Costs Incurred, Direct and Indirect**

The projected costs of the Fire Department in Fiscal Year 2016 for providing EMS and Fire Prevention services are in balance with the fees currently charged for these services. The Department is not collecting more revenues than it is incurring in costs.

<b>Service Type</b>	<b>Projected Expenses</b>	<b>Projected Revenue</b>	<b>Difference</b>	<b>% of costs recovered</b>
EMS Ambulance Services	98,646,317	26,202,081	72,444,236	26.6%
Fire Prevention Services	17,216,570	17,026,845	189,725	98.8%

**Anticipated Costs for Fiscal Year 2017 and Recommended Rates**

The Fire Department has analyzed its Emergency Medical and Fire Prevention Fees for Service in light of current service costs, negotiated wage increases for uniform staff members and other personnel costs, and indirect costs. The Fire Department's proposed fees are shown in Attachment 1.

**Fees automatically adjusted by the CPI**

The Fire Department has two sets of fees that are allowed to be automatically adjusted by the stipulated CPI index, provided that the Department does not calculate and submit a separate request to change the fees. The Fire Department is proposing increases to ambulance fees per the CPI increase.

**Attachment 1, Proposed Fire Department Fee Schedule**

Fee Title	Current Fee	Proposed Fee	Variance	Budget FY16	Proposed FY17	Variance
Pre-Application Plan Review	\$240	\$240	\$0	141,250	120,000	-21,250
Water Flow Fees	\$120/\$240	\$120/\$240	\$0	146,875	165,625	18,750
Plan Check	See Schedule	See Schedule	\$0	8,606,313	8,640,000	33,687
Inspection Fees	\$120	\$120	\$0	1,750,000	1,750,000	0
High Rise Inspection Fees	\$12.50 sq ft	\$12.50 sq ft	\$0	1,820,000	1,820,000	0
Tax Collection Renewal Fees	\$359	\$359	\$0	1,795,000	1,831,000	36,000
Original Filing Fees	\$345	\$345	\$0	1,050,000	1,036,000	-14,000
Re-Inspections	\$240	\$240	\$0	30,000	32,500	2,500
Referral Inspections	\$120	\$120	\$0	184,375	192,000	7,625
Overtime Service Fees	\$133	\$134	\$1	1,846,775	1,750,000	-96,775
Residential Inspection Fee	\$157	\$157	\$0	627,041	627,041	0
False Alarm Fee	\$250/\$500	\$250/\$500	\$0	220,500	220,500	0
Vehicle Incident Fee	\$249/\$598	\$249/\$598	\$0	326,000	326,000	0
EMS Ambulance Fees	\$1,983/\$441/\$38	\$2,041/\$454/\$39	\$58/\$13/\$1	26,367,895	26,967,352	599,457
<b>TOTAL</b>				44,912,024	45,478,018	565,994

**PROPOSED PLAN CHECK FEE SCHEDULE**

From	To	FY 2016 Fees	FY 2017 Proposed Fees
\$1	\$2,000	\$65.46 for the first \$1,000 plus \$64.472 for each additional \$1,000 or fraction thereof	\$68.31 for the first \$1,000 plus \$67.2730 for each additional \$1,000 or fraction thereof
\$2,001	\$50,000	\$129.93 for the first \$2,000 plus \$12.451 for each additional \$1,000 or fraction thereof	\$135.58 for the first \$2,000 plus \$12.992 for each additional \$1,000 or fraction thereof
\$50,001	\$200,000	\$727.56 for the first \$50,000 plus \$4.996 for each additional \$1,000 or fraction thereof	\$759.19 for the first \$50,000 plus \$5.2137 for each additional \$1,000 or fraction thereof
\$200,001	\$500,000	\$1,477.03 for the first \$200,000 plus \$2.329 for each additional \$1,000 or fraction thereof	\$1,541.25 for the first \$200,000 plus \$2.4302 for each additional \$1,000 or fraction thereof
\$500,001	\$1,000,000	\$2,175.71 for the first \$500,000 plus \$1.554 for each additional \$1,000 or fraction thereof	\$2,270.31 for the first \$500,000 plus \$1.6221 for each additional \$1,000 or fraction thereof
\$1,000,001	\$5,000,000	\$2,952.95 for the first \$1,000,000 plus \$1.1818 for each additional \$1,000 or fraction thereof	\$3,081.34 for the first \$1,000,000 plus \$1.2332 for each additional \$1,000 or fraction thereof
\$5,000,001		\$7,680.20 for the first \$5,000,000 plus \$.596 for each additional \$1,000 or fraction thereof	\$8,014.12 for the first \$5,000,000 plus \$.6219 for each additional \$1,000 or fraction thereof



Ben Rosenfield  
Controller

Todd Rydstrom  
Deputy Controller

## MEMORANDUM

**TO:** Fire Department

**FROM:** Michelle Allersma, Director of Budget & Analysis  
Controller's Office *MA*

**CC:** The Honorable Board of Supervisors  
Clerk of the Board

**DATE:** July 1, 2016

**SUBJECT:** Emergency Medical Services - Municipal Code Authorized Fee Increases

The San Francisco Health Code Article 3, Section 128.1 authorizes the Controller to adjust the Emergency Medical Services fees set in this section to reflect changes in the Consumer Price Index (CPI) for medical care. The medical care CPI adjustment factor for fee increases effective July 1, 2016 is 2.96%, and 2.78% for fee increases effective July 1, 2017 based on Bureau of Labor Statistics data for CPI-All Urban Consumers for the San Francisco-Oakland-San Jose, CA area and Department of Finance data for San Francisco. Administratively, the Controller grants departments the authority to round new fees to the nearest dollar, half dollar, or quarter, as appropriate. Applicable Code Sections may be found online here:

[http://library.amlegal.com/nxt/gateway.dll/California/health/article3hospitals?f=templates\\$fn=default.htm\\$3.0\\$vid=amlegal:sanfrancisco\\_ca\\$anc=JD\\_128.1](http://library.amlegal.com/nxt/gateway.dll/California/health/article3hospitals?f=templates$fn=default.htm$3.0$vid=amlegal:sanfrancisco_ca$anc=JD_128.1)

Please review the attached Fee Schedule and notify us of any further changes or updates. Based on the data submitted to the Controller, we have noted projected fee cost recoveries on the attached schedule. No fees appear to recover significantly more than the costs of providing the services.

Attachment: Fee Schedule

cc: Budget Analyst  
Mayor's Budget Office  
Fire Department, Chief Fiscal Officer

## Fire Department - Emergency Medical Services

Code Section	Fee Description	FY 2015-16 Fee (Rounded)	FY 2015-16 Estimated Cost Recovery	FY 2016-17 Medical CPI	FY 2016-17 Fee with CPI Adjustment	FY 2016-17 Fee (Rounded)	FY 2016-17 Estimated Cost Recovery	FY 2017-18 Medical CPI	FY 2017-18 Fee with CPI Adjustment	FY 2017-18 Fee (Rounded)	FY 2017-18 Estimated Cost Recovery
Health Code Article 3 Sec 128.1(a)1	Basic Life Service	\$1,983.00	100%	2.96%	\$2,041.42	\$2,041.00	100%	2.78%	\$2,098.11	\$2,098.00	100%
Health Code Article 3 Sec 128.1(a)1	Advanced Life Service	\$1,983.00	100%	2.96%	\$2,041.42	\$2,041.00	100%	2.78%	\$2,098.11	\$2,098.00	100%
Health Code Article 3 Sec 128.1(a)1	Mileage Fee (per mile)	\$38.00	100%	2.96%	\$38.65	\$39.00	100%	2.78%	\$39.73	\$40.00	100%
Health Code Article 3 Sec 128.1(a)1	Treatment without Transportation (per call)	\$441.00	100%	2.96%	\$454.19	\$454.00	100%	2.78%	\$466.80	\$467.00	100%

Ben Rosenfield  
ControllerTodd Rydstrom  
Deputy Controller

## M E M O R A N D U M

**TO:** Fire Department  
Police Department  
Municipal Transportation Agency

**FROM:** Michelle Allersma, Director of Budget & Analysis  
Controller's Office

**CC:** The Honorable Board of Supervisors  
Clerk of the Board  
Municipal Transportation Agency Board of Directors

**DATE:** July 1, 2016

**SUBJECT:** Temporary Use of Streets for Street Fairs  
– Municipal Code Authorized Fee Increases

The San Francisco Transportation Code, Article 6, Section 6.6(n) authorizes the Fire Department, Police Department, and Municipal Transportation Agency (MTA) to establish certain fees for Temporary Use of Streets for Street Fairs, and authorizes the Controller to adjust the fees set in this section to reflect changes in the relevant Consumer Price Index (CPI) without further action by the Board of Supervisors or the MTA Board of Directors. The CPI adjustment factor for fee increases effective July 1, 2016 is 3.18%, and 2.50% for fee increases effective July 1, 2017 based on Bureau of Labor Statistics data for CPI-All Urban Consumers for the San Francisco-Oakland-San Jose, CA area. Administratively, the Controller grants departments the authority to round new fees to the nearest dollar, half dollar, or quarter, as appropriate. Applicable code sections may be found online here:

[http://library.amlegal.com/nxt/gateway.dll/California/transportation/divisioni/article6temporaryuseoroccupancyofpublics?f=templates\\$fn=default.htm\\$3.0\\$vid=amlegal:sanfrancisco\\_ca\\$sanc=JD\\_6.6](http://library.amlegal.com/nxt/gateway.dll/California/transportation/divisioni/article6temporaryuseoroccupancyofpublics?f=templates$fn=default.htm$3.0$vid=amlegal:sanfrancisco_ca$sanc=JD_6.6)

Please review the attached Fee Schedules and notify us of any changes or updates. Our analysis recognizes the fee levels of Temporary Use of Streets for Street Fairs as approved by the MTA Board of Directors for FY 2016-17 and FY 2017-18. Based on the data submitted to the Controller, we have noted projected fee cost recoveries on the attached schedules. For departments that submitted cost data, no fees appear to recover significantly more than the costs of providing the services. Since fees for the Fire Department and Police Department have been adjusted in accordance with San Francisco Transportation Code, Article 6, Section 6.6, no further action by the Board of Supervisors is required.

Attachment: Fee Schedules

cc: Budget Analyst  
Mayor's Budget Office  
Fire, Police, and MTA Chief Fiscal Officers

## Fire Department - Street Fair Fees

Code Section	Fee Description	FY 2015-16 Fee (rounded)	FY 2015-16 Estimated Cost Recovery	FY 2016-17 CPI	FY 2016-17 Fee with CPI Adjustment	FY 2016-17 Fee (rounded)	FY 2016-17 Estimated Cost Recovery	FY 2017-18 CPI	FY 2017-18 Fee with CPI Adjustment	FY 2017-18 Fee (rounded)	FY 2017-18 Estimated Cost Recovery
Transportation Code Article 6 Sec 6.6(1)(A)	Street Fair Application	\$366.00	100%	3.18%	\$377.29	\$377.00	100%	2.50%	\$386.73	\$387.00	100%
Transportation Code Article 6 Sec 6.6(1)(B)(i)	Street Fair Inspection - first day, 1-10 vendors	\$519.00	100%	3.18%	\$535.07	\$535.00	100%	2.50%	\$548.45	\$548.00	100%
Transportation Code Article 6 Sec 6.6(1)(B)(i)	Street Fair Inspection - first day, 11-20 vendors	\$1,037.00	100%	3.18%	\$1,070.15	\$1,070.00	100%	2.50%	\$1,096.90	\$1,097.00	100%
Transportation Code Article 6 Sec 6.6(1)(B)(i)	Street Fair Inspection - first day, 21-30 vendors	\$1,556.00	100%	3.18%	\$1,605.22	\$1,605.00	100%	2.50%	\$1,645.35	\$1,645.00	100%
Transportation Code Article 6 Sec 6.6(1)(B)(i)	Street Fair Inspection - first day, 31 vendors and over	\$2,074.00	100%	3.18%	\$2,140.29	\$2,140.00	100%	2.50%	\$2,193.80	\$2,194.00	100%
Transportation Code Article 6 Sec 6.6(1)(B)(ii)	Street Fair Inspection - each consecutive day, 1-20 vendors	\$519.00	100%	3.18%	\$535.07	\$535.00	100%	2.50%	\$548.45	\$548.00	100%
Transportation Code Article 6 Sec 6.6(1)(B)(ii)	Street Fair Inspection - each consecutive day, 21 vendors and over	\$1,037.00	100%	3.18%	\$1,070.15	\$1,070.00	100%	2.50%	\$1,096.90	\$1,097.00	100%

## Municipal Transportation Agency - Street Fair Fees

Code Section	Fee Description	FY 2015-16 Fee (Approved by MTA Board of Directors)	FY 2015-16 Estimated Cost Recovery	FY 2016-17 Fee (Approved by MTA Board of Directors)*	FY 2016-17 Estimated Cost Recovery	FY 2017-18 Fee (Proposed Rate)*	FY 2017-18 Fee (Approved by MTA Board of Directors)*	FY 2017-18 Estimated Cost Recovery
Transportation Code Article 6 Sec 6.6(f)	Neighborhood Block Party - More than 120 days in Advance			167.00	<100%	192.00	192.00	<100%
Transportation Code Article 6 Sec 6.6(f)	Neighborhood Block Party - 90-120 days in advance			199.00	<100%	238.00	238.00	<100%
Transportation Code Article 6 Sec 6.6(f)	Neighborhood Block Party - 60-89 Days in Advance	177.00	100%	230.00	<100%	\$299.00	299.00	<100%
Transportation Code Article 6 Sec 6.6(f)	Neighborhood Block Party - Fewer than 60 days	236.00	100%	307.00	<100%	\$399.00	399.00	<100%
Transportation Code Article 6 Sec 6.6(f)	Neighborhood Block Party - Fewer than 30 days	472.00	100%	614.00	<100%	\$798.00	798.00	<100%
Transportation Code Article 6 Sec 6.6(f)	All Other Events - More than 120 days in advance*			553.00	<100%	\$636.00	636.00	<100%
Transportation Code Article 6 Sec 6.6(f)	All Other Events - 90-120 days in advance*			657.00	<100%	\$789.00	789.00	<100%
Transportation Code Article 6 Sec 6.6(f)	All Other Events - At Least 60 Days in Advance	586.00	100%	762.00	<100%	\$990.00	990.00	<100%
Transportation Code Article 6 Sec 6.6(f)	All Other Events - Fewer than 60 days	710.00	100%	923.00	<100%	\$1,200.00	1200.00	<100%
Transportation Code Article 6 Sec 6.6(f)	All Other Events - Fewer than 30 days	832.00	100%	1082.00	<100%	\$1,406.00	1406.00	<100%
Transportation Code Article 6 Sec 6.6(f)	All Other Events - Fewer than 7 days	957.00	100%	1244.00	<100%	\$1,617.00	1617.00	<100%
* New in FY 2016-17 & FY 2017-18								

## Police Department - Street Fair Fees

Code Section	Fee Description	FY 2015-16 Fee (rounded)	FY 2015-16 Estimated Cost Recovery	FY 2016-17 CPI	FY 2016-17 Fee with CPI Adjustment	FY 2016-17 Fee (rounded)	FY 2016-17 Estimated Cost Recovery	FY 2017-18 CPI	FY 2017-18 Fee with CPI Adjustment	FY 2017-18 Fee (rounded)	FY 2017-18 Estimated Cost Recovery
Transportation Code Article 6 Sec 6.6(4)(A)	Street Fair selling alcoholic beverages - up to 100,000 patrons, Maximum	\$6,343.00	100%	3.18%	\$6,544.88	\$6,545.00	100%	2.50%	\$6,708.51	\$6,709.00	100%
Transportation Code Article 6 Sec 6.6(4)(A)	Street Fair selling alcoholic beverages - 100,001 to 250,000 patrons, Maximum	\$12,686.00	100%	3.18%	\$13,089.77	\$13,090.00	100%	2.50%	\$13,417.01	\$13,417.00	100%
Transportation Code Article 6 Sec 6.6(4)(A)	Street Fair selling alcoholic beverages - over 250,000 patrons, Maximum	\$25,373.00	100%	3.18%	\$26,179.54	\$26,180.00	100%	2.50%	\$26,834.03	\$26,834.00	100%
Transportation Code Article 6 Sec 6.6(4)(A)	Street Fair where alcoholic beverages are not served, Maximum	\$3,225.00	100%	3.18%	\$3,327.78	\$3,328.00	100%	2.50%	\$3,410.98	\$3,411.00	100%



Ben Rosenfield  
Controller

Todd Rydstrom  
Deputy Controller

## MEMORANDUM

**TO:** The Honorable Board of Supervisors  
Clerk of the Board

**FROM:** Michelle Allersma, Director of Budget & Analysis  
Controller's Office

**CC:** Treasurer/Tax Collector  
Police Department

**DATE:** July 1, 2016

**SUBJECT:** Police Emergency Alarm License Fee – Municipal Code Authorized Fee Increases

The San Francisco Police Code Article 37, Section 3720 authorizes the Controller to adjust the Police Emergency Alarm License Fee set in this section to reflect changes in the relevant Consumer Price Index (CPI) without further action by the Board of Supervisors. The CPI adjustment factor for fee increases effective July 1, 2016 is 3.18%, and 2.50% for fee increases effective July 1, 2017 based on Bureau of Labor Statistics data for CPI-All Urban Consumers for the San Francisco-Oakland-San Jose, CA area. Per Section 3720, fees are to be increased in \$5 increments only when cumulative CPI changes since the last fee adjustment justify an increase or decrease of at least five dollars. Applicable code sections may be found online here:

[http://www.amlegal.com/nxt/gateway.dll/California/police/article37policeemergencyalarmordinance?f=templates\\$fn=default.htm\\$3.0\\$vid=amlegal:sanfrancisco\\_ca\\$sanc=JD\\_3720](http://www.amlegal.com/nxt/gateway.dll/California/police/article37policeemergencyalarmordinance?f=templates$fn=default.htm$3.0$vid=amlegal:sanfrancisco_ca$sanc=JD_3720).

Please review the attached Fee Schedule and notify us of any further changes or updates. Based on the data submitted by the Treasurer/Tax Collector to the Controller, we have noted projected fee cost recoveries on the attached schedule. Based on cumulative CPI changes, the Police Emergency Alarm License Fee for residential and commercial units should be increased from \$50 to \$55 and from \$80 to \$85 in FY 2016-17, respectively. No fees appear to recover significantly more than the costs of providing the services.

Attachments: Fee Schedule

cc: Budget Analyst  
Mayor's Budget Office  
Police and Treasurer/Tax Collector, Chief Fiscal Officers

## Police Department/TTX - Emergency Alarm Fee

Code Section	Fee Description	FY 2015-16 Fee (Rounded)*	FY 2015-16 Estimated Cost Recovery	FY 2016-17 CPI	FY 2016-17 Fee with CPI Adjustment	FY 2016-17 Fee (Rounded)*	FY 2016-17 Estimated Cost Recovery	FY 2017-18 CPI	FY 2017-18 Fee with CPI Adjustment	FY 2017-18 Fee (Rounded)*	FY 2017-18 Estimated Cost Recovery
Police Code Article 37 Sec 3720	Commercial Premises Alarm License - Original or annual renewal	\$80.00	<100%	3.18%	\$83.20	\$85.00	<100%	2.50%	\$85.28	\$85.00	<100%
Police Code Article 37 Sec 3720	Residential Premises Alarm License - Original or annual renewal	\$50.00	<100%	3.18%	\$55.90	\$55.00	<100%	2.50%	\$57.30	\$55.00	<100%
*Note: Fees are increased or decreased in \$5 increments only when cumulative annual CPI adjustments justify an increase or decrease of at least \$5.											




Ben Rosenfield  
Controller

Todd Rydstrom  
Deputy Controller

## MEMORANDUM

**TO:** City Administrator - Entertainment Commission  
Municipal Transportation Agency  
Police Department

**FROM:** Michelle Allersma, Director of Budget & Analysis   
Controller's Office

**CC:** The Honorable Board of Supervisors  
Clerk of the Board  
Municipal Transportation Agency Board of Directors

**DATE:** July 1, 2016

**SUBJECT:** Public Nuisances Permit, Filing and License Fees; Taxi Permit Fees –  
Municipal Code Authorized Fee Increases

The San Francisco Police Code Article 1, Section 2.31 authorizes the Controller to adjust the Public Nuisances Permit, Filing and License Fees set in Sections 2.26, 2.26.1, 2.27, and 2.27.1 to reflect changes in the relevant Consumer Price Index (CPI). The CPI adjustment factor for fee increases effective July 1, 2016 is 3.18%, and 2.50% for fee increases effective July 1, 2017 based on Bureau of Labor Statistics data for CPI-All Urban Consumers for the San Francisco-Oakland-San Jose, CA area. Administratively, the Controller grants departments the authority to round new fees to the nearest dollar, half dollar, or quarter, as appropriate. Applicable code sections may be found online here:

[http://www.amlegal.com/nxt/gateway.dll/California/police/article1publicnuisances?f=templates\\$fn=default.htm\\$3.0\\$vid=amlegal:sanfrancisco\\_ca\\$anc=JD\\_2.31](http://www.amlegal.com/nxt/gateway.dll/California/police/article1publicnuisances?f=templates$fn=default.htm$3.0$vid=amlegal:sanfrancisco_ca$anc=JD_2.31).

Proposition A supercedes the above sections of the Police Code and other local codes, and gives the Municipal Transportation Agency (MTA) exclusive authority to adjust fees governing taxi permits. The MTA Board of Directors has approved the relevant taxi permit fees included in the Police Code.

Please review the attached Fee Schedule and notify us of any further changes or updates. Our analysis assumes that the MTA Board of Directors will approve the relevant proposed taxi permit fee adjustments included on the attached schedules. Based on the data submitted to the Controller, we have noted projected fee cost recoveries on the attached schedule. No fees appear to recover significantly more than the cost of providing the services.

Attachments: Fee Schedules

cc: Budget Analyst  
Mayor's Budget Office  
City Administrator, Police Department, and MTA Chief Fiscal Officers

City Administrator - Entertainment Commission - Permits and Services

Code Section	Fee Description	FY 2015-16 Fee with CPI Adjustment (Rounded)	FY 2015-16 Estimated Cost Recovery	FY 2016-17 CPI 3.18%	FY 2016-17 Fee with CPI Adjustment	FY 2016-17 Fee with CPI Adjustment (Rounded)	FY 2016-17 Estimated Cost Recovery	FY 2017-18 CPI 2.50%	FY 2017-18 Fee with CPI Adjustment	FY 2017-18 Fee with CPI Adjustment (Rounded)	FY 2017-18 Estimated Cost Recovery
<b>Permit Filing Fees</b>											
Police Code Article 1 Sec 2.26	Permit Amendment (unless otherwise specified)	\$281.00	100%	3.18%	289.94	\$290.00	100%	2.50%	297.25	\$297.00	100%
Police Code Article 1 Sec 2.26	Billiard Parlor	\$629.00	<100%	3.18%	649.00	\$649.00	<100%	2.50%	665.23	\$665.00	<100%
Police Code Article 1 Sec 2.26	Dance Hall Keeper	\$1,933.00	<100%	3.18%	1,994.47	\$1,994.00	<100%	2.50%	2,043.85	\$2,044.00	<100%
Police Code Article 1 Sec 2.26	Dance Hall - Amendment to Permit	\$911.00	<100%	3.18%	939.97	\$940.00	<100%	2.50%	963.50	\$964.00	<100%
Police Code Article 1 Sec 2.26	Dance Hall - One Night Dance	\$55.00	<100%	3.18%	56.75	\$57.00	<100%	2.50%	58.43	\$58.00	<100%
Police Code Article 1 Sec 2.26	Extended Hours Permit	\$1,890.00	<100%	3.18%	1,950.10	\$1,950.00	<100%	2.50%	1,998.75	\$1,999.00	<100%
Police Code Article 1 Sec 2.26	Extended Hours Permit - Amendment to Permit	\$911.00	<100%	3.18%	939.97	\$940.00	<100%	2.50%	963.50	\$964.00	<100%
Police Code Article 1 Sec 2.26	Itinerant Show	\$939.00	<100%	3.18%	968.86	\$969.00	<100%	2.50%	993.23	\$993.00	<100%
Police Code Article 1 Sec 2.26	Itinerant Show/Nonprofit (Article 15 Sec.1017.2)	\$139.00	<100%	3.18%	143.42	\$143.00	<100%	2.50%	146.58	\$147.00	<100%
Police Code Article 1 Sec 2.26	Limited Live Performance	\$427.00	<100%	3.18%	440.58	\$441.00	<100%	2.50%	452.03	\$452.00	<100%
Police Code Article 1 Sec 2.26	Limited Live Performance - Amendment to Permit	\$143.00	<100%	3.18%	147.55	\$148.00	<100%	2.50%	151.70	\$152.00	<100%
Police Code Article 1 Sec 2.26	Loudspeaker	\$524.00	<100%	3.18%	540.66	\$541.00	<100%	2.50%	554.53	\$555.00	<100%
Police Code Article 1 Sec 2.26	Loudspeaker - Vehicle	\$575.00	<100%	3.18%	593.29	\$593.00	<100%	2.50%	607.83	\$608.00	<100%
Police Code Article 1 Sec 2.26	Masked Ball	\$1,075.00	<100%	3.18%	1,109.19	\$1,109.00	<100%	2.50%	1,136.73	\$1,137.00	<100%
Police Code Article 1 Sec 2.26	Mechanical Amusement Devices	\$784.00	<100%	3.18%	808.93	\$809.00	<100%	2.50%	829.23	\$829.00	<100%
Police Code Article 1 Sec 2.26	Mechanical Contrivance	\$784.00	<100%	3.18%	808.93	\$809.00	<100%	2.50%	829.23	\$829.00	<100%
Police Code Article 1 Sec 2.26	One Time Event	\$326.00	<100%	3.18%	336.37	\$336.00	<100%	2.50%	344.40	\$344.00	<100%
Police Code Article 1 Sec 2.26	Place of Entertainment	\$1,890.00	<100%	3.18%	1,950.10	\$1,950.00	<100%	2.50%	1,998.75	\$1,999.00	<100%
Police Code Article 1 Sec 2.26	Place of Entertainment - Amendment to Permit	\$911.00	<100%	3.18%	939.97	\$940.00	<100%	2.50%	963.50	\$964.00	<100%
Police Code Article 1 Sec 2.26	Rodeo Exhibition/Wild West Show	\$898.00	<100%	3.18%	926.56	\$927.00	<100%	2.50%	950.18	\$950.00	<100%

City Administrator - Entertainment Commission - Permits and Services

Code Section	Fee Description	FY 2015-16 Fee with CPI Adjustment (Rounded)	FY 2015-16 Estimated Cost Recovery	FY 2016-17 CPI	FY 2016-17 Fee with CPI Adjustment	FY 2016-17 Fee with CPI Adjustment (Rounded)	FY 2016-17 Estimated Cost Recovery	FY 2017-18 CPI	FY 2017-18 Fee with CPI Adjustment	FY 2017-18 Fee with CPI Adjustment (Rounded)	FY 2017-18 Estimated Cost Recovery
<b>Annual License Fees</b>											
Police Code Article 1 Sec 2.27	Billiard Parlor - First Table	\$171.00	100%	3.18%	176.44	\$176.00	100%	2.50%	180.85	\$181.00	100%
Police Code Article 1 Sec 2.27	Billiard Parlor - Each Additional Table	\$16.00	100%	3.18%	16.51	\$17.00	100%	2.50%	16.92	\$17.00	100%
Police Code Article 1 Sec 2.27	Dance Hall Keeper	\$482.00	100%	3.18%	497.33	\$497.00	100%	2.50%	509.43	\$509.00	100%
Police Code Article 1 Sec 2.27	Extended Hours Permit	\$571.00	100%	3.18%	589.16	\$589.00	100%	2.50%	603.73	\$604.00	100%
Police Code Article 1 Sec 2.27	Itinerant Show Each Concession (per day)	\$67.00	100%	3.18%	69.13	\$69.00	100%	2.50%	70.73	\$71.00	100%
Police Code Article 1 Sec 2.27	Limited Live Performance	\$169.00	100%	3.18%	174.37	\$174.00	100%	2.50%	178.35	\$178.00	100%
Police Code Article 1 Sec 2.27	Loudspeaker	\$183.00	100%	3.18%	188.82	\$189.00	100%	2.50%	193.73	\$194.00	100%
Police Code Article 1 Sec 2.27	Masked Ball (per day)	\$272.00	100%	3.18%	280.65	\$281.00	100%	2.50%	288.03	\$288.00	100%
Police Code Article 1 Sec 2.27	Mechanical Amusement Devices - First Machine	\$324.00	100%	3.18%	334.30	\$334.00	100%	2.50%	342.35	\$342.00	100%
Police Code Article 1 Sec 2.27	Place of Entertainment	\$550.00	100%	3.18%	567.49	\$567.00	100%	2.50%	581.18	\$581.00	100%

# Municipal Transportation Agency - Taxi Permit Fees

Code Section	Fee Description	FY 2015-16 Fee (Approved by MTA Board of Directors)	FY 2015-16 Estimated Cost Recovery	FY 2016-17 CPI	FY 2016-17 Fee (Approved by MTA Board of Directors)	FY 2016-17 Estimated Cost Recovery	FY 2017-18 CPI	FY 2017-18 Fee (Approved by MTA Board of Directors)	FY 2017-18 Estimated Cost Recovery
<b>Driver Permit Application</b>				3.18%			2.50%		
Police Code Article 1 Sec 2.26.1	Driver Permit Application	\$265.00	100%	3.18%	N/A			N/A	
Police Code Article 1 Sec 2.26.1	Monthly Ramp Taxi Medallion Use Fee	\$0.00	100%	3.18%	N/A			N/A	
Police Code Article 1 Sec 2.26.1	Monthly Taxi Medallion Use Fee (8000 Series)	\$500/\$100 to Driver Fund	100%	3.18%	\$750.00	<100%	2.50%	\$1,000.00	<100%
Police Code Article 1 Sec 2.26.1	Taxicab Radio Dispatch Service	\$5,972.00	100%	3.18%	\$6,330.00	<100%	2.50%	\$6,773.00	<100%
Police Code Article 1 Sec 2.26.1	Color Scheme Change	\$400.00	N/A	3.18%	\$424.00	<100%	2.50%	\$454.00	<100%
Police Code Article 1 Sec 2.26.1	Lost Medallion	\$105.00	100%	3.18%	\$111.00	<100%	2.50%	\$119.00	<100%
Police Code Article 1 Sec 2.26.1	Motor Vehicle for Hire-Color Scheme New 1-5 medallions	\$1,895.00	100%	3.18%	\$2,009.00	<100%	2.50%	\$2,149.00	<100%
Police Code Article 1 Sec 2.26.1	Motor Vehicle for Hire-Color Scheme New 6-15 medallions	\$2,779.00	100%	3.18%	\$2,946.00	<100%	2.50%	\$3,152.00	<100%
Police Code Article 1 Sec 2.26.1	Motor Vehicle for Hire-Color Scheme New 16-49 medallions	\$5,564.00	100%	3.18%	\$5,898.00	<100%	2.50%	\$6,311.00	<100%
Police Code Article 1 Sec 2.26.1	Motor Vehicle for Hire-Color Scheme New 50 or more medallions	\$6,952.00	100%	3.18%	\$7,369.00	<100%	2.50%	\$7,885.00	<100%
<b>Driver Renewal</b>									
Police Code Article 1 Sec 2.27.1	Driver Renewal	\$103.00	100%	3.18%	\$109.00	<100%	2.50%	\$117.00	<100%
Police Code Article 1 Sec 2.27.1	Medallion Holder Renewal	\$1,010.00	100%	3.18%	\$1,060.00	<100%	2.50%	\$1,134.00	<100%
Police Code Article 1 Sec 2.27.1	Motor Vehicle for Hire-Color Scheme Permit 1-5 medallions	\$1,559.00	100%	3.18%	\$1,653.00	<100%	2.50%	\$1,768.00	<100%
Police Code Article 1 Sec 2.27.1	Motor Vehicle for Hire-Color Scheme Permit 6-15 medallions	\$2,291.00	100%	3.18%	\$2,428.00	<100%	2.50%	\$2,598.00	<100%
Police Code Article 1 Sec 2.27.1	Motor Vehicle for Hire-Color Scheme Permit 16-49 medallions	\$4,761.00	100%	3.18%	\$5,047.00	<100%	2.50%	\$5,400.00	<100%
Police Code Article 1 Sec 2.27.1	Motor Vehicle for Hire-Color Scheme Permit 50-149 medallions	\$7,142.00	100%	3.18%	\$7,571.00	<100%	2.50%	\$8,100.00	<100%
Police Code Article 1 Sec 2.27.1	Motor Vehicle for Hire-Color Scheme Permit over 150 medallions	\$9,522.00	100%	3.18%	\$10,093.00	<100%	2.50%	\$10,800.00	<100%
Police Code Article 1 Sec 2.27.1	Dispatch Renewal	\$6,598.00	100%	3.18%	\$6,994.00	<100%	2.50%	\$7,483.00	<100%

# Police Department - Permits and Services

Code Section	Fee Description	FY 2015-16 Fee with CPI Adjustment (Rounded)	FY 2015-16 Estimated Cost Recovery	FY 2016-17 CPI	FY 2016-17 Fee with CPI Adjustment	FY 2016-17 Fee with CPI Adjustment (Rounded)	FY 2016-17 Estimated Cost Recovery	FY 2017-18 CPI	FY 2017-18 Fee with CPI Adjustment	FY 2017-18 Fee with CPI Adjustment (Rounded)	FY 2017-18 Estimated Cost Recovery
				3.18%				2.50%			
<b>Permit Filing Fees</b>											
Police Code Article 1 Sec 2.26	Permit Amendment (unless otherwise specified)	\$290.00	100%	3.18%	\$298.84	\$299.00	100%	2.50%	\$306.31	\$306.00	100%
Police Code Article 1 Sec 2.26	Permit Renewal (unless otherwise specified)	\$651.00	100%	3.18%	\$672.03	\$672.00	100%	2.50%	\$688.83	\$689.00	100%
Police Code Article 1 Sec 2.26	Auto Wrecker	\$1,203.00	100%	3.18%	\$1,240.99	\$1,241.00	100%	2.50%	\$1,272.01	\$1,272.00	100%
Police Code Article 1 Sec 2.26	Balloon and Kite Advertising	\$72.00	100%	3.18%	\$74.42	\$74.00	100%	2.50%	\$76.28	\$76.00	100%
Police Code Article 1 Sec 2.26	Bingo Game	\$290.00	100%	3.18%	\$298.84	\$299.00	100%	2.50%	\$306.31	\$306.00	100%
Police Code Article 1 Sec 2.26	Charitable Organizations - Certificate of Registration - Sales Solicitations	\$146.00	100%	3.18%	\$151.05	\$151.00	100%	2.50%	\$154.82	\$155.00	100%
Police Code Article 1 Sec 2.26	Charitable Organizations - Certificate of Registration - Non-Sales Solicitations	\$112.00	100%	3.18%	\$115.19	\$115.00	100%	2.50%	\$118.07	\$118.00	100%
Police Code Article 1 Sec 2.26	Charitable Organizations - Certificate of Registration - Document Copies	\$28.00	100%	3.18%	\$29.34	\$29.00	100%	2.50%	\$30.08	\$30.00	100%
Police Code Article 1 Sec 2.26	Charitable Organizations - Certificate of Registration - ID Card	\$28.00	100%	3.18%	\$29.34	\$29.00	100%	2.50%	\$30.08	\$30.00	100%
Police Code Article 1 Sec 2.26	Commercial Parking (garage or lot)	\$820.00	100%	3.18%	\$846.52	\$847.00	100%	2.50%	\$867.68	\$868.00	100%
Police Code Article 1 Sec 2.26	Dealer in Firearms and/or Ammunition	\$1,436.00	100%	3.18%	\$1,481.15	\$1,481.00	100%	2.50%	\$1,518.18	\$1,518.00	100%
Police Code Article 1 Sec 2.26	Dealer in Firearms and/or Ammunition - Renewal	\$410.00	100%	3.18%	\$422.72	\$423.00	100%	2.50%	\$433.29	\$433.00	100%
Police Code Article 1 Sec 2.26	Discharge of Cannon	\$715.00	100%	3.18%	\$737.86	\$738.00	100%	2.50%	\$756.31	\$756.00	100%
Police Code Article 1 Sec 2.26	Driverless Auto Rental	\$1,169.00	100%	3.18%	\$1,206.22	\$1,206.00	100%	2.50%	\$1,236.37	\$1,236.00	100%
Police Code Article 1 Sec 2.26	Encounter Studio - Owner	\$1,001.00	100%	3.18%	\$1,032.35	\$1,032.00	100%	2.50%	\$1,058.16	\$1,058.00	100%
Police Code Article 1 Sec 2.26	Encounter Studio - Employee	\$278.00	100%	3.18%	\$286.88	\$287.00	100%	2.50%	\$294.05	\$294.00	100%
Police Code Article 1 Sec 2.26	Escort Service - Owner	\$1,098.00	100%	3.18%	\$1,133.41	\$1,133.00	100%	2.50%	\$1,161.75	\$1,162.00	100%
Police Code Article 1 Sec 2.26	Escort Service - Employee	\$419.00	100%	3.18%	\$432.50	\$432.00	100%	2.50%	\$443.31	\$443.00	100%
Police Code Article 1 Sec 2.26	Fortuneteller	\$72.00	100%	3.18%	\$73.90	\$74.00	100%	2.50%	\$75.74	\$76.00	100%
Police Code Article 1 Sec 2.26	Funeral Procession Escort	\$408.00	100%	3.18%	\$420.54	\$421.00	100%	2.50%	\$431.05	\$431.00	100%
Police Code Article 1 Sec 2.26	Funeral Procession Escort - Employee	\$0.00	100%	3.18%	\$67.00	\$67.00	100%	2.50%	\$67.00	\$67.00	100%
Police Code Article 1 Sec 2.26	Junk Dealer - Junk Yard	\$1,528.00	100%	3.18%	\$1,576.78	\$1,577.00	100%	2.50%	\$1,616.20	\$1,616.00	100%
Police Code Article 1 Sec 2.26	Junk Dealer - Without Junk Yard	\$864.00	100%	3.18%	\$891.07	\$891.00	100%	2.50%	\$913.35	\$913.00	100%
Police Code Article 1 Sec 2.26	Licensed Tour Guide: Owner - Walking	\$395.00	100%	3.18%	\$407.56	\$408.00	100%	2.50%	\$417.75	\$418.00	100%
Police Code Article 1 Sec 2.26	Licensed Tour Guide: Owner - Buses	\$990.00	100%	3.18%	\$1,021.48	\$1,021.00	100%	2.50%	\$1,047.02	\$1,047.00	100%

## Police Department - Permits and Services

Code Section	Fee Description	FY 2015-16 Fee with CPI Adjustment (Rounded)	FY 2015-16 Estimated Cost Recovery	FY 2016-17 CPI	FY 2016-17 Fee with CPI Adjustment	FY 2016-17 Fee with CPI Adjustment (Rounded)	FY 2016-17 Estimated Cost Recovery	FY 2017-18 CPI	FY 2017-18 Fee with CPI Adjustment	FY 2017-18 Fee with CPI Adjustment (Rounded)	FY 2017-18 Estimated Cost Recovery
Police Code Article 1 Sec 2.26	Licensed Tour Guide: Owner - Bicycle/Segway/Other Mechanism	\$490.00	100%	3.18%	\$505.58	\$506.00	100%	2.50%	\$518.22	\$518.00	100%
Police Code Article 1 Sec 2.26	Licensed Tour Guide: Employee	\$116.00	100%	3.18%	\$119.69	\$120.00	100%	2.50%	\$122.68	\$123.00	100%
Police Code Article 1 Sec 2.26	Horse Drawn Vehicle	\$981.00	100%	3.18%	\$1,012.20	\$1,012.00	100%	2.50%	\$1,012.20	\$1,012.00	100%
Police Code Article 1 Sec 2.26	Miniature Golf Course	\$641.00	100%	3.18%	\$660.93	\$661.00	100%	2.50%	\$677.45	\$677.00	100%
Police Code Article 1 Sec 2.26	Mobile Caterer	\$1,228.00	100%	3.18%	\$1,267.52	\$1,268.00	100%	2.50%	\$1,299.21	\$1,299.00	100%
Police Code Article 1 Sec 2.26	Mobile Caterer - Additional Stop	\$289.00	100%	3.18%	\$298.31	\$298.00	100%	2.50%	\$305.77	\$306.00	100%
Police Code Article 1 Sec 2.26	Mobile Caterer - Assistant	\$360.00	100%	3.18%	\$371.43	\$371.00	100%	2.50%	\$380.72	\$381.00	100%
Police Code Article 1 Sec 2.26	Mobile Caterer - Transfer of Stop	\$922.00	100%	3.18%	\$951.80	\$952.00	100%	2.50%	\$975.59	\$976.00	100%
Police Code Article 1 Sec 2.26	Museum	\$726.00	100%	3.18%	\$748.67	\$749.00	100%	2.50%	\$767.39	\$767.00	100%
Police Code Article 1 Sec 2.26	Nude Models in Public Photographic Studio - Owner	\$971.00	100%	3.18%	\$1,001.92	\$1,002.00	100%	2.50%	\$1,026.97	\$1,027.00	100%
Police Code Article 1 Sec 2.26	Nude Models in Public Photographic Studio - Employee	\$278.00	100%	3.18%	\$286.88	\$287.00	100%	2.50%	\$294.05	\$294.00	100%
Police Code Article 1 Sec 2.26	Off-Heliport Landing Site	\$750.00	100%	3.18%	\$773.72	\$774.00	100%	2.50%	\$793.06	\$793.00	100%
Police Code Article 1 Sec 2.26	Outcall Massage	\$520.00	100%	3.18%	\$536.26	\$536.00	100%	2.50%	\$549.66	\$550.00	100%
Police Code Article 1 Sec 2.26	Pawnbroker	\$1,041.00	100%	3.18%	\$1,073.64	\$1,074.00	100%	2.50%	\$1,100.48	\$1,100.00	100%
Police Code Article 1 Sec 2.26	Peddler - Food for Human Consumption	\$927.00	100%	3.18%	\$956.44	\$956.00	100%	2.50%	\$980.35	\$980.00	100%
Police Code Article 1 Sec 2.26	Peddler - Nonfood	\$575.00	100%	3.18%	\$593.33	\$593.00	100%	2.50%	\$608.16	\$608.00	100%
Police Code Article 1 Sec 2.26	Peddler - Employee	\$181.00	100%	3.18%	\$186.91	\$187.00	100%	2.50%	\$191.58	\$192.00	100%
Police Code Article 1 Sec 2.26	Pedicab Driver	\$185.00	100%	3.18%	\$191.25	\$191.00	100%	2.50%	\$196.04	\$196.00	100%
Police Code Article 1 Sec 2.26	Pedicab Owner - First Pedicab	\$501.00	100%	3.18%	\$517.26	\$517.00	100%	2.50%	\$530.19	\$530.00	100%
Police Code Article 1 Sec 2.26	Pedicab Owner - Each Additional Pedicab	\$181.00	100%	3.18%	\$186.91	\$187.00	100%	2.50%	\$191.58	\$192.00	100%
Police Code Article 1 Sec 2.26	Photographer, Public Place - Owner	\$713.00	100%	3.18%	\$735.68	\$736.00	100%	2.50%	\$754.08	\$754.00	100%
Police Code Article 1 Sec 2.26	Photographer, Public Place - Solicitor	\$467.00	100%	3.18%	\$481.40	\$481.00	100%	2.50%	\$493.43	\$493.00	100%
Police Code Article 1 Sec 2.26	Photographic Solicitor - Owner	\$713.00	100%	3.18%	\$735.68	\$736.00	100%	2.50%	\$754.08	\$754.00	100%
Police Code Article 1 Sec 2.26	Photographic Solicitor - Employee	\$255.00	100%	3.18%	\$262.97	\$263.00	100%	2.50%	\$269.55	\$270.00	100%
Police Code Article 1 Sec 2.26	Poker	\$1,416.00	100%	3.18%	\$1,461.36	\$1,461.00	100%	2.50%	\$1,497.89	\$1,498.00	100%
Police Code Article 1 Sec 2.26	Poker - Permit Amendment	\$289.00	100%	3.18%	\$298.31	\$298.00	100%	2.50%	\$305.77	\$306.00	100%

# Police Department - Permits and Services

Code Section	Fee Description	FY 2015-16 Fee with CPI Adjustment (Rounded)	FY 2015-16 Estimated Cost Recovery	FY 2016-17 CPI	FY 2016-17 Fee with CPI Adjustment	FY 2016-17 Fee with CPI Adjustment (Rounded)	FY 2016-17 Estimated Cost Recovery	FY 2017-18 CPI	FY 2017-18 Fee with CPI Adjustment	FY 2017-18 Fee with CPI Adjustment (Rounded)	FY 2017-18 Estimated Cost Recovery
Police Code Article 1 Sec 2.26	Public Bathhouse	\$1,549.00	100%	3.18%	\$1,597.74	\$1,598.00	100%	2.50%	\$1,637.69	\$1,638.00	100%
Police Code Article 1 Sec 2.26	Public Outcry Sales	\$1,275.00	100%	3.18%	\$1,315.97	\$1,316.00	100%	2.50%	\$1,348.87	\$1,349.00	100%
Police Code Article 1 Sec 2.26	Recreational Equipment Vendor	\$452.00	100%	3.18%	\$466.49	\$466.00	100%	2.50%	\$478.15	\$478.00	100%
Police Code Article 1 Sec 2.26	Second Hand Dealer	\$215.00	100%	3.18%	\$221.68	\$222.00	100%	2.50%	\$227.22	\$227.00	100%
Police Code Article 1 Sec 2.26	Second Hand Dealer - Auto Accessories	\$1,209.00	100%	3.18%	\$1,247.51	\$1,248.00	100%	2.50%	\$1,278.70	\$1,279.00	100%
Police Code Article 1 Sec 2.26	Shooting Gallery	\$996.00	100%	3.18%	\$1,028.00	\$1,028.00	100%	2.50%	\$1,053.70	\$1,054.00	100%
Police Code Article 1 Sec 2.26	Skating Rink	\$763.00	100%	3.18%	\$787.56	\$788.00	100%	2.50%	\$807.25	\$807.00	100%
Police Code Article 1 Sec 2.26	Tow Car driver	\$641.00	100%	3.18%	\$661.79	\$662.00	100%	2.50%	\$678.33	\$678.00	100%
Police Code Article 1 Sec 2.26	Tow Car Firm	\$1,140.00	100%	3.18%	\$1,175.79	\$1,176.00	100%	2.50%	\$1,205.18	\$1,205.00	100%
Police Code Article 1 Sec 2.26	Trade-In Dealer	\$1,169.00	100%	3.18%	\$1,206.22	\$1,206.00	100%	2.50%	\$1,236.37	\$1,236.00	100%
Police Code Article 1 Sec 2.26	Valet Parking - Fixed Location	\$996.00	100%	3.18%	\$1,028.00	\$1,028.00	100%	2.50%	\$1,053.70	\$1,054.00	100%
Police Code Article 1 Sec 2.26	Valet Parking - Annual Special Event	\$996.00	100%	3.18%	\$1,028.00	\$1,028.00	100%	2.50%	\$1,053.70	\$1,054.00	100%
Police Code Article 1 Sec 2.26	Vehicle for Hire, Nonmotorized	\$1,056.00	100%	3.18%	\$1,089.70	\$1,090.00	100%	2.50%	\$1,116.94	\$1,117.00	100%
Police Code Article 1 Sec 2.26	Advertising and notices	\$181.00	100%	3.18%	\$186.62	\$187.00	100%	2.50%	\$191.28	\$191.00	100%
Police Code Article 1 Sec 2.26	Backgrounds	\$74.00	100%	3.18%	\$76.06	\$76.00	100%	2.50%	\$77.97	\$78.00	100%
Police Code Article 1 Sec 2.26	Fingerprints	\$101.00	100%	3.18%	\$101.00	\$101.00	100%	2.50%	\$101.00	\$101.00	100%
<b>Annual License Fees</b>											
Police Code Article 1 Sec 2.27	Auto Wrecker	\$577.00	100%	3.18%	\$594.84	\$595.00	100%	2.50%	\$609.71	\$610.00	100%
Police Code Article 1 Sec 2.27	Dealer in Firearms and/or Ammunition	\$538.00	100%	3.18%	\$555.29	\$555.00	100%	2.50%	\$569.18	\$569.00	100%
Police Code Article 1 Sec 2.27	Discharge of Cannon (per day)	\$97.00	100%	3.18%	\$100.53	\$101.00	100%	2.50%	\$103.04	\$103.00	100%
Police Code Article 1 Sec 2.27	Driverless Auto Rental	\$538.00	100%	3.18%	\$555.29	\$555.00	100%	2.50%	\$569.18	\$569.00	100%
Police Code Article 1 Sec 2.27	Encounter Studio - Owner	\$396.00	100%	3.18%	\$408.59	\$409.00	100%	2.50%	\$418.81	\$419.00	100%
Police Code Article 1 Sec 2.27	Encounter Studio - Employee	\$98.00	100%	3.18%	\$101.06	\$101.00	100%	2.50%	\$103.59	\$104.00	100%
Police Code Article 1 Sec 2.27	Escort Service - Owner	\$601.00	100%	3.18%	\$620.49	\$620.00	100%	2.50%	\$636.01	\$636.00	100%
Police Code Article 1 Sec 2.27	Escort Service - Employee	\$107.00	100%	3.18%	\$110.85	\$111.00	100%	2.50%	\$113.62	\$114.00	100%
Police Code Article 1 Sec 2.27	General Soliciting Agent	\$608.00	100%	3.18%	\$627.01	\$627.00	100%	2.50%	\$642.69	\$643.00	100%

# Police Department - Permits and Services

Code Section	Fee Description	FY 2015-16 Fee with CPI Adjustment (Rounded)	FY 2015-16 Estimated Cost Recovery	FY 2016-17 CPI	FY 2016-17 Fee with CPI Adjustment	FY 2016-17 Fee with CPI Adjustment (Rounded)	FY 2016-17 Estimated Cost Recovery	FY 2017-18 CPI	FY 2017-18 Fee with CPI Adjustment	FY 2017-18 Fee with CPI Adjustment (Rounded)	FY 2017-18 Estimated Cost Recovery
Police Code Article 1 Sec 2.27	Licensed Tour Guide: Owner - Buses (per vehicle)	\$1,046.00	100%	3.18%	\$1,079.70	\$1,080.00	100%	2.50%	\$1,106.69	\$1,107.00	100%
Police Code Article 1 Sec 2.27	Licensed Tour Guide: Owner - Other Motorized Vehicles (per vehicle)	\$210.00	100%	3.18%	\$217.16	\$217.00	100%	2.50%	\$222.59	\$223.00	100%
Police Code Article 1 Sec 2.27	Licensed Tour Guide: Owner - Bicycle/Segway/Other (per mechanism)	\$210.00	100%	3.18%	\$217.16	\$217.00	100%	2.50%	\$222.59	\$223.00	100%
Police Code Article 1 Sec 2.27	Licensed Tour Guide: Owner - Walking	\$210.00	100%	3.18%	\$217.16	\$217.00	100%	2.50%	\$222.59	\$223.00	100%
Police Code Article 1 Sec 2.27	Miniature Golf Course	\$222.00	100%	3.18%	\$229.38	\$229.00	100%	2.50%	\$235.12	\$235.00	100%
Police Code Article 1 Sec 2.27	Mobile Caterer	\$782.00	100%	3.18%	\$806.71	\$807.00	100%	2.50%	\$826.88	\$827.00	100%
Police Code Article 1 Sec 2.27	Mobile Caterer - Assistant	\$55.00	100%	3.18%	\$56.88	\$57.00	100%	2.50%	\$58.30	\$58.00	100%
Police Code Article 1 Sec 2.27	Museum	\$139.00	100%	3.18%	\$143.44	\$143.00	100%	2.50%	\$147.03	\$147.00	100%
Police Code Article 1 Sec 2.27	Nude Models in Public Photographic Studio - Owner	\$577.00	100%	3.18%	\$594.84	\$595.00	100%	2.50%	\$609.71	\$610.00	100%
Police Code Article 1 Sec 2.27	Nude Models in Public Photographic Studio - Employee	\$142.00	100%	3.18%	\$146.07	\$146.00	100%	2.50%	\$149.72	\$150.00	100%
Police Code Article 1 Sec 2.27	Off-Heliport Landing Site (per day)	\$86.00	100%	3.18%	\$88.31	\$88.00	100%	2.50%	\$90.52	\$91.00	100%
Police Code Article 1 Sec 2.27	Pawnbroker	\$628.00	100%	3.18%	\$647.66	\$648.00	100%	2.50%	\$663.85	\$664.00	100%
Police Code Article 1 Sec 2.27	Peddler - Food for Human Consumption	\$840.00	100%	3.18%	\$867.07	\$867.00	100%	2.50%	\$888.74	\$889.00	100%
Police Code Article 1 Sec 2.27	Peddler - Nonfood	\$224.00	100%	3.18%	\$231.46	\$231.00	100%	2.50%	\$237.25	\$237.00	100%
Police Code Article 1 Sec 2.27	Peddler - Employee	\$91.00	100%	3.18%	\$94.02	\$94.00	100%	2.50%	\$96.37	\$96.00	100%
Police Code Article 1 Sec 2.27	Pedicab Driver	\$72.00	100%	3.18%	\$73.87	\$74.00	100%	2.50%	\$75.72	\$76.00	100%
Police Code Article 1 Sec 2.27	Photographer, Public Place - Owner	\$269.00	100%	3.18%	\$277.15	\$277.00	100%	2.50%	\$284.07	\$284.00	100%
Police Code Article 1 Sec 2.27	Photographer, Public Place - Solicitor	\$131.00	100%	3.18%	\$134.96	\$135.00	100%	2.50%	\$138.34	\$138.00	100%
Police Code Article 1 Sec 2.27	Photographic Solicitor - Owner	\$226.00	100%	3.18%	\$232.71	\$233.00	100%	2.50%	\$238.53	\$239.00	100%
Police Code Article 1 Sec 2.27	Photographic Solicitor - Employee	\$131.00	100%	3.18%	\$134.96	\$135.00	100%	2.50%	\$138.34	\$138.00	100%
Police Code Article 1 Sec 2.27	Poker	\$385.00	100%	3.18%	\$397.11	\$397.00	100%	2.50%	\$407.04	\$407.00	100%
Police Code Article 1 Sec 2.27	Public Bathhouse	\$521.00	100%	3.18%	\$537.07	\$537.00	100%	2.50%	\$550.50	\$551.00	100%
Police Code Article 1 Sec 2.27	Public Outcry Sales	\$364.00	100%	3.18%	\$376.01	\$376.00	100%	2.50%	\$385.41	\$385.00	100%
Police Code Article 1 Sec 2.27	Recreational Equipment Vendor	\$379.00	100%	3.18%	\$391.56	\$392.00	100%	2.50%	\$401.35	\$401.00	100%
Police Code Article 1 Sec 2.27	Tow Car driver	\$81.00	100%	3.18%	\$83.87	\$84.00	100%	2.50%	\$85.96	\$86.00	100%
Police Code Article 1 Sec 2.27	Tow Car Firm - First Tow Truck	\$641.00	100%	3.18%	\$661.48	\$661.00	100%	2.50%	\$678.02	\$678.00	100%

## Police Department - Permits and Services

Code Section	Fee Description	FY 2015-16 Fee with CPI Adjustment (Rounded)	FY 2015-16 Estimated Cost Recovery	FY 2016-17 CPI	FY 2016-17 Fee with CPI Adjustment	FY 2016-17 Fee with CPI Adjustment (Rounded)	FY 2016-17 Estimated Cost Recovery	FY 2017-18 CPI	FY 2017-18 Fee with CPI Adjustment	FY 2017-18 Fee with CPI Adjustment (Rounded)	FY 2017-18 Estimated Cost Recovery
Police Code Article 1 Sec 2.27	Tow Car Firm - Each Additional Truck	\$252.00	100%	3.18%	\$259.93	\$260.00	100%	2.50%	\$266.43	\$266.00	100%
Police Code Article 1 Sec 2.27	Trade-In Dealer	\$713.00	100%	3.18%	\$735.91	\$736.00	100%	2.50%	\$754.31	\$754.00	100%
Police Code Article 1 Sec 2.27	Valet Parking - Fixed Location	\$334.00	100%	3.18%	\$344.90	\$345.00	100%	2.50%	\$353.53	\$354.00	100%
Police Code Article 1 Sec 2.27	Valet Parking - Annual Special Event	\$226.00	100%	3.18%	\$232.71	\$233.00	100%	2.50%	\$238.53	\$239.00	100%
Police Code Article 1 Sec 2.27	Vehicle for Hire, Nonmotorized	\$226.00	100%	3.18%	\$232.71	\$233.00	100%	2.50%	\$238.53	\$239.00	100%



Ben Rosenfield  
Controller

Todd Rydstrom  
Deputy Controller

## MEMORANDUM

**TO:** Department of Public Health

**FROM:** Michelle Allersma, Director of Budget & Analysis  
Controller's Office

**CC:** The Honorable Board of Supervisors  
Clerk of the Board

**DATE:** July 1, 2016

**SUBJECT:** Massage Practitioner Fees – Municipal Code Authorized Fee Increases

The San Francisco Health Code Article 29, Section 29.42 authorizes the Controller to adjust the Massage Practitioner Fees as appropriate to ensure that the program recovers the costs of operation without producing revenue which is significantly more than such costs. The Controller can make such fee adjustments without further action by the Board of Supervisors. If applicable, adjusted rates become operative on July 1, 2016 for Fiscal Year 2016-17 and July 1, 2017 for Fiscal Year 2017-18. Administratively, the Controller grants departments the authority to round new fees to the nearest dollar, half dollar, or quarter, as appropriate. Applicable code sections may be found online here:

[http://library.amlegal.com/nxt/gateway.dll/California/health/article29licensingandregulationofmassage?f=templates\\$fn=default.htm\\$3.0\\$vid=amlegal:sanfrancisco\\_ca\\$sanc=JD\\_29.42](http://library.amlegal.com/nxt/gateway.dll/California/health/article29licensingandregulationofmassage?f=templates$fn=default.htm$3.0$vid=amlegal:sanfrancisco_ca$sanc=JD_29.42)

Please review the attached Fee Schedule and notify us of any further changes or updates. Based on the data submitted to the Controller, we have noted projected fee cost recoveries on the attached schedule. No fees appear to recover significantly more than the costs of providing the services.

Attachments: Fee Schedule

cc: Budget Analyst  
Mayor's Budget Office  
Public Health, Chief Fiscal Officer

## Department of Public Health - Massage Practitioner Fees

Code Section	Fee Description	FY 2015-16 Fee (Rounded)	FY 2015-16 Estimated Cost Recovery	FY 2016-17 Fee (Cost Recovery)	FY 2016-17 Fee (Rounded)	FY 2016-17 Estimated Cost Recovery	FY 2017-18 Fee (Cost Recovery)	FY 2017-18 Fee (Rounded)	FY 2017-18 Estimated Cost Recovery
Health Code Article 29 Sec 29.40	Massage Practitioner Application Fee	\$146.00	<100%	\$ 158.00	\$158.00	<100%	\$ 158.00	\$158.00	<100%
Health Code Article 29 Sec 29.40	Massage Practitioner Annual License Fee	\$123.00	<100%	\$ 127.88	\$128.00	<100%	\$ 127.88	\$128.00	<100%
Health Code Article 29 Sec 29.41	Massage Establishment Application Fee	\$681.00	<100%	\$ 737.00	\$737.00	<100%	\$ 737.00	\$737.00	<100%
Health Code Article 29 Sec 29.41	Massage Establishment Annual License Fee	\$1,214.00	<100%	\$ 1,262.64	\$1,263.00	<100%	\$ 1,262.64	\$1,263.00	<100%
Health Code Article 29 Sec 29.41	Solo Practitioner Massage Establishment Application Fee	\$497.00	<100%	\$ 525.20	\$525.00	<100%	\$ 525.20	\$525.00	<100%
Health Code Article 29 Sec 29.41	Solo Practitioner Massage Establishment Annual License Fee	\$599.00	<100%	\$ 623.24	\$623.00	<100%	\$ 623.24	\$623.00	<100%
Health Code Article 29 Sec 29.41	Outcall Massage Services Permit Application Fee	\$351.00	<100%	\$ 389.00	\$389.00	<100%	\$ 389.00	\$389.00	<100%
Health Code Article 29 Sec 29.41	Outcall Massage Services Annual License Fee	\$306.00	<100%	\$ 318.29	\$318.00	<100%	\$ 318.29	\$318.00	<100%

Ben Rosenfield  
ControllerTodd Rydstrom  
Deputy Controller

## M E M O R A N D U M

**TO:** The Honorable Board of Supervisors

**FROM:** Michelle Allersma, Director of Budget & Analysis

**CC:** Clerk of the Board

**DATE:** July 1, 2016

**SUBJECT:** Department of Public Health & Department of Emergency Management –  
Application, Permit and Ambulance Fees

The San Francisco Business and Tax Regulations Code Article 1, Section 35(h), Article 2, Section 249.1(c), and Health Code Article 11, Section 609.2 authorize the Controller to adjust Department of Public Health application and permit fees and Department of Emergency Management private ambulance and EMS/EMT fees for the upcoming fiscal year as appropriate to ensure that the programs recover the costs of operation without producing revenue that is significantly more than such costs. Adjusted rates become operative on July 1, 2016 for Fiscal Year 2016-17 and July 1, 2017 for Fiscal Year 2017-18 Administratively, the Controller grants departments the authority to round new fees to the nearest dollar, half dollar, or quarter, as appropriate. Applicable code sections may be found online here:

[http://www.amlegal.com/nxt/gateway.dll/California/business/article1permitprocedures?f=templates\\$fn=default.htm\\$3.0\\$vid=amlegal:sanfrancisco\\_ca\\$sanc=JD\\_35](http://www.amlegal.com/nxt/gateway.dll/California/business/article1permitprocedures?f=templates$fn=default.htm$3.0$vid=amlegal:sanfrancisco_ca$sanc=JD_35)

and here:

[http://www.amlegal.com/nxt/gateway.dll/California/business/article2licensefees?f=templates\\$fn=default.htm\\$3.0\\$vid=amlegal:sanfrancisco\\_ca\\$sanc=JD\\_249.1](http://www.amlegal.com/nxt/gateway.dll/California/business/article2licensefees?f=templates$fn=default.htm$3.0$vid=amlegal:sanfrancisco_ca$sanc=JD_249.1)

[http://library.amlegal.com/nxt/gateway.dll/California/health/article11nuisances?f=templates\\$fn=default.htm\\$3.0\\$vid=amlegal:sanfrancisco\\_ca\\$sanc=JD\\_609.2](http://library.amlegal.com/nxt/gateway.dll/California/health/article11nuisances?f=templates$fn=default.htm$3.0$vid=amlegal:sanfrancisco_ca$sanc=JD_609.2)

Please review the attached Fee Schedule and notify us of any changes or updates. Based on the data submitted to the Controller, we have noted projected fee cost recoveries on the attached schedule. No fees appear to recover significantly more than the costs of providing the services.

Attachments: Fee Schedules

cc: Budget Analyst  
Mayor's Budget Office  
Public Health and Emergency Management Chief Fiscal Officers

## Department of Public Health - Swimming Pools, Wells, Backflow

Code Section	Fee Description	FY 2015-16 Fee (Rounded)	FY 2015-16 Estimated Cost Recovery	FY 2016-17 Fee (Cost Recovery)	FY 2016-17 Fee (Rounded)	FY 2016-17 Estimated Cost Recovery	FY 2017-18 Fee (Cost Recovery)	FY 2017-18 Fee (Rounded)	FY 2017-18 Estimated Cost Recovery
Business & Tax Regulations Code Article 2, Section 249.7	SWIMMING POOLS - SIX-MONTH	\$592.00	100%	\$ 610.85	\$611.00	<100%	\$ 610.85	\$611.00	<100%
Business & Tax Regulations Code Article 2, Section 249.7	SWIMMING POOLS - YEAR-ROUND	\$651.00	100%	\$ 671.93	\$672.00	<100%	\$ 671.93	\$672.00	<100%
Business & Tax Regulations Code Article 2, Section 249.13	WATER WELLS	\$74.00	100%	\$ 76.44	\$76.00	<100%	\$ 76.44	\$76.00	<100%
Business & Tax Regulations Code Article 2, Section 249.14	BACKFLOW PREVENTION OR CROSS- CONNECTION CONTROL DEVICE- INITIAL APPLICATION	\$174.00	100%	179.53	\$180.00	<100%	179.53	\$180.00	<100%
Business & Tax Regulations Code Article 2, Section 249.14	BACKFLOW PREVENTION OR CROSS- CONNECTION CONTROL DEVICE- TRAINING FOR CERTIFICATION	\$126.00	100%	130.01	\$130.00	<100%	130.01	\$130.00	<100%
Business & Tax Regulations Code Article 2, Section 249.14	BACKFLOW PREVENTION OR CROSS- CONNECTION CONTROL DEVICE- EXAMINATION FOR CERTIFICATION	\$92.00	100%	94.93	\$95.00	<100%	94.93	\$95.00	<100%
Business & Tax Regulations Code Article 2, Section 249.14	BACKFLOW PREVENTION OR CROSS- CONNECTION CONTROL DEVICE- SEALS OR TAGS (EACH)	\$12.00	100%	12.38	\$12.00	<100%	12.38	\$12.00	<100%
Business & Tax Regulations Code Article 2, Section 249.14	BACKFLOW PREVENTION OR CROSS- CONNECTION CONTROL DEVICE- ANNUAL LICENSE AND RECERTIFICATION	\$89.00	100%	91.83	\$92.00	<100%	91.83	\$92.00	<100%

# Department of Public Health - Food, Waste, Events

Code Section	Fee Description	FY 2015-16 Fee (Rounded)	FY 2015-16 Estimated Cost Recovery	FY 2016-17 Fee (Cost Recovery)	FY 2016-17 Fee (Rounded)	FY 2016-17 Estimated Cost Recovery	FY 2017-18 Fee (Cost Recovery)	FY 2017-18 Fee (Rounded)	FY 2017-18 Estimated Cost Recovery
Business & Tax Regulations Code Article 1, Section 35	CP APPLICATION FEE	\$341.00	100%	\$341.21	\$341.00	100%	\$341.21	\$341.00	100%
Business & Tax Regulations Code Article 1, Section 35	ENVIRONMENTAL HEALTH INSPECTOR - INSPECTION SERVICES, PERMIT REVIEW, OR TRAINING SERVICES (hourly rate)	\$191.00	100%	\$191.21	\$191.00	100%	\$195.03	\$195.00	100%
Business & Tax Regulations Code Article 1, Section 35	ENVIRONMENTAL HEALTH TECHNICIAN - INSPECTION SERVICES, PERMIT REVIEW, OR TRAINING SERVICES (class fee)	\$113.00	100%	\$113.35	\$113.00	100%	\$115.62	\$116.00	100%
Business & Tax Regulations Code Article 1, Section 35	ENVIRONMENTAL HEALTH TECHNICIAN - INSPECTION SERVICES, PERMIT REVIEW, OR TRAINING SERVICES - AFTER HOURS (hourly rate)	\$199.00	<100%	\$199.22	\$199.00	<100%	\$203.21	\$203.00	<100%
Business & Tax Regulations Code Article 2, Section 120	WASH LAUNDRIES	\$229.00	100%	\$228.88	\$229.00	100%	\$233.46	\$233.00	100%
Business & Tax Regulations Code Article 2, Section 120	AUTOMATIC LAUNDRY - FACILITIES	\$47.00	100%	\$47.49	\$47.00	100%	\$48.44	\$48.00	100%
Business & Tax Regulations Code Article 2, Section 120	AUTOMATIC LAUNDRY - PER MACHINE	\$13.00	100%	\$12.67	\$13.00	100%	\$12.92	\$13.00	100%
Business & Tax Regulations Code Article 2, Section 248	CLASS A-1: RETAIL MKTS W/O PREP - UNDER 5,001	\$666.00	100%	\$666.27	\$666.00	100%	\$679.59	\$680.00	100%
Business & Tax Regulations Code Article 2, Section 248	CLASS A-2: RETAIL MKTS W/O PREP 5,001 - 10,000	\$871.00	100%	\$871.22	\$871.00	100%	\$888.65	\$889.00	100%
Business & Tax Regulations Code Article 2, Section 248	CLASS A-3: RETAIL MKTS W/O PREP 10,001 - 20,000	\$1,084.00	100%	\$1,084.19	\$1,084.00	100%	\$1,105.87	\$1,106.00	100%
Business & Tax Regulations Code Article 2, Section 248	CLASS A-4: RETAIL MKTS W/O PREP - OVER 20,000	\$1,314.00	100%	\$1,314.33	\$1,314.00	100%	\$1,340.62	\$1,341.00	100%
Business & Tax Regulations Code Article 2, Section 248	CLASS B-1: RETAIL MKTS W PREP - UNDER 5,001	\$713.00	100%	\$713.00	\$713.00	100%	\$727.47	\$727.00	100%
Business & Tax Regulations Code Article 2, Section 248	CLASS B-2: RETAIL MKTS W PREP - 5,001 - 10,000	\$924.00	100%	\$923.99	\$924.00	100%	\$942.37	\$942.00	100%
Business & Tax Regulations Code Article 2, Section 248	CLASS B-3 RETAIL MKTS W PREP - 10,001 - 20,000	\$1,123.00	100%	\$1,123.11	\$1,123.00	100%	\$1,145.57	\$1,146.00	100%
Business & Tax Regulations Code Article 2, Section 248	CLASS B-4: RETAIL MKTS - OVER 20,000 ("Supermarket") w/ 1 Food Prep Station	\$1,271.00	100%	\$1,270.98	\$1,271.00	100%	\$1,296.40	\$1,296.00	100%
Business & Tax Regulations Code Article 2, Section 248	CLASS B-4: RETAIL MKTS - OVER 20,000 ("Supermarket") w/ 2-3 Food Prep Station	\$1,430.00	100%	\$1,429.86	\$1,430.00	100%	\$1,458.45	\$1,458.00	100%
Business & Tax Regulations Code Article 2, Section 248	CLASS B-4: RETAIL MKTS - OVER 20,000 ("Supermarket") w/ 4+ Food Prep Station	\$1,589.00	100%	\$1,588.72	\$1,589.00	100%	\$1,620.50	\$1,621.00	100%
Business & Tax Regulations Code Article 2, Section 248	CLASS C: RETAIL BAKERIES - Without Food Prep	\$774.00	100%	\$774.31	\$774.00	100%	\$789.80	\$790.00	100%
Business & Tax Regulations Code Article 2, Section 248	CLASS C: RETAIL BAKERIES - With Food Prep	\$1,327.00	100%	\$1,327.41	\$1,327.00	100%	\$1,353.96	\$1,354.00	100%
Business & Tax Regulations Code Article 2, Section 248	CLASS D: FARM STANDS	\$318.00	100%	\$317.74	\$318.00	100%	\$324.10	\$324.00	100%
Business & Tax Regulations Code Article 2, Section 248	CLASS E: CERTIFIED FARMERS MARKETS	\$1,069.00	100%	\$1,069.00	\$1,069.00	100%	\$1,090.38	\$1,090.00	100%
Business & Tax Regulations Code Article 2, Section 248	CLASS F: WHOLESALE FOOD MARKETS with Retail	\$713.00	100%	\$713.00	\$713.00	100%	\$727.26	\$727.00	100%
Business & Tax Regulations Code Article 2, Section 248	CLASS G: FOOD MANFACT / PROCESSING	\$735.00	100%	\$735.13	\$735.00	100%	\$749.83	\$750.00	100%
Business & Tax Regulations Code Article 2, Section 248	CLASS H: More than \$1000 INVENTORY	Refer to Class A	100%	Refer to Class A	Refer to Class A	100%	Refer to Class A	Refer to Class A	100%
Business & Tax Regulations Code Article 2, Section 249.1	Class A. RESTAURANTS - UNDER 1,000 SQ FT	\$904.00	100%	\$904.43	\$904.00	100%	\$922.52	\$923.00	100%

# Department of Public Health - Food, Waste, Events

Code Section	Fee Description	FY 2015-16 Fee (Rounded)	FY 2015-16 Estimated Cost Recovery	FY 2016-17 Fee (Cost Recovery)	FY 2016-17 Fee (Rounded)	FY 2016-17 Estimated Cost Recovery	FY 2017-18 Fee (Cost Recovery)	FY 2017-18 Fee (Rounded)	FY 2017-18 Estimated Cost Recovery
Business & Tax Regulations Code Article 2, Section 249.1	Class A. RESTAURANTS - 1,000 - 2,000 SQ FT	\$1,192.00	100%	\$1,191.82	\$1,192.00	100%	\$1,215.66	\$1,216.00	100%
Business & Tax Regulations Code Article 2, Section 249.1	Class A. RESTAURANTS - OVER 2,000 SQ FT	\$1,365.00	100%	\$1,364.71	\$1,365.00	100%	\$1,392.01	\$1,392.00	100%
Business & Tax Regulations Code Article 2, Section 249.1	Class B. BARS / TAVERNS - Without Food Prep	\$772.00	100%	\$771.75	\$772.00	100%	\$787.19	\$787.00	100%
Business & Tax Regulations Code Article 2, Section 249.1	Class B. BARS / TAVERNS - With Food Prep	\$978.00	100%	\$977.55	\$978.00	100%	\$997.10	\$997.00	100%
Business & Tax Regulations Code Article 2, Section 249.1	Class C. TAKE-OUTS	\$1,082.00	100%	\$1,081.90	\$1,082.00	100%	\$1,103.54	\$1,104.00	100%
Business & Tax Regulations Code Article 2, Section 249.1	Class D. FAST FOOD OUTLETS	\$1,224.00	100%	\$1,223.87	\$1,224.00	100%	\$1,248.35	\$1,248.00	100%
Business & Tax Regulations Code Article 2, Section 249.1	Class E. CATERING FACILITIES	\$1,054.00	100%	\$1,054.42	\$1,054.00	100%	\$1,075.50	\$1,076.00	100%
Business & Tax Regulations Code Article 2, Section 249.1	Class F. TEMPORARY FACILITIES	\$181.00	100%	\$180.80	\$181.00	100%	\$184.41	\$184.00	100%
Business & Tax Regulations Code Article 2, Section 249.1	Class G. COMMISSARIES	\$1,027.00	100%	\$1,026.94	\$1,027.00	100%	\$1,047.48	\$1,047.00	100%
Business & Tax Regulations Code Article 2, Section 249.1	Class H-1. MOBILE FOOD FACILITY 1	\$200.00	100%	\$200.22	\$200.00	100%	\$204.23	\$204.00	100%
Business & Tax Regulations Code Article 2, Section 249.1	Class H-2. MOBILE FOOD FACILITY 2	\$200.00	100%	\$200.22	\$200.00	100%	\$204.23	\$204.00	100%
Business & Tax Regulations Code Article 2, Section 249.1	Class H-3. MOBILE FOOD FACILITY 3	\$200.00	100%	\$200.22	\$200.00	100%	\$204.23	\$204.00	100%
Business & Tax Regulations Code Article 2, Section 249.1	Class H-4. MOBILE FOOD FACILITY 4	\$801.00	100%	\$800.87	\$801.00	100%	\$816.89	\$817.00	100%
Business & Tax Regulations Code Article 2, Section 249.1	Class H-5. MOBILE FOOD FACILITY 5	\$801.00	100%	\$800.87	\$801.00	100%	\$816.89	\$817.00	100%
Business & Tax Regulations Code Article 2, Section 249.1	Class I. STADIUM CONCESSIONS (PERM)	\$730.00	100%	\$730.38	\$730.00	100%	\$744.99	\$745.00	100%
Business & Tax Regulations Code Article 2, Section 249.1	Class J. VENDING MACHINES - Base Fee	\$217.00	100%	\$217.44	\$217.00	100%	\$221.79	\$222.00	100%
Business & Tax Regulations Code Article 2, Section 249.1	Class J. VENDING MACHINES - Per Machine	\$6.00	100%	\$6.00	\$6.00	100%	\$6.12	\$6.00	100%
Business & Tax Regulations Code Article 2, Section 249.1	Class K. BED AND BREAKFAST	\$1,159.00	100%	\$1,158.61	\$1,159.00	100%	\$1,181.79	\$1,182.00	100%
Business & Tax Regulations Code Article 2, Section 249.1	Class L. BOARDING HOUSES	\$291.00	100%	\$290.71	\$291.00	100%	\$296.53	\$297.00	100%
Business & Tax Regulations Code Article 2, Section 249.1	Class M. SCHOOL CAFETERIAS (PRIVATE/wo Prep)	\$351.00	100%	\$351.41	\$351.00	100%	\$358.44	\$358.00	100%
Business & Tax Regulations Code Article 2, Section 249.1	Class M. SCHOOL CAFETERIAS (PRIVATE/w Prep)	\$542.00	100%	\$542.42	\$542.00	100%	\$553.27	\$553.00	100%
Business & Tax Regulations Code Article 2, Section 249.1	Class N. HOSPITAL KITCHENS	\$1,091.00	100%	\$1,091.82	\$1,092.00	100%	\$1,112.88	\$1,113.00	100%
Business & Tax Regulations Code Article 2, Section 249.1	Class O. LICENSED HEALTH CARE FACILITY	\$1,203.00	100%	\$1,203.37	\$1,203.00	100%	\$1,227.44	\$1,227.00	100%
Business & Tax Regulations Code Article 2, Section 249.1	Class P. CATERER	\$387.00	100%	\$387.30	\$387.00	100%	\$395.04	\$395.00	100%
Business & Tax Regulations Code Article 2, Section 249.1	Class Q. EMPLOYEE CAFETERIAS (w/o Food Prep)	\$688.00	100%	\$688.45	\$688.00	100%	\$702.22	\$702.00	100%
Business & Tax Regulations Code Article 2, Section 249.1	Class Q. EMPLOYEE CAFETERIAS (with Food Prep)	\$1,059.00	100%	\$1,059.15	\$1,059.00	100%	\$1,080.33	\$1,080.00	100%

# Department of Public Health - Food, Waste, Events

Code Section	Fee Description	FY 2015-16 Fee (Rounded)	FY 2015-16 Estimated Cost Recovery	FY 2016-17 Fee (Cost Recovery)	FY 2016-17 Fee (Rounded)	FY 2016-17 Estimated Cost Recovery	FY 2017-18 Fee (Cost Recovery)	FY 2017-18 Fee (Rounded)	FY 2017-18 Estimated Cost Recovery
Business & Tax Regulation Code Article 2 Sec. 249.6	GARBAGE TRUCK, PER VEHICLE	\$3,282.00	<100%	\$3,282.00	\$3,282.00	<100%	\$3,282.00	\$3,282.00	<100%
Business & Tax Regulation Code Article 1 Sec. 249.11	SPECIAL EVENT PERMIT APPLICATION - EVENT SPONSOR	\$153.00	100%	\$153.01	\$153.00	100%	\$156.07	\$156.00	100%
Business & Tax Regulation Code Article 1 Sec. 249.11	SPECIAL EVENT PERMIT APPLICATION - FOOD OPERATOR LOW IN POTENTIAL HAZARD	\$42.00	100%	\$42.25	\$42.00	100%	\$43.10	\$43.00	100%
Business & Tax Regulation Code Article 1 Sec. 249.11	SPECIAL EVENT PERMIT APPLICATION - FOOD OPERATOR HIGH IN POTENTIAL HAZARD	\$110.00	100%	\$109.80	\$110.00	100%	\$112.00	\$112.00	100%
Business & Tax Regulation Code Article 1 Sec. 249.11	PERMIT FEE, LOW IN POTENTIAL HAZARD, PER LOCATION, UP TO 2 DAYS	\$63.00	100%	\$62.86	\$63.00	100%	\$64.12	\$64.00	100%
Business & Tax Regulation Code Article 1 Sec. 249.11	PERMIT FEE, LOW IN POTENTIAL HAZARD, PER LOCATION, EACH ADDITIONAL DAY	\$29.00	100%	\$28.51	\$29.00	100%	\$29.08	\$29.00	100%
Business & Tax Regulation Code Article 1 Sec. 249.11	PERMIT FEE, HIGH IN POTENTIAL HAZARD, PER LOCATION, UP TO 2 DAYS	\$97.00	100%	\$97.21	\$97.00	100%	\$99.15	\$99.00	100%
Business & Tax Regulation Code Article 1 Sec. 249.11	PERMIT FEE, HIGH IN POTENTIAL HAZARD, PER LOCATION, EACH ADDITIONAL DAY	\$42.00	100%	\$42.26	\$42.00	100%	\$43.11	\$43.00	100%
Health Code Article 19H, Section 19H.7	TOBACCO SALES APPLICATION FEE	\$78.00	<100%	\$80.39	\$80.00	<100%	\$80.39	\$80.00	<100%
Business & Tax Regulation Code Article 2 Sec. 249.16	TOBACCO SALES - ANNUAL LICENSING FEE	\$296.03	<100%	\$305.44	\$305.00	<100%	\$305.44	\$305.00	<100%
Business & Tax Regulations Code Article 2 Section 249.21	FOOD FACILITY SURCHARGE	\$293.00	<100%	\$293.35	\$293.00	<100%	\$293.35	\$293.00	<100%
Health Code Article 11, Section 609.1	REINSPECTION FEE EATING PLACES	\$191.00	100%	\$191.21	\$191.00	100%	\$195.03	\$195.00	100%
Health Code Article 11, Section 609.1	REINSPECTION FEE FOOD, BEV, & HUMAN CONS.	\$191.00	100%	\$191.21	\$191.00	100%	\$195.03	\$195.00	100%
Health Code Article 11, Section 609.1	REINSPECTION FEE LAUNDRIES	\$191.00	100%	\$191.21	\$191.00	100%	\$195.03	\$195.00	100%
Health Code Article 11, Section 609.1	REINSPECTION FEE MISC.	\$191.00	100%	\$191.21	\$191.00	100%	\$195.03	\$195.00	100%

## Department of Emergency Management - EMS Fees

Code Section	Fee Description	FY 2015-16 Fee	FY 2015-16 Estimated Cost Recovery	FY 2016-17 Fee	FY 2016-17 Estimated Cost Recovery	FY 2017-18 Fee	FY 2017-18 Estimated Cost Recovery
Business and Tax Regulations Code Article 2 Sec 249.8(a)	Certificate of Operation- Initial application fee	\$10,000.00	<100%	\$10,000.00	<100%	\$10,000.00	<100%
Business and Tax Regulations Code Article 2 Sec 249.8(a)	Certificate of Operation- Annual renewal fee	\$5,134.00	100%	\$5,134.00	100%	\$5,134.00	100%
Business and Tax Regulations Code Article 2 Sec 249.8(b)	Annual ambulance permit fee, per vehicle	\$1,643.00	100%	\$1,643.00	100%	\$1,643.00	100%
Business and Tax Regulations Code Article 2 Sec 249.8(c)(1)	EMS Training Program Initial Application, for Paramedic Program	\$1,775.00	<100%	\$1,775.00	<100%	\$1,775.00	<100%
Business and Tax Regulations Code Article 2 Sec 249.8(c)(1)	EMS Training Program Initial Application, for EMT Program	\$1,185.00	<100%	\$1,185.00	<100%	\$1,185.00	<100%
Business and Tax Regulations Code Article 2 Sec 249.8(c)(1)	EMS Training Program Initial Application, for Continuing Education Program	\$595.00	<100%	\$595.00	<100%	\$595.00	<100%
Business and Tax Regulations Code Article 2 Sec 249.8(c)(2)	EMS Training Program Renewal, for Paramedic Program	\$890.00	<100%	\$890.00	<100%	\$890.00	<100%
Business and Tax Regulations Code Article 2 Sec 249.8(c)(2)	EMS Training Program Renewal, for EMT Program	\$650.00	<100%	\$650.00	<100%	\$650.00	<100%
Business and Tax Regulations Code Article 2 Sec 249.8(c)(2)	EMS Training Program Renewal, for Continuing Education Program	\$370.00	100%	\$370.00	100%	\$370.00	100%
Business and Tax Regulations Code Article 2 Sec 249.8(d)(1)	Initial EMT Certificate	\$148.00	100%	\$148.00	100%	\$148.00	100%
Business and Tax Regulations Code Article 2 Sec 249.8(d)(2)	Renewal of EMT Certificate, not including EMT-Paramedic (payable every two years beginning FY 2010-11)	\$110.00	<100%	\$110.00	<100%	\$110.00	<100%
Business and Tax Regulations Code Article 2 Sec 249.8(d)(3)	Application for Initial EMT-Paramedic Accreditation	\$31.00	<100%	\$31.00	<100%	\$31.00	<100%
Business and Tax Regulations Code Article 2 Sec 249.8(e)(1)	Receiving Hospital	\$11,005.00	100%	\$11,005.00	100%	\$11,005.00	100%
Business and Tax Regulations Code Article 2 Sec 249.8(e)(2)	STEMI Heart Attack Center	\$13,665.00	100%	\$13,665.00	100%	\$13,665.00	100%



Ben Rosenfield  
Controller

Todd Rydstrom  
Deputy Controller

## MEMORANDUM

**TO:** Department of Public Health

**FROM:** Michelle Allersma, Director of Budget & Analysis  
Controller's Office *Am*

**CC:** The Honorable Board of Supervisors  
Clerk of the Board

**DATE:** July 1, 2016

**SUBJECT:** Residential and Commercial Lien and Alternate Water Source Fees –  
Municipal Code Authorized Fee Increases

The San Francisco Health Code Article 6, Section 291.7 and Article 12C, Section 12C.7 authorize the Controller to adjust fees set in these sections for the upcoming fiscal year as appropriate to ensure that the programs recover the costs of operation without producing revenue that is significantly more than such costs. Applicable code sections may be found online here:

[http://www.amlegal.com/nxt/gateway.dll/California/health/article6garbageandrefuse?f=templates\\$fn=default.htm\\$3.0\\$vid=amlegal:sanfrancisco\\_ca\\$sanc=JD\\_291.7](http://www.amlegal.com/nxt/gateway.dll/California/health/article6garbageandrefuse?f=templates$fn=default.htm$3.0$vid=amlegal:sanfrancisco_ca$sanc=JD_291.7)

and here:

[http://library.amlegal.com/nxt/gateway.dll/California/health/article12calternatewatersourcesfor non-po?f=templates\\$fn=default.htm\\$3.0\\$vid=amlegal:sanfrancisco\\_ca\\$sanc=JD\\_12C.7](http://library.amlegal.com/nxt/gateway.dll/California/health/article12calternatewatersourcesfor non-po?f=templates$fn=default.htm$3.0$vid=amlegal:sanfrancisco_ca$sanc=JD_12C.7)

Please review the attached Fee Schedule and notify us of any further changes or updates. Based on the data submitted to the Controller, we have noted projected fee cost recoveries on the attached schedule. No fees appear to recover significantly more than the costs of providing the services.

Attachment: Fee Schedule

cc: Budget Analyst  
Mayor's Budget Office  
Public Health, Chief Fiscal Officer

## Department of Public Health - Commercial Lien Fees

Code Section	Fee Description	FY 2015-16 Fee (Rounded)	FY 2015-16 Estimated Cost Recovery	FY 2016-17 Fee (Cost Recovery)	FY 2016-17 Fee (Rounded)	FY 2016-17 Estimated Cost Recovery	FY 2017-18 Fee (Cost Recovery)	FY 2017-18 Fee (Rounded)	FY 2017-18 Estimated Cost Recovery
Health Code Article 6 Sec 291.7	Residential Lien Fees for Administrative Expenses - Higher of Fee Amount or 10% of amount owed	\$98.00	100%	\$101.20	\$101.00	100%	\$103.98	\$104.00	100%
Health Code Article 6 Sec 291.7	Commercial Lien Fees for Administrative Expenses - Higher of Fee Amount or 10% of amount owed	\$144.00	100%	\$147.73	\$148.00	100%	\$151.80	\$152.00	100%
Health Code Article 12C Sec. 12C.7	Application Fee - Rainwater	\$1,544.00	<100%	\$1,592.64	\$1,544.00	<100%	\$1,592.64	\$1,544.00	<100%
Health Code Article 12C Sec. 12C.7	Application Fee - NSF 350 systems	\$2,688.00	<100%	\$2,749.25	\$2,688.00	<100%	\$2,749.25	\$2,688.00	<100%
Health Code Article 12C Sec. 12C.7	Application Fee - Foundation Drainage	\$5,032.00	<100%	\$5,190.51	\$5,032.00	<100%	\$5,190.51	\$5,032.00	<100%
Health Code Article 12C Sec. 12C.7	Application Fee - Graywater	\$5,032.00	<100%	\$5,190.51	\$5,032.00	<100%	\$5,190.51	\$5,032.00	<100%
Health Code Article 12C Sec. 12C.7	Application Fee - Black water	\$9,034.00	<100%	\$9,318.57	\$9,034.00	<100%	\$9,318.57	\$9,034.00	100%
Health Code Article 12C Sec. 12C.7	Application Fee - Transfer of any permit	\$229.00	100%	\$236.21	\$229.00	100%	\$236.21	\$229.00	100%
Health Code Article 12C Sec. 12C.7	Application Fee - District Scale (per hour for review/on-site inspection; applicable amount above, plus)	\$191.00	100%	\$191.21	\$191.00	100%	\$191.21	\$191.00	100%

Ben Rosenfield  
ControllerTodd Rydstrom  
Deputy Controller

## M E M O R A N D U M

**TO:** Department of Public Works

**FROM:** Michelle Allersma, Director of Budget & Analysis  
Controller's Office

**CC:** The Honorable Board of Supervisors  
Clerk of the Board

**DATE:** July 1, 2016

**SUBJECT:** Department of Public Works Permit Fees and Occupancy Assessments  
– Municipal Code Authorized Fee Increases

The San Francisco Public Works Code Article 2.1, Section 2.1.2, and Article 15, Section 724.1 authorize the Controller to adjust the fees and occupancy assessment costs which are established for the permit categories and uses set forth in Sections 2.1.1, 724.1, 806, and 810 to reflect changes in the relevant Consumer Price Index (CPI) without further action by the Board of Supervisors. The CPI adjustment factor for fee increases effective July 1, 2016 is 3.18%, and 2.50% for fee increases effective July 1, 2017 based on Bureau of Labor Statistics data for CPI-All Urban Consumers for the San Francisco-Oakland-San Jose, CA area. Administratively, the Controller grants departments the authority to round new fees to the nearest dollar, half dollar, or quarter, as appropriate. Applicable code sections may be found online here:

[http://www.amlegal.com/nxt/gateway.dll/California/publicworks/article21permitfeesandoccupancyassessmen?f=templates\\$fn=default.htm\\$3.0\\$vid=amlegal:sanfrancisco\\_ca\\$anc=JD\\_2.1.2](http://www.amlegal.com/nxt/gateway.dll/California/publicworks/article21permitfeesandoccupancyassessmen?f=templates$fn=default.htm$3.0$vid=amlegal:sanfrancisco_ca$anc=JD_2.1.2)

[http://www.amlegal.com/nxt/gateway.dll/California/publicworks/article15miscellaneous?f=templates\\$fn=default.htm\\$3.0\\$vid=amlegal:sanfrancisco\\_ca\\$anc=JD\\_724.1](http://www.amlegal.com/nxt/gateway.dll/California/publicworks/article15miscellaneous?f=templates$fn=default.htm$3.0$vid=amlegal:sanfrancisco_ca$anc=JD_724.1)

[http://www.amlegal.com/nxt/gateway.dll/California/publicworks/article16urbanforestryordinance?f=templates\\$fn=default.htm\\$3.0\\$vid=amlegal:sanfrancisco\\_ca\\$anc=JD\\_802](http://www.amlegal.com/nxt/gateway.dll/California/publicworks/article16urbanforestryordinance?f=templates$fn=default.htm$3.0$vid=amlegal:sanfrancisco_ca$anc=JD_802).

Please review the attached Fee Schedule and notify us of any further changes or updates. Based on the data submitted to the Controller, we have noted projected fee cost recoveries on the attached schedule. No fees appear to recover significantly more than the costs of providing the services.

Attachments: Fee Schedule

cc: Budget Analyst  
Mayor's Budget Office  
Public Works, Chief Fiscal Officer

# Department of Public Works - Street Permits

Code Section	Fee Description	FY 2015-16 Fee (Rounded)	FY 2015-16 Estimated Cost Recovery	FY 2016-17 CPI	FY 2016-17 Fee with CPI Adjustment	FY 2016-17 Fee (Rounded)	FY 2016-17 Estimated Cost Recovery	FY 2017-18 CPI	FY 2017-18 Fee with CPI Adjustment	FY 2017-18 Fee (Rounded)	FY 2017-18 Estimated Cost Recovery
Public Works Code Article 2.1 Section 2.1.1 (a)	Street Flower Market Permit - Annual fee	\$124.00	<100%	3.18%	127.95	\$128.00	<100%	2.50%	131.20	\$131.00	<100%
Public Works Code Article 2.1 Section 2.1.1 (a)	Street Flower Market Permit - Inspection Fee (per sq. ft.)	\$8.00	<100%	3.18%	8.26	\$8.00	<100%	2.50%	8.20	\$8.00	<100%
Public Works Code Article 2.1 Section 2.1.1 (b)	Tables & Chairs Permit - Renewal, no prior enforcement, annual fee	\$62.00	<100%	3.18%	63.98	\$64.00	<100%	2.50%	65.60	\$66.00	<100%
Public Works Code Article 2.1 Section 2.1.1 (b)	Tables & Chairs Permit - Renewal, no prior enforcement, inspection fee (per sq. ft.)	\$6.00	<100%	3.18%	6.20	\$6.00	<100%	2.50%	6.15	\$6.00	<100%
Public Works Code Article 2.1 Section 2.1.1 (b)	Tables & Chairs Permit - New, annual fee	\$125.00	<100%	3.18%	128.98	\$129.00	<100%	2.50%	132.23	\$132.00	<100%
Public Works Code Article 2.1 Section 2.1.1 (b)	Tables & Chairs Permit - New, inspection fee (per sq. ft.)	\$7.00	<100%	3.18%	7.23	\$7.00	<100%	2.50%	7.18	\$7.00	<100%
Public Works Code Article 2.1 Section 2.1.1 (b)	Tables & Chairs Permit - Renewal, prior enforcement action, annual fee	\$125.00	<100%	3.18%	128.98	\$129.00	<100%	2.50%	132.23	\$132.00	<100%
Public Works Code Article 2.1 Section 2.1.1 (b)	Tables & Chairs Permit - Renewal, prior enforcement action, inspection fee (per sq. ft.)	\$8.00	<100%	3.18%	8.26	\$8.00	<100%	2.50%	8.20	\$8.00	<100%
Public Works Code Article 2.1 Section 2.1.1 (c)	Display Merchandise Permit - Annual fee	\$135.00	<100%	3.18%	139.30	\$139.00	<100%	2.50%	142.48	\$142.00	<100%
Public Works Code Article 2.1 Section 2.1.1 (c)	Display Merchandise Permit - Inspection fee (per sq. ft.)	\$9.00	<100%	3.18%	9.29	\$9.00	<100%	2.50%	9.23	\$9.00	<100%
Public Works Code Article 2.1 Section 2.1.1 (d)	Street Improvement Permit - In right-of-way	\$1,261.00	<100%	3.18%	1,301.10	\$1,301.00	<100%	2.50%	1,333.53	\$1,334.00	<100%
Public Works Code Article 2.1 Section 2.1.1 (d)(i)	Street Improvement Permit - Sidewalk repair (per 100 sq. ft.)	\$19.00	<100%	3.18%	19.61	\$20.00	<100%	2.50%	20.50	\$21.00	<100%
Public Works Code Article 2.1 Section 2.1.1 (e)	Special Sidewalk Permit	\$451.00	<100%	3.18%	465.35	\$465.00	<100%	2.50%	476.63	\$477.00	<100%
Public Works Code Article 2.1 Section 2.1.1 (f)(i)	Automobile Driveway Permit - Standard	\$144.00	<100%	3.18%	148.58	\$149.00	<100%	2.50%	152.73	\$153.00	<100%
Public Works Code Article 2.1 Section 2.1.1 (f)(ii)	Automobile Driveway Permit - Overwide	\$1,162.00	100%	3.18%	1,198.96	\$1,199.00	100%	2.50%	1,228.98	\$1,229.00	100%
Public Works Code Article 2.1 Section 2.1.1 (h)(iii)	Automobile Driveway Permit - assessment (per sf)	\$4.00	n/a: assessment	3.18%	4.13	\$4.00	n/a: assessment	2.50%	4.10	\$4.00	n/a: assessment
Public Works Code Article 2.1 Section 2.1.1 (g)(i)	Pipe Barrier Permit - Standard	\$1,162.00	100%	3.18%	1,198.96	\$1,199.00	100%	2.50%	1,228.98	\$1,229.00	100%
Public Works Code Article 2.1 Section 2.1.1 (g)(ii)	Pipe Barrier Permit - Security bollard barrier	\$2,330.00	100%	3.18%	2,404.10	\$2,404.00	100%	2.50%	2,464.10	\$2,464.00	100%
Public Works Code Article 2.1 Section 2.1.1 (h)(i)	Sidewalk Encroachment Permit - Standard	\$1,125.00	<100%	3.18%	1,160.78	\$1,161.00	<100%	2.50%	1,190.03	\$1,190.00	<100%
Public Works Code Article 2.1 Section 2.1.1 (h)(iii)	Sidewalk Encroachment Permit -Standard (per sq. ft.)	\$4.00	n/a: assessment	3.18%	4.13	\$4.00	n/a: assessment	2.50%	4.10	\$4.00	n/a: assessment
Public Works Code Article 2.1 Section 2.1.1 (h)(ii)	Sidewalk Encroachment Permit - Underground storage tank abandonment	\$331.00	<100%	3.18%	341.53	\$342.00	<100%	2.50%	350.55	\$351.00	<100%
Public Works Code Article 2.1 Section 2.1.1 (h)(iii)	Sidewalk Encroachment Permit - Underground vault (right- of-way permit)	\$1,167.00	<100%	3.18%	1,204.12	\$1,204.00	<100%	2.50%	1,234.10	\$1,234.00	<100%

# Department of Public Works - Street Permits

Code Section	Fee Description	FY 2015-16 Fee (Rounded)	FY 2015-16 Estimated Cost Recovery	FY 2016-17 CPI	FY 2016-17 Fee with CPI Adjustment	FY 2016-17 Fee (Rounded)	FY 2016-17 Estimated Cost Recovery	FY 2017-18 CPI	FY 2017-18 Fee with CPI Adjustment	FY 2017-18 Fee (Rounded)	FY 2017-18 Estimated Cost Recovery
Public Works Code Article 2.1 Section 2.1.1 (h)(iii)	Sidewalk Encroachment Permit - Underground vault (per sq. ft.)	\$15.00	n/a: assessment	3.18%	15.48	\$15.00	n/a: assessment	2.50%	15.38	\$15.00	n/a: assessment
Public Works Code Article 2.1 Section 2.1.1 (i)(i)	Debris Box Permit - 7 Day	\$100.00	100%	3.18%	103.18	\$103.00	100%	2.50%	105.58	\$106.00	100%
Public Works Code Article 2.1 Section 2.1.1 (i)(ii)	Debris Box Permit - Annual	\$661.00	<100%	3.18%	682.02	\$682.00	<100%	2.50%	699.05	\$699.00	<100%
Public Works Code Article 2.1 Section 2.1.1 (i)	Street Encroachment Permit	\$4,367.00	100%	3.18%	4,505.88	\$4,506.00	100%	2.50%	4,618.65	\$4,619.00	100%
Public Works Code Article 2.1 Section 2.1.1 (k)	Commemorative Plaque Permit	\$1,393.00	100%	3.18%	1,437.30	\$1,437.00	100%	2.50%	1,472.93	\$1,473.00	100%
Public Works Code Article 2.1 Section 2.1.1 (l)	Permit associated with a Street Improvement Permit - Additional permits	\$160.00	100%	3.18%	165.09	\$165.00	100%	2.50%	169.13	\$169.00	100%
Public Works Code Article 2.1 Section 2.1.1 (m)	Permit per per subsections (d), (e) or (f) associated with a DPW Notice to Repair - per permit	\$421.00	100%	3.18%	434.39	\$434.00	100%	2.50%	444.85	\$445.00	100%
Public Works Code Article 2.1 Section 2.1.1 (n)	Permit per per subsections (e), (g) or (h)(i) associated with subdivision map approval - per permit	\$160.00	100%	3.18%	165.09	\$165.00	100%	2.50%	169.13	\$169.00	100%
Public Works Code Article 2.1 Section 2.1.1 (o)	Sidewalk width change fee	\$4,294.00	100%	3.18%	4,430.55	\$4,431.00	100%	2.50%	4,541.78	\$4,542.00	100%
Public Works Code Article 2.1 Section 2.1.1 (p)	Nighttime Work Permit	\$115.00	100%	3.18%	118.66	\$119.00	100%	2.50%	121.98	\$122.00	100%
Public Works Code Article 2.1 Section 2.1.1 (q)	Preapplication Meeting/Stuff Consultation Fee (first 2 hours)	\$405.00	100%	3.18%	417.88	\$418.00	100%	2.50%	428.45	\$428.00	100%
Public Works Code Article 2.1 Section 2.1.1 (q)	Preapplication Meeting/Stuff Consultation Fee (per each hour above 2 hours)	\$202.00	100%	3.18%	208.43	\$208.00	100%	2.50%	213.20	\$213.00	100%
Public Works Code Article 2.4 Section 2.4.41	Excavation project - Small - Administrative fee (per permit)	\$84.00	<100%	3.18%	86.68	\$87.00	<100%	2.50%	89.18	\$89.00	<100%
Public Works Code Article 2.4 Section 2.4.41	Excavation project - Medium - Administrative fee (per block)	\$106.00	<100%	3.18%	109.38	\$109.00	<100%	2.50%	111.73	\$112.00	<100%
Public Works Code Article 2.4 Section 2.4.41	Excavation project - Large - Administrative fee (per block)	\$141.00	<100%	3.18%	145.49	\$145.00	<100%	2.50%	148.63	\$149.00	<100%
Public Works Code Article 2.4 Section 2.4.42	Excavation project - Small - Inspection fee (per permit)	\$20.00	<100%	3.18%	20.64	\$21.00	<100%	2.50%	21.53	\$22.00	<100%
Public Works Code Article 2.4 Section 2.4.42	Excavation project - Medium - Inspection fee (per day)	\$70.00	<100%	3.18%	72.23	\$72.00	<100%	2.50%	73.80	\$74.00	<100%
Public Works Code Article 2.4 Section 2.4.42	Excavation project - Large - Inspection fee (per day)	\$103.00	<100%	3.18%	106.28	\$106.00	<100%	2.50%	108.65	\$109.00	<100%
Public Works Code Article 5.7 Section 184.78 (i)	Banner permit - Processing fee (per 20 banners)	\$83.00	<100%	3.18%	85.64	\$86.00	<100%	2.50%	88.15	\$88.00	<100%
Public Works Code Article 5.7 Section 184.78 (k)	Banner permit - Inspection fee (per 20 banners)	\$167.00	<100%	3.18%	172.32	\$172.00	<100%	2.50%	176.30	\$176.00	<100%
Public Works Code Article 5.8 Section 184.83 (a)	Mobile Food Facility Permit - New - Filing fee	\$139.00	<100%	3.18%	143.43	\$143.00	<100%	2.50%	146.58	\$147.00	<100%
Public Works Code Article 5.8 Section 184.83 (a)	Mobile Food Facility Permit - New - Notification fee (per location)	\$222.00	<100%	3.18%	229.06	\$229.00	<100%	2.50%	234.73	\$235.00	<100%

# Department of Public Works - Street Permits

Code Section	Fee Description	FY 2015-16 Fee (Rounded)	FY 2015-16 Estimated Cost Recovery	FY 2016-17 CPI	FY 2016-17 Fee with CPI Adjustment	FY 2016-17 Fee (Rounded)	FY 2016-17 Estimated Cost Recovery	FY 2017-18 CPI	FY 2017-18 Fee with CPI Adjustment	FY 2017-18 Fee (Rounded)	FY 2017-18 Estimated Cost Recovery
Public Works Code Article 5.8 Section 184.83 (a)	Mobile Food Facility Permit - New - Inspection fee (per location, up to 2 locations)	\$424.00	<100%	3.18%	437.49	\$437.00	<100%	2.50%	447.93	\$448.00	<100%
Public Works Code Article 5.8 Section 184.83 (a)	Mobile Food Facility Permit - New - Inspection fee (per location more than 2 locations)	\$212.00	<100%	3.18%	218.75	\$219.00	<100%	2.50%	224.48	\$224.00	<100%
Public Works Code Article 5.8 Section 184.83 (c)	Mobile Food Facility Permit - Modification - Filing fee	\$94.00	<100%	3.18%	96.99	\$97.00	<100%	2.50%	99.43	\$99.00	<100%
Public Works Code Article 5.8 Section 184.83 (c)	Mobile Food Facility Permit - Modification - Notification fee (per location)	\$222.00	<100%	3.18%	229.06	\$229.00	<100%	2.50%	234.73	\$235.00	<100%
Public Works Code Article 5.8 Section 184.83 (c)	Mobile Food Facility Permit - Modification - Inspection fee (per location)	\$212.00	<100%	3.18%	218.75	\$219.00	<100%	2.50%	224.48	\$224.00	<100%
Public Works Code Article 5.8 Section 184.83 (d)(1)	Mobile Food Facility Permit - Renewal - Filing fee (no violations)	\$139.00	<100%	3.18%	143.43	\$143.00	<100%	2.50%	146.58	\$147.00	<100%
Public Works Code Article 5.8 Section 184.83 (d)(1)	Mobile Food Facility Permit - Renewal - Additional Processing fee (violations)	\$177.00	<100%	3.18%	182.63	\$183.00	<100%	2.50%	187.58	\$188.00	<100%
Public Works Code Article 5.8 Section 184.83 (d)(1)	Mobile Food Facility Permit - Renewal - Inspection fee (violations, up to 2 locations)	\$638.00	<100%	3.18%	658.29	\$658.00	<100%	2.50%	674.45	\$674.00	<100%
Public Works Code Article 5.8 Section 184.83 (d)(1)	Mobile Food Facility Permit - Renewal - Inspection fee (violations, per location more than 2)	\$319.00	<100%	3.18%	329.15	\$329.00	<100%	2.50%	337.23	\$337.00	<100%
Public Works Code Article 15 Section 724.1 (a)	Temporary occupancy of street - Building construction (per month, per 20 linear feet)	\$17.00	<100%	3.18%	17.55	\$18.00	<100%	2.50%	18.45	\$18.00	<100%
Public Works Code Article 15 Section 724.1 (a)	Temporary occupancy of street - Building construction - Right-of-way assessment (per month, per 20 linear feet)	\$111.00	n/a: assessment	3.18%	114.53	\$115.00	n/a: assessment	2.50%	117.88	\$118.00	n/a: assessment
Public Works Code Article 15 Section 724.7	Additional Street Space - Processing New	\$451.00	<100%	3.18%	465.35	\$465.00	<100%	2.50%	476.63	\$477.00	<100%
Public Works Code Article 15 Section 724.7	Additional Street Space - Processing Renewal	\$255.00	<100%	3.18%	263.11	\$263.00	<100%	2.50%	269.58	\$270.00	<100%
Public Works Code Article 15 Section 724.7	Additional Street Space - R/W assessment (>80')	\$5.00	<100%	3.18%	5.16	\$5.00	<100%	2.50%	5.13	\$5.00	<100%
Public Works Code Article 15 Section 724.7	Additional Street Space - R/W assessment (80' and over)	\$13.00	<100%	3.18%	13.42	\$13.00	<100%	2.50%	13.33	\$13.00	<100%
Public Works Code Article 15 Section 7.24.1 (b)	Temporary occupancy of street - Other uses (per day)	\$64.00	100%	3.18%	66.04	\$66.00	100%	2.50%	67.65	\$68.00	100%
Public Works Code Article 16 Section 810B (c)	Sidewalk Landscape Permits - 1 property	\$258.00	<100%	3.18%	266.21	\$266.00	<100%	2.50%	272.65	\$273.00	<100%
Public Works Code Article 16 Section 810B (c)	Sidewalk Landscape Permits - 2-4 properties	\$222.00	<100%	3.18%	229.06	\$229.00	<100%	2.50%	234.73	\$235.00	<100%
Public Works Code Article 16 Section 810B (c)	Sidewalk Landscape Permits - 5+ properties	\$192.00	<100%	3.18%	198.11	\$198.00	<100%	2.50%	202.95	\$203.00	<100%
Public Works Code Article 16 Section 806 (b)(3)(A)(iii)	Tree removal permit application fee - non construction for 1-3 trees	\$348.00	<100%	3.18%	359.07	\$359.00	<100%	2.50%	367.98	\$368.00	<100%
Public Works Code Article 16 Section 806 (b)(3)(A)(iii)	Tree removal permit application fee - construction related for 1-3 trees	\$701.00	<100%	3.18%	723.30	\$723.00	<100%	2.50%	741.08	\$741.00	<100%
Public Works Code Article 16 Section 806 (b)(3)(A)(iii)	Tree removal permit application fee - for 4-9 trees	\$933.00	<100%	3.18%	962.67	\$963.00	<100%	2.50%	987.08	\$987.00	<100%
Public Works Code Article 16 Section 806 (b)(3)(A)(iii)	Tree removal permit application fee - for 10 or more trees	\$1,402.00	<100%	3.18%	1,446.59	\$1,447.00	<100%	2.50%	1,483.18	\$1,483.00	<100%

# Department of Public Works - Street Permits

		FY 2015-16 Fee (Rounded)	FY 2015-16 Estimated Cost Recovery	FY 2016-17 CPI	FY 2016-17 Fee with CPI Adjustment	FY 2016-17 Fee (Rounded)	FY 2016-17 Estimated Cost Recovery	FY 2017-18 CPI	FY 2017-18 Fee with CPI Adjustment	FY 2017-18 Fee (Rounded)	FY 2017-18 Estimated Cost Recovery
Code Section	Fee Description										
Public Works Code Article 15 Section 726 (b)	Mobile Storage Containers (Annual)	\$639.00	<100%	3.18%	659.33	\$659.00	<100%	2.50%	675.48	\$675.00	<100%
Public Works Code Article 15 Section 726 (c)	Mobile Storage Containers (1 day)	\$64.00	<100%	3.18%	66.04	\$66.00	<100%	2.50%	67.65	\$68.00	<100%
Public Works Code Article 15 Section 726 (c)	Mobile Storage Containers (2-3 days)	\$128.00	<100%	3.18%	132.08	\$132.00	<100%	2.50%	135.30	\$135.00	<100%
Public Works Code Article 15 Section 726 (c)	Mobile Storage Containers (4+ days) for first 3 days	\$128.00	<100%	3.18%	132.08	\$132.00	<100%	2.50%	135.30	\$135.00	<100%
Public Works Code Article 15 Section 726 (c)	Mobile Storage Containers (4+ days) for each additional day above 3 per container	\$64.00	<100%	3.18%	66.04	\$66.00	<100%	2.50%	67.65	\$68.00	<100%

Ben Rosenfield  
ControllerTodd Rydstrom  
Deputy Controller

## M E M O R A N D U M

**TO:** Department of Public Works

**FROM:** Michelle Allersma, Director of Budget & Analysis  
Controller's Office

**CC:** The Honorable Board of Supervisors  
Clerk of the Board

**DATE:** July 1, 2016

**SUBJECT:** Subdivision Fees – Municipal Code Authorized Fee Increases

The San Francisco Subdivision Code Division 1, Article 3, Section 1315 authorizes the Controller to adjust the subdivision fees to reflect changes in the relevant Consumer Price Index (CPI) without further action by the Board of Supervisors. The CPI adjustment factor for fee increases effective July 1, 2016 is 3.18%, and 2.50% for fee increases effective July 1, 2017 based on Bureau of Labor Statistics data for CPI-All Urban Consumers for the San Francisco-Oakland-San Jose, CA area. Administratively, the Controller grants departments the authority to round new fees to the nearest dollar, half dollar, or quarter, as appropriate. Applicable code sections may be found online here:

[http://www.amlegal.com/nxt/gateway.dll/California/subdivision/division1subdivisioncode/article3generalproceduralprovisions?f=templates\\$fn=default.htm\\$3.0\\$vid=amlegal:sanfrancisco\\_ca\\$sanc=JD\\_1315](http://www.amlegal.com/nxt/gateway.dll/California/subdivision/division1subdivisioncode/article3generalproceduralprovisions?f=templates$fn=default.htm$3.0$vid=amlegal:sanfrancisco_ca$sanc=JD_1315).

Please review the attached Fee Schedule and notify us of any further changes or updates. Based on the data submitted to the Controller, we have noted projected fee cost recoveries on the attached schedule. No fees appear to recover significantly more than the costs of providing the services.

Attachments: Fee Schedule

cc: Budget Analyst  
Mayor's Budget Office  
Public Works, Chief Fiscal Officer

# Department of Public Works - Subdivision Fees

Code Section	Fee Description	FY 2015-16 Fee (Rounded)	FY 2015-16 Estimated Cost Recovery	FY 2016-17 CPI	FY 2016-17 Fee with CPI Adjustment	FY 2016-17 Fee (Rounded)	FY 2016-17 Estimated Cost Recovery	FY 2017-18 CPI	FY 2017-18 Fee with CPI Adjustment	FY 2017-18 Fee (Rounded)	FY 2017-18 Estimated Cost Recovery
Subdivision Code Division 1 Article 3 Sec 1315 (a)	Air Space - up to four lots	\$10,525.00	100%	3.18%	10,859.23	\$10,859.00	100%	2.50%	11,130.71	\$11,131.00	100%
Subdivision Code Division 1 Article 3 Sec 1315 (a)	Air Space - each additional lot (5 or more lots)	\$613.00	100%	3.18%	632.05	\$632.00	100%	2.50%	647.85	\$648.00	100%
Subdivision Code Division 1 Article 3 Sec 1315 (a)	Lot Subdivision Final Map	\$10,328.00	100%	3.18%	10,655.95	\$10,656.00	100%	2.50%	10,922.35	\$10,922.00	100%
Subdivision Code Division 1 Article 3 Sec 1315 (a)	Condominium Conversion	\$10,204.00	100%	3.18%	10,528.21	\$10,528.00	100%	2.50%	10,791.41	\$10,791.00	100%
Subdivision Code Division 1 Article 3 Sec 1315 (a)	Parcel Map	\$9,425.00	100%	3.18%	9,725.09	\$9,725.00	100%	2.50%	9,968.22	\$9,968.00	100%
Subdivision Code Division 1 Article 3 Sec 1315 (a)	Lot Merger Re-subdivision	\$8,498.00	100%	3.18%	8,768.69	\$8,769.00	100%	2.50%	8,987.91	\$8,988.00	100%
Subdivision Code Division 1 Article 3 Sec 1315 (a)	Amended Map	\$3,310.00	100%	3.18%	3,415.72	\$3,416.00	100%	2.50%	3,501.12	\$3,501.00	100%
Subdivision Code Division 1 Article 3 Sec 1315 (a)	Lot Line Adjustment	\$3,310.00	100%	3.18%	3,415.72	\$3,416.00	100%	2.50%	3,501.12	\$3,501.00	100%
Subdivision Code Division 1 Article 3 Sec 1315 (a)	Lot Merger Re-subdivision	\$3,160.00	100%	3.18%	3,260.21	\$3,260.00	100%	2.50%	3,341.72	\$3,342.00	100%
Subdivision Code Division 1 Article 3 Sec 1315 (a)	Certificate of Compliance	\$2,618.00	100%	3.18%	2,701.48	\$2,701.00	100%	2.50%	2,769.01	\$2,769.00	100%
Subdivision Code Division 1 Article 3 Sec 1315 (a)	Certificate of Correction	\$2,618.00	100%	3.18%	2,701.48	\$2,701.00	100%	2.50%	2,769.01	\$2,769.00	100%
Subdivision Code Division 1 Article 3 Sec 1315 (a)	Record of Survey	\$620.00	100%	3.18%	639.82	\$640.00	100%	2.50%	655.82	\$656.00	100%
Subdivision Code Division 1 Article 3 Sec 1315 (b)	Cost of Appeal under Section 1314	\$306.00	100%	3.18%	315.47	\$315.00	100%	2.50%	323.36	\$323.00	100%
Subdivision Code Division 1 Article 3 Sec 1315 (e)(2)	DBI Review Fee	\$409.00	100%	3.18%	422.11	\$422.00	100%	2.50%	432.66	\$433.00	100%



Ben Rosenfield  
Controller

Todd Rydstrom  
Deputy Controller

## MEMORANDUM

**TO:** Recreation & Park Department

**FROM:** Michelle Allersma, Director of Budget & Analysis *MA*  
Controller's Office

**CC:** The Honorable Board of Supervisors  
Clerk of the Board

**DATE:** July 8, 2016

**SUBJECT:** Recreation & Park Fees – Municipal Code Authorized Fee Increases

The San Francisco Park Code Article 12, Section 12.20 authorizes the Controller to adjust the fees set in Article 12 to reflect changes in the relevant Consumer Price Index (CPI) without further action by the Board of Supervisors. The CPI adjustment factor for fee increases effective July 1, 2016 is 3.18%, and 2.50% for fee increases effective July 1, 2017 based on Bureau of Labor Statistics data for CPI-All Urban Consumers for the San Francisco-Oakland-San Jose, CA area. Administratively, the Controller grants departments the authority to round new fees to the nearest dollar, half dollar, or quarter, as appropriate. Applicable code section may be found online here:

[http://library.amlegal.com/nxt/gateway.dll/California/park/article12fees?f=templates\\$fn=default.htm\\$3.0\\$vid=amlegal:sanfrancisco\\_ca\\$sanc=JD\\_12.20](http://library.amlegal.com/nxt/gateway.dll/California/park/article12fees?f=templates$fn=default.htm$3.0$vid=amlegal:sanfrancisco_ca$sanc=JD_12.20)

Please review the attached Fee Schedule and notify us of any further changes or updates. Based on the data submitted to the Controller, fees that produce revenue significantly more than the costs of providing services are described in the Fee Revenue Detail attachment.

Attachments: Fee Schedule  
Fee Revenue Detail Table

cc: Budget Analyst  
Mayor's Budget Office  
Recreation & Park, Chief Fiscal Officer

TABLE 2 - CONTINUING FEES

Fiscal Year 2015-16									Fiscal Year 2016-17			Fiscal Year 2017-18			
Item	Status	Description	Code	CPI	Subobj	Index Code	Unit Basis (e.g., per sq. ft./)	Fee	Cost Recovery	Fee	Rounded Fee	Estimated Recovery	Fee	Rounded Fee	Estimated Recovery
PROGRAM - GOLDEN GATE PARK															
1	C	Carousel Admission	Sec 12.09	Yes	62611	RECGGPGF	Admissions		> 100%			> 100%			> 100%
		Children 5 & under free accompanied by adult						Free		Free	Free		Free	Free	
		Children 12 and under						\$0.60		\$0.62	\$1.00		\$0.63	\$1.00	
		Adults						\$1.80		\$1.86	\$2.00		\$1.90	\$2.00	
2	C	Botanical Garden	Sec 12.46d	Yes	62611	RECBOTANICAL	Admissions		< 100%			< 100%			< 100%
		Adults						\$7.87		\$8.13	\$8.00		\$8.33	\$8.00	
		Youth/Seniors						\$5.62		\$5.80	\$6.00		\$5.95	\$6.00	
		Child						\$2.25		\$2.32	\$2.00		\$2.38	\$2.00	
		Family						\$16.87		\$17.41	\$17.00		\$17.85	\$18.00	
3	C	Japanese Tea Garden	Sec 12.05a	Yes	62611	RECGGPGF	Admissions		> 100%			> 100%			> 100%
		Adult - SF resident						\$5.77		\$5.96	\$6.00		\$6.10	\$6.00	
		Senior - SF resident						\$3.46		\$3.57	\$4.00		\$3.66	\$4.00	
		Children, 3-11 years, - SF resident						\$2.31		\$2.38	\$2.00		\$2.44	\$2.00	
		Youth, 12-17 years, - SF resident						\$3.46		\$3.57	\$4.00		\$3.66	\$4.00	
		Senior - Non Resident						\$5.77		\$5.96	\$6.00		\$6.10	\$6.00	
		Adult - Non Resident						\$8.08		\$8.34	\$8.00		\$8.55	\$9.00	
		Youth - Non Resident						\$5.77		\$5.96	\$6.00		\$6.10	\$6.00	
		Child - Non Resident						\$2.31		\$2.38	\$2.00		\$2.44	\$2.00	
		Wedding - Reservation fee, plus hourly rate						\$346.36		\$357.38	\$357.00		\$366.31	\$366.00	
		Wedding - hourly rate, plus reservation fee						\$115.45		\$119.13	\$119.00		\$122.10	\$122.00	
		Commission to designate 3 free hours per week													
4	C	Tennis Fees	Commission prior to 1996	No	62641	RECGGPGF	Court Use/ Lesson		< 100%			< 100%			< 100%
		Adult - Walk On, Weekday						\$4.00		\$4.00	\$4.00		\$4.00	\$4.00	
		Adult - Walk On, Evening & Weekend						\$5.00		\$5.00	\$5.00		\$5.00	\$5.00	
		Adult - Reserved Court						\$6.00		\$6.00	\$6.00		\$6.00	\$6.00	
		Senior - Walk On, Weekday						\$2.00		\$2.00	\$2.00		\$2.00	\$2.00	
		Senior - Walk On, Evening & Weekend						\$2.00		\$2.00	\$2.00		\$2.00	\$2.00	
		Senior - Reserved Court						\$2.00		\$2.00	\$2.00		\$2.00	\$2.00	
		Youth - Walk on, Weekday						\$2.00		\$2.00	\$2.00		\$2.00	\$2.00	
		Youth - Walk on, Evening & Weekend						\$2.00		\$2.00	\$2.00		\$2.00	\$2.00	
		Youth - Reserved Court						\$2.00		\$2.00	\$2.00		\$2.00	\$2.00	
		Tournament/League Play - Weekday 90 min						\$15.00		\$15.00	\$15.00		\$15.00	\$15.00	
		Tournament/League Play - Weekday Eve 90min						\$15.00		\$15.00	\$15.00		\$15.00	\$15.00	
		Tournament/League Play - Weekend 90 min						\$15.00		\$15.00	\$15.00		\$15.00	\$15.00	
5	C	Tennis Pro Lesson	Sec 12.41b	No	62641	RECGGPGF	Court Use/ Lesson		< 100%			< 100%			< 100%
		60 Min Individual/Private - Tier 1 instructor						\$75.83		\$78.24	\$78.00		\$80.20	\$80.00	
		30 Min Individual/Private - Tier 1 instructor						\$43.18		\$44.55	\$45.00		\$45.67	\$46.00	
		60 Min 2 person - Tier 1 instructor, fee is per person						\$37.91		\$39.12	\$39.00		\$40.10	\$40.00	
		60 Min Group Adult - Tier 1 instructor, fee is per person						\$23.17		\$23.91	\$24.00		\$24.50	\$25.00	
		60 Min Group Junior - Tier 1 instructor, fee is per person						\$18.96		\$19.56	\$20.00		\$20.05	\$20.00	
		30 Min Individual/Private - Tier 2 instructor						\$37.91		\$39.12	\$39.00		\$40.10	\$40.00	
		60 Min Individual/Private - Tier 2 instructor						\$69.51		\$71.72	\$72.00		\$73.51	\$74.00	
		Cancellation Fee (less than 24 hrs)									25% of lesson fee			25% of lesson fee	

6	C	Kezar Parking	Sec 12.08a	Yes	35225	RECGPGF	Time at lot		> 100%			> 100%			> 100%
		0-1 hour					\$2.89			\$2.98	\$3.00		\$3.05	\$3.00	
		1-2 hours					\$5.77			\$5.96	\$6.00		\$6.10	\$6.00	
		2-3 hours					\$8.08			\$8.34	\$8.00		\$8.55	\$9.00	
		3-4 hours					\$11.54			\$11.91	\$12.00		\$12.21	\$12.00	
		4-5 hours					\$13.85			\$14.29	\$14.00		\$14.65	\$15.00	
		5-6 hours					\$16.16			\$16.67	\$17.00		\$17.09	\$17.00	
		6-7 hours					\$18.47			\$19.06	\$19.00		\$19.53	\$20.00	
		7-12 hours					\$20.78			\$21.44	\$21.00		\$21.97	\$22.00	
		Special Event Parking					\$11.54			\$11.91	\$12.00		\$12.21	\$12.00	
		Validation					\$1.55			\$1.60	\$2.00		\$1.64	\$2.00	
		Monthly - Resident Rate					\$180.10			\$185.82	\$186.00		\$190.47	\$190.00	
		Commercial Rate - 5 days per week, M-F					\$208.53			\$215.16	\$215.00		\$220.54	\$221.00	
		Monthly - Senior Rate					\$69.26			\$71.46	\$71.00		\$73.25	\$73.00	
		Lost Ticket Fee					\$20.78			\$21.44	\$21.00		\$21.97	\$22.00	
		Validated Ticket Books (100 Stickers per book)					\$173.15			\$178.65	\$179.00		\$183.12	\$183.00	
		Other RecPark Property - hourly rate, maximum					\$0.58			\$0.60	\$1.00		\$0.61	\$1.00	
7	C	County Fair Building and Botanical Garden Facility Rentals	Sec 12.46c	Yes	35351	RECGPGF	Rental		< 100%			< 100%			< 100%
		Garden Club Room Garden Club Fee Reservation Fee					\$11.55			\$11.91	\$12.00		\$12.21	\$12.00	
		Garden Club Room Garden Club Fee Hourly Rate					\$5.77			\$5.96	\$6.00		\$6.11	\$6.00	
		Garden Club Fee Individual or Nonprofit Reservation Fee					\$28.86			\$29.78	\$30.00		\$30.53	\$31.00	
		Garden Club Fee Individual or Nonprofit Hourly Rate					\$11.55			\$11.91	\$12.00		\$12.21	\$12.00	
		Garden Club Fee Corporate Event Reservation Fee					\$115.45			\$119.13	\$119.00		\$122.10	\$122.00	
		Garden Club Fee Corporate Event Hourly Rate					\$34.64			\$35.74	\$36.00		\$36.63	\$37.00	
		Recreation Room Garden Club Fee Reservation Fee					\$11.55			\$11.91	\$12.00		\$12.21	\$12.00	
		Recreation Room Garden Club Fee Hourly Rate					\$11.55			\$11.91	\$12.00		\$12.21	\$12.00	
		Recreation Fee Individual or Nonprofit Reservation Fee					\$28.86			\$29.78	\$30.00		\$30.53	\$31.00	
		Recreation Fee Individual or Nonprofit Hourly Rate					\$28.86			\$29.78	\$30.00		\$30.53	\$31.00	
		Recreation Fee Corporate Event Reservation Fee					\$115.45			\$119.13	\$119.00		\$122.10	\$122.00	
		Recreation Fee Corporate Event Hourly Rate					\$69.27			\$71.48	\$71.00		\$73.26	\$73.00	
		Auditorium Garden Club Fee Reservation Fee					\$28.86			\$29.78	\$30.00		\$30.53	\$31.00	
		Auditorium Garden Club Fee Hourly Rate					\$23.09			\$23.83	\$24.00		\$24.42	\$24.00	
		Auditorium Fee Individual or Nonprofit Reservation Fee					\$57.73			\$59.56	\$60.00		\$61.05	\$61.00	
		Auditorium Fee Individual or Nonprofit Hourly Rate					\$46.18			\$47.65	\$48.00		\$48.84	\$49.00	
		Auditorium Fee Corporate Event Reservation Fee					\$173.18			\$178.69	\$179.00		\$183.16	\$183.00	
		Auditorium Fee Corporate Event Hourly Rate					\$103.91			\$107.21	\$107.00		\$109.89	\$110.00	
		Gallery Garden Club Fee Reservation Fee					\$28.86			\$29.78	\$30.00		\$30.53	\$31.00	
		Gallery Garden Club Fee Hourly Rate					\$34.64			\$35.74	\$36.00		\$36.63	\$37.00	
		Gallery Individual or Nonprofit Reservation Fee					\$57.73			\$59.56	\$60.00		\$61.05	\$61.00	
		Gallery Individual or Nonprofit Hourly Rate					\$86.59			\$89.34	\$89.00		\$91.58	\$92.00	
		Gallery Corporate Event Reservation Fee					\$173.18			\$178.69	\$179.00		\$183.16	\$183.00	
		Gallery Corporate Event Hourly Rate					\$207.82			\$214.43	\$214.00		\$219.79	\$220.00	
		Entire Facility Garden Club Fee Reservation Fee					\$40.41			\$41.69	\$42.00		\$42.74	\$43.00	
		Entire Facility Garden Club Fee Hourly Rate					\$69.27			\$71.48	\$71.00		\$73.26	\$73.00	
		Entire Facility Individual or Nonprofit Reservation Fee					\$86.59			\$89.34	\$89.00		\$91.58	\$92.00	
		Entire Facility Individual or Nonprofit Hourly Rate					\$161.64			\$166.78	\$167.00		\$170.95	\$171.00	
		Entire Facility Corporate Event Reservation Fee					\$173.18			\$178.69	\$179.00		\$183.16	\$183.00	
		Entire Facility Corporate Event Hourly Rate					\$450.27			\$464.59	\$465.00		\$476.21	\$476.00	
		Commercial Kitchen Garden Club Fee Reservation Fee					\$0.00			\$0.00	\$0.00		\$0.00	\$0.00	
		Commercial Kitchen Garden Club Fee Hourly Rate					\$5.77			\$5.96	\$6.00		\$6.11	\$6.00	
		Commercial Kitchen Individual or Nonprofit Reservation Fee					\$0.00			\$0.00	\$0.00		\$0.00	\$0.00	
		Commercial Kitchen Individual or Nonprofit Hourly Rate					\$17.32			\$17.87	\$18.00		\$18.32	\$18.00	
		Commercial Kitchen Corporate Event Reservation Fee					\$0.00			\$0.00	\$0.00		\$0.00	\$0.00	
		Commercial Kitchen Corporate Event Hourly Rate					\$34.64			\$35.74	\$36.00		\$36.63	\$37.00	
		Patio Garden Club Fee Reservation Fee					\$0.00			\$0.00	\$0.00		\$0.00	\$0.00	
		Patio Garden Club Fee Hourly Rate					\$5.77			\$5.96	\$6.00		\$6.11	\$6.00	
		Patio Individual or Nonprofit Reservation Fee					\$0.00			\$0.00	\$0.00		\$0.00	\$0.00	
		Patio Individual or Nonprofit Hourly Rate					\$17.32			\$17.87	\$18.00		\$18.32	\$18.00	
		Patio Corporate Event Reservation Fee					\$0.00			\$0.00	\$0.00		\$0.00	\$0.00	

		Patio Corporate Event Hourly Rate	\$34.64		\$35.74	\$36.00		\$36.63	\$37.00	
		Courtyard Garden Club Fee Reservation Fee	\$0.00		\$0.00	\$0.00		\$0.00	\$0.00	
		Courtyard Garden Club Fee Hourly Rate	\$11.55		\$11.91	\$12.00		\$12.21	\$12.00	
		Courtyard Individual or Nonprofit Reservation Fee	\$0.00		\$0.00	\$0.00		\$0.00	\$0.00	
		Courtyard Individual or Nonprofit Hourly Rate	\$34.64		\$35.74	\$36.00		\$36.63	\$37.00	
		Courtyard Corporate Event Reservation Fee	\$0.00		\$0.00	\$0.00		\$0.00	\$0.00	
		Courtyard Corporate Event Hourly Rate	\$103.91		\$107.21	\$107.00		\$109.89	\$110.00	
		Demonstration Garden Individual or Non Profit Reservation Fee	\$288.64		\$297.82	\$298.00		\$305.26	\$305.00	
		Demonstration Garden Individual or Non Profit Hourly Rate	\$432.96		\$446.72	\$447.00		\$457.89	\$458.00	
		Demonstration Garden Corporate Event Reservation Fee	\$577.27		\$595.63	\$596.00		\$610.52	\$611.00	
		Demonstration Garden Corporate Event Hourly Rate	\$865.91		\$893.45	\$893.00		\$915.78	\$916.00	
		Fragrance Garden Individual or Non Profit Reservation Fee	\$288.64		\$297.82	\$298.00		\$305.26	\$305.00	
		Fragrance Garden Individual or Non Profit Hourly Rate	\$432.96		\$446.72	\$447.00		\$457.89	\$458.00	
		Fragrance Garden Corporate Event Reservation Fee	\$577.27		\$595.63	\$596.00		\$610.52	\$611.00	
		Fragrance Garden Corporate Event Hourly Rate	\$865.91		\$893.45	\$893.00		\$915.78	\$916.00	
		Redwood Grove Individual or Non Profit Reservation Fee	\$288.64		\$297.82	\$298.00		\$305.26	\$305.00	
		Redwood Grove Individual or Non Profit Hourly Rate	\$432.96		\$446.72	\$447.00		\$457.89	\$458.00	
		Redwood Grove Corporate Event Reservation Fee	\$577.27		\$595.63	\$596.00		\$610.52	\$611.00	
		Redwood Grove Corporate Event Hourly Rate	\$865.91		\$893.45	\$893.00		\$915.78	\$916.00	
		Rhododendron Garden Individual or Non Profit Reservation Fee	\$288.64		\$297.82	\$298.00		\$305.26	\$305.00	
		Rhododendron Garden Individual or Non Profit Hourly Rate	\$432.96		\$446.72	\$447.00		\$457.89	\$458.00	
		Rhododendron Garden Corporate Event Reservation Fee	\$577.27		\$595.63	\$596.00		\$610.52	\$611.00	
		Rhododendron Garden Corporate Event Hourly Rate	\$865.91		\$893.45	\$893.00		\$915.78	\$916.00	
		Fountain Plaza Individual or Non Profit Reservation Fee	\$865.91		\$893.45	\$893.00		\$915.78	\$916.00	
		Fountain Plaza Individual or Non Profit Hourly Rate	\$1,010.23		\$1,042.36	\$1,042.00		\$1,068.41	\$1,068.00	
		Fountain Plaza Corporate Event Reservation Fee	\$1,731.82		\$1,786.90	\$1,787.00		\$1,831.57	\$1,832.00	
		Fountain Plaza Corporate Event Hourly Rate	\$2,020.46		\$2,084.71	\$2,085.00		\$2,136.83	\$2,137.00	
		Great Meadow Individual or Non Profit Reservation Fee	\$865.91		\$893.45	\$893.00		\$915.78	\$916.00	
		Great Meadow Individual or Non Profit Hourly Rate	\$1,010.23		\$1,042.36	\$1,042.00		\$1,068.41	\$1,068.00	
		Great Meadow Corporate Event Reservation Fee	\$1,731.82		\$1,786.90	\$1,787.00		\$1,831.57	\$1,832.00	
		Great Meadow Corporate Event Hourly Rate	\$2,020.46		\$2,084.71	\$2,085.00		\$2,136.83	\$2,137.00	
		Zellerback Garden Individual or Non Profit Reservation Fee	\$865.91		\$893.45	\$893.00		\$915.78	\$916.00	
		Zellerback Garden Individual or Non Profit Hourly Rate	\$1,010.23		\$1,042.36	\$1,042.00		\$1,068.41	\$1,068.00	
		Zellerback Garden Corporate Event Reservation Fee	\$1,731.82		\$1,786.90	\$1,787.00		\$1,831.57	\$1,832.00	
		Zellerback Garden Corporate Event Hourly Rate	\$2,020.46		\$2,084.71	\$2,085.00		\$2,136.83	\$2,137.00	
8	C	GGP Concourse Underground Parking      Sec. 12.35      Yes		> 100%			> 100%			> 100%
		Weekday, fee is per hour	\$4.84		\$4.99	\$5.00		\$5.12	\$5.00	
		Weekday, maximum fee	\$28.12		\$29.02	\$29.00		\$29.74	\$30.00	
		Weekend, fee is per hour	\$5.38		\$5.55	\$6.00		\$5.69	\$6.00	
		Weekend, maximum fee	\$31.50		\$32.50	\$33.00		\$33.31	\$33.00	
		After 6 p.m.	\$16.15		\$16.66	\$17.00		\$17.08	\$17.00	
		Monthly Parking	\$224.99		\$232.15	\$232.00		\$237.95	\$238.00	

		Fiscal Year 2015-16							Fiscal Year 2016-17			Fiscal Year 2017-18			
Item	Status	Description	Code	CPI	Subobj	Index Code	Unit Basis (e.g., per sq. ft./)	Fee	Cost Recovery	Fee	Rounded Fee	Estimated Recovery	Fee	Rounded Fee	Estimated Recovery
		PROGRAM - CITYWIDE SERVICES													
1	C	Coit Tower Admission	Sec 12.06a	Yes	62611	RECCITYWIDE	Admission		> 100%			> 100%			> 100%
		Adult						\$5.77		\$5.96	\$6.00		\$6.11	\$6.00	
		Adult Non-Resident						\$7.87		\$8.13	\$8.00		\$8.33	\$8.00	
		Senior						\$3.46		\$3.57	\$4.00		\$3.66	\$4.00	
		Senior Non-Resident						\$5.62		\$5.80	\$6.00		\$5.95	\$6.00	
		Youth 12-17 years						\$3.46		\$3.57	\$4.00		\$3.66	\$4.00	
		Youth 12-17 years, Non-Resident						\$5.62		\$5.80	\$6.00		\$5.95	\$6.00	
		Child (5-11 years)						\$1.73		\$1.79	\$2.00		\$1.83	\$2.00	
		Child (5-11 years), Non-Resident						\$2.25		\$2.32	\$2.00		\$2.38	\$2.00	
		Audio Tours - rental with entrance fee						\$1.24		\$1.27	\$1.00		\$1.31	\$1.00	
		Audio Tours - rental without entrance fee						\$3.71		\$3.82	\$4.00		\$3.92	\$4.00	
2	C	Stadium Rentals	Sec 12.42	Yes	35351	RECCITYWIDE	Rental		< 100%			< 100%			< 100%
		The General Manager is authorized to enter into short-term, not to exceed 14 cumulative days, revocable license agreements, for the use of Kezar Stadium, Kezar Pavilion, Boxer Stadium and the Stadium at Candlestick Point at rates that reflect market rates for comparable events at comparable Bay Area venues, provided that prior to the commencement of the license the licensee shall tender in full all sums due under the license and shall provide to the City a sufficient security deposit, in the form of cash, a letter of credit or other instrument, to protect the City in the event of loss or damage to the City in connection with the license.													
3	C	Conservatory of Flowers	Sec 12.34	Yes			Admission		< 100%			< 100%			< 100%
		Conservatory of Flowers Admission - adult SF Resident						\$5.77		\$5.96	\$6.00		\$6.10	\$6.00	
		Conservatory of Flowers Admission - adult Non-Resident						\$8.08		\$8.34	\$8.00		\$8.55	\$9.00	
		Conservatory of Flowers Admission - youth & seniors SF Resident						\$3.46		\$3.57	\$4.00		\$3.66	\$4.00	
		Conservatory of Flowers Admission - youth & seniors Non-Resident						\$5.77		\$5.96	\$6.00		\$6.10	\$6.00	
		Conservatory of Flowers Admission - children 5-11 SF Resident						\$1.73		\$1.79	\$2.00		\$1.83	\$2.00	
		Conservatory of Flowers Admission - children 5-11 Non-Resident						\$2.31		\$2.38	\$2.00		\$2.44	\$2.00	
		Conservatory of Flowers Rental Fees - After Hours Tours						\$692.73		\$714.76	\$715.00		\$732.63	\$733.00	
		Conservatory of Flowers Rental Fees - Event						\$1,443.19		\$1,489.08	\$1,489.00		\$1,526.31	\$1,526.00	
		Conservatory of Flowers Special Tours for Garden Club, Botanical Garden, or University Botanical Program' fee is per person						\$3.46		\$3.57	\$4.00		\$3.66	\$4.00	
		Conservatory & Reception Space Rental Fees - Wedding ceremony						\$3,463.65		\$3,573.79	\$3,574.00		\$3,663.13	\$3,663.00	
		Conservatory & Reception Space Rental Fees - Wedding ceremony & Reception						\$1,674.10		\$1,727.33	\$1,727.00		\$1,770.52	\$1,771.00	
		Conservatory & Reception Space Rental Fees - Corporate Event						\$1,731.82		\$1,786.90	\$1,787.00		\$1,831.57	\$1,832.00	
		Conservatory & Reception Space Rental Fees - All Other Events						\$1,443.19		\$1,489.08	\$1,489.00		\$1,526.31	\$1,526.00	
		Conservatory & Reception Space Rental Fees - Children's (5 to 13) Birthday Party						\$230.91		\$238.25	\$238.00		\$244.21	\$244.00	
4	C	Athletic Field Reservation	Sec 12.36	Yes	62691	RECCITYWIDE	Reservation		< 100%			< 100%			< 100%
		Facility Fee Per Hour S.F. Residents						\$28.86		\$29.78	\$30.00		\$30.52	\$31.00	
		Facility Fee Per Hour Non Residents						\$75.03		\$77.42	\$77.00		\$79.35	\$79.00	
		Facility Fee Per Hour, Not-for-profit						\$28.86		\$29.78	\$30.00		\$30.52	\$31.00	
		Facility Fee Per Hour For-profit						\$75.03		\$77.42	\$77.00		\$79.35	\$79.00	
		Lighted per Hour						\$11.54		\$11.91	\$12.00		\$12.21	\$12.00	
		Exclusive Use/ Tournaments, per day						\$51.94		\$53.60	\$54.00		\$54.94	\$55.00	
		Baselines for Softball, baseball, per booking						\$69.26		\$71.46	\$71.00		\$73.25	\$73.00	
		Fieldlines per booking						\$138.52		\$142.92	\$143.00		\$146.50	\$146.00	
		Gaelic Football, per booking						\$207.78		\$214.38	\$214.00		\$219.74	\$220.00	
		Football (5 yards), per booking						\$184.69		\$190.56	\$191.00		\$195.33	\$195.00	
		Application for Not for Profit Certification						\$288.64		\$297.82	\$298.00		\$305.26	\$305.00	
5	C	Lake Merced Boat Storage	Sec 12.38	Yes	35499	RECCITYWIDE	Per Boat		> 100%			> 100%			> 100%
		Boat Storage (per boat)						\$31.50		\$32.50	\$33.00		\$33.31	\$33.00	

6	C	Photo Center Fees	Sec 12.29	Yes	62681	RECCITYWIDE	Membership		< 100%			< 100%			< 100%
		Adult Annual Membership, Unlimited use						\$310.03		\$319.89	\$320.00		\$327.89	\$328.00	
		Youth Annual Membership, Unlimited use						\$155.02		\$159.95	\$160.00		\$163.94	\$164.00	
		Adult - 6 months membership fee						\$62.01		\$63.98	\$64.00		\$65.58	\$66.00	
		Each time use with membership						\$6.20		\$6.40	\$6.00		\$6.56	\$7.00	
		Junior (under 18) - 6 months membership fee						\$31.00		\$31.99	\$32.00		\$32.79	\$33.00	
		Each time use with membership						\$6.20		\$6.40	\$6.00		\$6.56	\$7.00	
		Senior (62 and over) - 6 months membership fee						\$31.00		\$31.99	\$32.00		\$32.79	\$33.00	
		Each time use with membership						\$6.20		\$6.40	\$6.00		\$6.56	\$7.00	
7	C	Stern Grove Clubhouse/Trocadero Rental	Sec 12.21(a)	Yes	35351	RECPERMITSGF	Rental		< 100%			< 100%			< 100%
		Monday - Thursday - fee is hourly rate, six (6) hour minimum rental						\$138.52		\$142.92	\$143.00		\$146.50	\$146.00	
		Friday - Sunday - fee is hourly rate, six (6) hour minimum rental						\$161.60		\$166.74	\$167.00		\$170.91	\$171.00	
		Legal Holidays - fee is hourly rate, six (6) hour minimum rental						\$161.60		\$166.74	\$167.00		\$170.91	\$171.00	
8	C	Facilities Rental	Sec 12.21(b)	Yes	35351	RECPERMITSGF	Rental		< 100%			< 100%			< 100%
		Class AAA Clubhouses Fee is per hour, two hour minimum PLUS staff time at prevailing rate						\$80.80		\$83.37	\$83.00		\$85.46	\$85.00	
		Class A Rec Center Clubhouse - fee is per hour, two hour minimum PLUS staf time at prevailing rate						\$51.94		\$53.60	\$54.00		\$54.94	\$55.00	
		Class B Large Clubhouse - fee is per hour, two hour minimum PLUS staf time at prevailing rate						\$40.40		\$41.69	\$42.00		\$42.73	\$43.00	
		Class C Small Clubhouse - fee is per hour, two hour minimum PLUS staf time at prevailing rate						\$28.86		\$29.78	\$30.00		\$30.52	\$31.00	
		Class AA Gyms - fee is per hour, two hour minimum PLUS staf time at prevailing rate						\$144.29		\$148.88	\$149.00		\$152.60	\$153.00	
		Class A Gyms - fee is per hour, two hour minimum PLUS staf time at prevailing rate						\$115.43		\$119.10	\$119.00		\$122.08	\$122.00	
		Class B Gyms - fee is per hour, two hour minimum PLUS staf time at prevailing rate						\$86.57		\$89.33	\$89.00		\$91.56	\$92.00	
		Class C Gyms - fee is per hour, two hour minimum PLUS staf time at prevailing rate						\$57.72		\$59.55	\$60.00		\$61.04	\$61.00	
		Lake Merced Boathouse; Non-Profit Meeting Mon-Thu <sup>1</sup>						\$42.13		\$43.47	\$43.00		\$44.55	\$45.00	
		Lake Merced Boathouse; Non-Profit Meeting Fri-Sun <sup>1</sup>						\$105.32		\$108.67	\$109.00		\$111.38	\$111.00	
		Lake Merced Boathouse; Non-Profit Event Mon-Thu <sup>1</sup>						\$78.99		\$81.50	\$82.00		\$83.54	\$84.00	
		Lake Merced Boathouse; Non-Profit Event Fri-Sun <sup>1</sup>						\$105.32		\$108.67	\$109.00		\$111.38	\$111.00	
		Lake Merced Boathouse; Private Meeting or Event Mon-Thu <sup>1</sup>						\$131.65		\$135.84	\$136.00		\$139.23	\$139.00	
		Lake Merced Boathouse; Private Meeting or Event Fri-Sun <sup>1</sup>						\$210.64		\$217.34	\$217.00		\$222.77	\$223.00	
		1- A booking of the Lake Merced Boathouse from 8am to 4pm or from 5pm to midnight shall be charged a maximum of six (6) hours. Event = food/drink served, Meeting = neither food nor drink served.													
9	C	Picnic Areas Reservation Fees	Sec 12.23a-c	Yes	62691	RECPERMITSGF	Reservation		< 100%			< 100%			< 100%
		Picnics at Pioneer Log Cabin, Pine Lake, Stern Grove East													
		1-50 participants - fee is per day, per site						\$65.52		\$67.60	\$68.00		\$69.29	\$69.00	
		51-100 participants - fee is per day, per site						\$97.02		\$100.10	\$100.00		\$102.61	\$103.00	
		101-200 participants - fee is per day, per site						\$129.78		\$133.90	\$134.00		\$137.25	\$137.00	
		201-300 participants - fee is per day, per site						\$195.29		\$201.51	\$202.00		\$206.54	\$207.00	
		Picnics at all other locations													
		1-50 participants - fee is per day, per site						\$32.76		\$33.80	\$34.00		\$34.65	\$35.00	
		51-100 participants - fee is per day, per site						\$65.52		\$67.60	\$68.00		\$69.29	\$69.00	
		101-200 participants - fee is per day, per site						\$97.02		\$100.10	\$100.00		\$102.61	\$103.00	
		201-400 participants - fee is per day, per site						\$162.54		\$167.70	\$168.00		\$171.90	\$172.00	
		more than 400 participants - fee is per day, per site						\$325.07		\$335.41	\$335.00		\$343.79	\$344.00	
		Company/Business Picnic													
		1 to 200 participants (per day, per site)						\$259.55		\$267.81	\$268.00		\$274.50	\$275.00	
		201 to 300 participants (per day, per site)						\$325.07		\$335.41	\$335.00		\$343.79	\$344.00	
		301 to 500 participants (per day, per site)						\$454.85		\$469.31	\$469.00		\$481.05	\$481.00	
		501 to 750 participants (per day, per site)						\$650.14		\$670.82	\$671.00		\$687.59	\$688.00	
		Over 750 participants (per day, per site)						\$975.21		\$1,006.23	\$1,006.00		\$1,031.38	\$1,031.00	
		Picnic hosted by business WITH special events - minimum fee, to be negotiated						\$1,300.29		\$1,341.63	\$1,342.00		\$1,375.18	\$1,375.00	

10	C	Wedding Sites Reservation Fees & Hourly Rates	Sec 12.07	Yes	62691	RECPERMITSGF	Reservations		< 100%		< 100%		< 100%
		Chain of Lakes Reservation Fee						\$239.78	\$247.40	\$247.00	\$253.59	\$254.00	
		Chain of Lakes Hourly Rate - two hour minimum						\$59.94	\$61.85	\$62.00	\$63.40	\$63.00	
		Fuschia Garden Reservation Fee						\$239.78	\$247.40	\$247.00	\$253.59	\$254.00	
		Fuschia Garden Hourly Rate - two hour minimum						\$59.94	\$61.85	\$62.00	\$63.40	\$63.00	
		Portals of the Past Reservation Fee						\$239.78	\$247.40	\$247.00	\$253.59	\$254.00	
		Portals of the Past Hourly Rate - two hour minimum						\$59.94	\$61.85	\$62.00	\$63.40	\$63.00	
		Rose Garden Reservation Fee						\$239.78	\$247.40	\$247.00	\$253.59	\$254.00	
		Rose Garden Hourly Rate - two hour minimum						\$59.94	\$61.85	\$62.00	\$63.40	\$63.00	
		Chinese Pavilion Reservation Fee						\$419.61	\$432.95	\$433.00	\$443.78	\$444.00	
		Chinese Pavilion Hourly Rate - two hour minimum						\$119.89	\$123.70	\$124.00	\$126.79	\$127.00	
		Queen Wilhelmina Garden Reservation Fee						\$419.61	\$432.95	\$433.00	\$443.78	\$444.00	
		Queen Wilhelmina Garden Hourly Rate - two hour minimum						\$119.89	\$123.70	\$124.00	\$126.79	\$127.00	
		Shakespeare Garden Reservation Fee						\$419.61	\$432.95	\$433.00	\$443.78	\$444.00	
		Shakespeare Garden Hourly Rate - two hour minimum						\$119.89	\$123.70	\$124.00	\$126.79	\$127.00	
		Palace of Fine Arts Rotunda Reservation Fee						\$419.61	\$432.95	\$433.00	\$443.78	\$444.00	
		Palace of Fine Arts Rotunda Hourly Rate - two hour minimum						\$119.89	\$123.70	\$124.00	\$126.79	\$127.00	
11	C	Special Events	Sec 12.22a,c,f	Yes	62691	RECPERMITSGF	Events		< 100%		< 100%		< 100%
		GGP Lindley Meadow Event Fee - Commercial						\$11,545.49	\$11,912.63	\$11,913.00	\$12,210.45	\$12,210.00	
		GGP Lindley Meadow Event Fee - Non-Profit						\$5,772.74	\$5,956.32	\$5,956.00	\$6,105.22	\$6,105.00	
		GGP Speedway Meadow Event Fee - Commercial						\$20,781.88	\$21,442.74	\$21,443.00	\$21,978.81	\$21,979.00	
		GGP Speedway Meadow Event Fee - Non-Profit						\$10,390.94	\$10,721.37	\$10,721.00	\$10,989.40	\$10,989.00	
		GGP Marx Meadow Event Fee - Commercial						\$2,886.37	\$2,978.16	\$2,978.00	\$3,052.61	\$3,053.00	
		GGP Marx Meadow Event Fee - Non-Profit						\$1,443.19	\$1,489.08	\$1,489.00	\$1,526.31	\$1,526.00	
		GGP Sharon Meadow Event Fee - Commercial						\$13,854.58	\$14,295.16	\$14,295.00	\$14,652.54	\$14,653.00	
		GGP Sharon Meadow Event Fee - Non-Profit						\$6,927.29	\$7,147.58	\$7,148.00	\$7,326.27	\$7,326.00	
		GGP Polo Field Event Fee - Commercial						\$57,727.43	\$59,563.17	\$59,563.00	\$61,052.25	\$61,052.00	
		GGP Polo Field Event Fee - Non-Profit						\$28,863.72	\$29,781.58	\$29,782.00	\$30,526.12	\$30,526.00	
		GGP Music Concourse Event Fee - Commercial						\$2,886.37	\$2,978.16	\$2,978.00	\$3,052.61	\$3,053.00	
		GGP Music Concourse Event Fee - Non-Profit						\$1,443.19	\$1,489.08	\$1,489.00	\$1,526.31	\$1,526.00	
		Civic Center Plaza Event Fee - Commercial						\$28,863.72	\$29,781.58	\$29,782.00	\$30,526.12	\$30,526.00	
		Civic Center Plaza Event Fee - Non-Profit						\$14,431.86	\$14,890.79	\$14,891.00	\$15,263.06	\$15,263.00	
		Justin Herman Plaza Event Fee - Commercial						\$8,081.84	\$8,338.84	\$8,339.00	\$8,547.31	\$8,547.00	
		Justin Herman Plaza Event Fee - Non-Profit						\$4,040.92	\$4,169.42	\$4,169.00	\$4,273.66	\$4,274.00	
		Marina Green East Event Fee - Commercial						\$8,659.12	\$8,934.48	\$8,934.00	\$9,157.84	\$9,158.00	
		Marina Green East Event Fee - Non-Profit						\$4,329.56	\$4,467.24	\$4,467.00	\$4,578.92	\$4,579.00	
		Marina Green West Event Fee - Commercial						\$923.64	\$953.01	\$953.00	\$976.84	\$977.00	
		Marina Green West Event Fee - Non-Profit						\$461.82	\$476.51	\$477.00	\$488.42	\$488.00	
		Jerry Garcia Amphitheater Event Fee - Commercial						\$3,694.56	\$3,812.04	\$3,812.00	\$3,907.34	\$3,907.00	
		Jerry Garcia Amphitheater Event Fee - Non-Profit						\$1,847.28	\$1,906.02	\$1,906.00	\$1,953.67	\$1,954.00	
		Portsmouth Square Event Fee - Commercial						\$577.27	\$595.63	\$596.00	\$610.52	\$611.00	
		Portsmouth Square Event Fee - Non-Profit						\$288.64	\$297.82	\$298.00	\$305.26	\$305.00	
		Union Square Event Fee - Commercial						\$8,659.12	\$8,934.48	\$8,934.00	\$9,157.84	\$9,158.00	
		Union Square Event Fee - Non-Profit						\$4,329.56	\$4,467.24	\$4,467.00	\$4,578.92	\$4,579.00	
		Washington Square Event Fee - Commercial						\$3,694.56	\$3,812.04	\$3,812.00	\$3,907.34	\$3,907.00	
		Washington Square Event Fee - Non-Profit						\$1,847.28	\$1,906.02	\$1,906.00	\$1,953.67	\$1,954.00	
		Mission Dolores Park Event Fee - Commercial						\$13,854.58	\$14,295.16	\$14,295.00	\$14,652.54	\$14,653.00	
		Mission Dolores Park Event Fee - Non-Profit						\$6,927.29	\$7,147.58	\$7,148.00	\$7,326.27	\$7,326.00	
		Precita Park Event Fee - Commercial						\$5,772.74	\$5,956.32	\$5,956.00	\$6,105.22	\$6,105.00	
		Precita Park Event Fee - Non-Profit						\$2,886.37	\$2,978.16	\$2,978.00	\$3,052.61	\$3,053.00	
		Event Fee - Other Sites, fee is per person x site capacity						\$1.15	\$1.19	\$1.00	\$1.22	\$1.00	
		School Outdoor Events - first 4 hours						\$129.78	\$133.90	\$134.00	\$137.25	\$137.00	
		School Outdoor Events - each additional hour						\$32.76	\$33.80	\$34.00	\$34.65	\$35.00	
		Athletic Events with requiring a road closure - per participant						\$1.26	\$1.30	\$1.00	\$1.33	\$1.00	
		Amateur Arts Productions no admission charge - weekday, per day						\$195.29	\$201.51	\$202.00	\$206.54	\$207.00	
		Amateur Arts Productions no admission charge - weekday, 2 consecutive days						\$325.07	\$335.41	\$335.00	\$343.79	\$344.00	
		Amateur Arts Productions no admission charge - non-holiday weekend, per day						\$259.55	\$267.81	\$268.00	\$274.50	\$275.00	
		Amateur Arts Productions no admission charge - non-holiday weekend, 2 consecutive days						\$454.85	\$469.31	\$469.00	\$481.05	\$481.00	
		Amateur Arts Productions no admission charge - holiday weekend, 2 consecutive days						\$650.14	\$670.82	\$671.00	\$687.59	\$688.00	

12	C	Film / Video / Photography	Sec 12.24	Yes	62691	RECPERMITSGF	Shoot/Filming		< 100%			< 100%			< 100%
		Commercial Photography shoots - simple, per day, per site						\$259.55		\$267.81	\$268.00		\$274.50	\$275.00	
		Commercial Photography shoots - large crew, per day, per site, minimum						\$650.14		\$670.82	\$671.00		\$687.59	\$688.00	
		Commercial Filming - documentary, per day, per site						\$259.55		\$267.81	\$268.00		\$274.50	\$275.00	
		Commercial Filming - outdoor simple, per day, per site						\$650.14		\$670.82	\$671.00		\$687.59	\$688.00	
		Commercial Filming - large productions, per day, per site						\$1,300.29		\$1,341.63	\$1,342.00		\$1,375.18	\$1,375.00	
		Commercial Filming - facility property usage, per day, per site minimum						\$6,502.69		\$6,709.47	\$6,709.00		\$6,877.21	\$6,877.00	
13	C	Encroachment Fee - minimum fee	Sec 12.25	Yes			Encroachment	\$650.14	> 100%	\$670.82	\$671.00	> 100%	\$687.59	\$688.00	> 100%
14	C	Harvey Milk Center Rental Rates	Sec 12.47	Yes	35351	RECCAGF	Rental		< 100%			< 100%			< 100%
		Room Rental Rates													
		Group 1 = Museum Sponsored Groups													
		Ball Room						\$36.08		\$37.23	\$37.00		\$38.16	\$38.00	
		Rehearsal Room						\$17.32		\$17.87	\$18.00		\$18.32	\$18.00	
		Exhibit Room						\$14.43		\$14.89	\$15.00		\$15.26	\$15.00	
		Portrait Studio						\$21.65		\$22.34	\$22.00		\$22.89	\$23.00	
		Group 2 = Non-Profit Groups													
		Ball Room						\$72.16		\$74.45	\$74.00		\$76.32	\$76.00	
		Rehearsal Room						\$34.64		\$35.74	\$36.00		\$36.63	\$37.00	
		Exhibit Room						\$28.86		\$29.78	\$30.00		\$30.53	\$31.00	
		Portrait Studio						\$43.30		\$44.67	\$45.00		\$45.79	\$46.00	
		Group 3 = Other Groups													
		Ball Room						\$144.32		\$148.91	\$149.00		\$152.63	\$153.00	
		Rehearsal Room						\$69.27		\$71.48	\$71.00		\$73.26	\$73.00	
		Exhibit Room						\$57.73		\$59.56	\$60.00		\$61.05	\$61.00	
		Portrait Studio						\$86.59		\$89.34	\$89.00		\$91.58	\$92.00	
15	C	Randall Museum Rental Rates	Sec 12.47	Yes	35351	RECRANDALLGF	Rental		< 100%			< 100%			< 100%
		Group 1 = Non profit groups aligned with facility's mission													
		Auditorium - fee is per hour						\$36.08		\$37.23	\$37.00		\$38.16	\$38.00	
		Buckley or Art Room - fee is per hour						\$17.32		\$17.87	\$18.00		\$18.32	\$18.00	
		Randall Room - fee is per hour						\$14.43		\$14.89	\$15.00		\$15.26	\$15.00	
		Art Studio/Patio - fee is per hour						\$21.65		\$22.34	\$22.00		\$22.89	\$23.00	
		Terrace Room - fee is per hour						\$14.43		\$14.89	\$15.00		\$15.26	\$15.00	
		East Deck - fee is per hour						\$21.65		\$22.34	\$22.00		\$22.89	\$23.00	
		Lobby - fee is per hour						\$28.86		\$29.78	\$30.00		\$30.53	\$31.00	
		Kitchen - fee is per hour						\$14.43		\$14.89	\$15.00		\$15.26	\$15.00	
		Parking Lot - fee is per hour						\$14.43		\$14.89	\$15.00		\$15.26	\$15.00	
		Group 2 = Non-profit groups not aligned with Randall's mission													
		Auditorium - fee is per hour						\$72.16		\$74.45	\$74.00		\$76.32	\$76.00	
		Buckley or Art Room - fee is per hour						\$34.64		\$35.74	\$36.00		\$36.63	\$37.00	
		Randall Room - fee is per hour						\$28.86		\$29.78	\$30.00		\$30.53	\$31.00	
		Art Studio/Patio - fee is per hour						\$43.30		\$44.67	\$45.00		\$45.79	\$46.00	
		Terrace Room - fee is per hour						\$28.86		\$29.78	\$30.00		\$30.53	\$31.00	
		East Deck - fee is per hour						\$43.30		\$44.67	\$45.00		\$45.79	\$46.00	
		Lobby - fee is per hour						\$57.73		\$59.56	\$60.00		\$61.05	\$61.00	
		Kitchen - fee is per hour						\$28.86		\$29.78	\$30.00		\$30.53	\$31.00	
		Parking Lot - fee is per hour						\$14.43		\$14.89	\$15.00		\$15.26	\$15.00	
		Group 3 = Private Groups													
		Auditorium - fee is per hour						\$144.32		\$148.91	\$149.00		\$152.63	\$153.00	
		Buckley or Art Room - fee is per hour						\$69.27		\$71.48	\$71.00		\$73.26	\$73.00	
		Randall Room - fee is per hour						\$57.73		\$59.56	\$60.00		\$61.05	\$61.00	
		Art Studio/Patio - fee is per hour						\$86.59		\$89.34	\$89.00		\$91.58	\$92.00	
		Terrace Room - fee is per hour						\$57.73		\$59.56	\$60.00		\$61.05	\$61.00	
		East Deck - fee is per hour						\$86.59		\$89.34	\$89.00		\$91.58	\$92.00	
		Lobby - fee is per hour						\$115.45		\$119.13	\$119.00		\$122.10	\$122.00	
		Kitchen - fee is per hour						\$57.73		\$59.56	\$60.00		\$61.05	\$61.00	
		Parking Lot - fee is per hour						\$14.43		\$14.89	\$15.00		\$15.26	\$15.00	

16	C	Swimming Pool Entry Fees	Sec 12.40	Yes	62651	RECAQUATGF	Entry		< 100%			< 100%		< 100%
		Toddler (ages 0-4)					Free		Free	Free		Free	Free	
		Children - (5-17)										\$0.00		
		Children Admission - Rec swim and Lap swim					\$1.15		\$1.19	\$1.00		\$1.22	\$1.00	
		Monthly Pass - not including lessons					\$18.47		\$19.06	\$19.00		\$19.54	\$20.00	
		Summer Pass					\$23.09		\$23.83	\$24.00		\$24.42	\$24.00	
		Yearly Swim Pass					\$196.23		\$202.47	\$202.00		\$207.54	\$208.00	
		Water Exercise - fee is per 10-session pack					\$23.09		\$23.83	\$24.00		\$24.42	\$24.00	
		Adult - (18-55)												
		Adult Admission - Recreation Swim and Lap Swim					\$5.77		\$5.96	\$6.00		\$6.10	\$6.00	
		Water Exercise					\$8.08		\$8.34	\$8.00		\$8.55	\$9.00	
		Monthly Swim Pass (not including lessons)					\$76.18		\$78.61	\$79.00		\$80.57	\$81.00	
		Recreation Swim Scrip Ticket for 10 Sessions					\$51.94		\$53.60	\$54.00		\$54.94	\$55.00	
		Yearly Swim Pass					\$692.59		\$714.62	\$715.00		\$732.48	\$732.00	
		Water Exercise Scrip Ticket - 10 sessions					\$69.26		\$71.46	\$71.00		\$73.25	\$73.00	
		Seniors												
		Senior Admission - Recreation swim and Lap swim					\$4.62		\$4.77	\$5.00		\$4.88	\$5.00	
		Monthly Swim Pass (not including lessons)					\$40.41		\$41.69	\$42.00		\$42.74	\$43.00	
		Recreation Swim Scrip Ticket for 10 Sessions					\$24.25		\$25.02	\$25.00		\$25.64	\$26.00	
		Yearly Swim Pass					\$461.73		\$476.41	\$476.00		\$488.32	\$488.00	
		Water Exercise Scrip Ticket - 10 sessions					\$35.79		\$36.93	\$37.00		\$37.85	\$38.00	
		Economic Need												
		Monthly Swim Pass (not including lessons)					\$42.72		\$44.08	\$44.00		\$45.18	\$45.00	
		Recreation Swim Scrip Ticket for 10 Sessions					\$24.25		\$25.02	\$25.00		\$25.64	\$26.00	
		Yearly Swim Pass					\$461.73		\$476.41	\$476.00		\$488.32	\$488.00	
		Water Exercise Scrip Ticket - 10 sessions					\$35.79		\$36.93	\$37.00		\$37.85	\$38.00	
		Lessons												
		Preschool/Tiny Tots (with parent), fee is for 10 weeks/10 Sessions					\$61.19		\$63.14	\$63.00		\$64.72	\$65.00	
		Youth 6 years / 48" inch 30 min, fee is for 10 weeks/10 Sessions					\$28.86		\$29.78	\$30.00		\$30.52	\$31.00	
		Youth 6 years / 48" inch 40 min, fee is for 10 weeks/10 Sessions					\$48.48		\$50.02	\$50.00		\$51.27	\$51.00	
		Adult, fee is for 10 weeks/10 Sessions					\$77.35		\$79.81	\$80.00		\$81.81	\$82.00	
		Water Fitness (all ages) one class					\$8.08		\$8.34	\$8.00		\$8.55	\$9.00	
		Semi-private (2-3 students per instructor) 5 classes/30 min					\$121.23		\$125.08	\$125.00		\$128.21	\$128.00	
		Private 5 classes/30 min					\$184.73		\$190.60	\$191.00		\$195.37	\$195.00	
		Pre-Competitive Swim Teams 10 classes/60 min					\$57.73		\$59.56	\$60.00		\$61.05	\$61.00	
		Classes - fees do not included the cost of material or certification costs												
		CPR					\$72.74		\$75.05	\$75.00		\$76.93	\$77.00	
		First Aid					\$61.19		\$63.14	\$63.00		\$64.72	\$65.00	
		Lifeguard Training					\$121.23		\$125.08	\$125.00		\$128.21	\$128.00	
		Lifeguard Training - Challenge					\$57.73		\$59.56	\$60.00		\$61.05	\$61.00	
		Pet First Aid					\$42.72		\$44.08	\$44.00		\$45.18	\$45.00	
		Stroke Clinic					\$144.32		\$148.91	\$149.00		\$152.63	\$153.00	
		Title-22					\$121.23		\$125.08	\$125.00		\$128.21	\$128.00	
		Water Safety Instructor					\$121.23		\$125.08	\$125.00		\$128.21	\$128.00	
		Age Group/Masters/Marionettes swim teams												
		MOU + Age Group Teams/Marionettes - per hour					\$27.71		\$28.59	\$29.00		\$29.31	\$29.00	
		MOU Master Swim Teams - per hour					\$53.11		\$54.80	\$55.00		\$56.17	\$56.00	
		MOU Additional Lanes					\$6.93		\$7.15	\$7.00		\$7.33	\$7.00	
		Pool Rentals per hour					\$109.66		\$113.15	\$113.00		\$115.98	\$116.00	
		Pool Rentals per lane per hour					\$23.09		\$23.82	\$24.00		\$24.42	\$24.00	
		Pool Rental - Special Event												
		Special Events 1-20 people, fee is per hour, two(2) hour minimum					\$202.01		\$208.43	\$208.00		\$213.64	\$214.00	
		Special Event - every additional 10 People, fee is per hour, two(2) hour minimum					\$57.72		\$59.55	\$60.00		\$61.04	\$61.00	
		Birthday Pool Package												
		Birthday Package- MLK or Sava Pool, 1-20 Residents					\$363.61		\$375.17	\$375.00		\$384.55	\$385.00	
		Birthday Package- MLK or Sava Pool 1-20, Non-Residents					\$479.04		\$494.28	\$494.00		\$506.63	\$507.00	
		Birthday Package- Hamilton Pool 1-20 People Residents					\$461.73		\$476.41	\$476.00		\$488.32	\$488.00	
		Birthday Package- Hamilton Pool 1-20 People Non-Residents					\$634.87		\$655.06	\$655.00		\$671.44	\$671.00	
		Birthday Package- Hamilton Pool- each additional participant					\$19.62		\$20.25	\$20.00		\$20.75	\$21.00	
		Birthday Package- Hamilton Pool with Rec Director Activities- Resident					\$634.87		\$655.06	\$655.00		\$671.44	\$671.00	
		Birthday Package- Hamilton Pool with Rec Director Activities- Non-Resident					\$750.31		\$774.17	\$774.00		\$793.52	\$794.00	
		Birthday Package- Hamilton Pool with Rec Director Activities- each additional participant					\$25.39		\$26.20	\$26.00		\$26.86	\$27.00	

17	C	Summer Day Camp	Sec 12.15	Yes	62699	RECSGF/ RECLSGF/ RECSAGF	Enrollment		< 100%			< 100%			< 100%
		Standard - Resident						\$132.70		\$136.92	\$137.00		\$140.34	\$140.00	
		Standard - Non-resident						\$193.79		\$199.95	\$200.00		\$204.95	\$205.00	
		Specialty Camps - Resident						\$265.40		\$273.84	\$274.00		\$280.69	\$281.00	
		Specialty Camps - Non-resident						\$387.57		\$399.90	\$400.00		\$409.90	\$410.00	
		Tennis Camps - Resident						\$221.17		\$228.20	\$228.00		\$233.91	\$234.00	
		Harvey Milk Center - Resident						\$203.27		\$209.73	\$210.00		\$214.97	\$215.00	
		Randall Museum Day Camps						\$225.09		\$232.25	\$232.00		\$238.06	\$238.00	
		Randall Museum Mather Youth Camp 5 days - Resident						\$308.69		\$318.51	\$319.00		\$326.47	\$326.00	
		Randall Museum Mather Youth Camp 5 days - Non-resident						\$452.33		\$466.71	\$467.00		\$478.38	\$478.00	
18	C	Sharon Art Studio Classes Fees	Sec 12.27	Yes	62699	RECCHARONGF	Class		< 100%			< 100%			< 100%
		Adults - Ceramics Class						\$194.03		\$200.21	\$200.00		\$205.21	\$205.00	
		Adults - Glass Class						\$139.86		\$144.30	\$144.00		\$147.91	\$148.00	
		Adults - Jewelry-General Class						\$139.86		\$144.30	\$144.00		\$147.91	\$148.00	
		Adults - Jewelry-Enamel Class						\$111.61		\$115.16	\$115.00		\$118.04	\$118.00	
		Adults - Drawing-General Class						\$102.06		\$105.30	\$105.00		\$107.94	\$108.00	
		Adults - Mosaics Class						\$78.12		\$80.60	\$81.00		\$82.62	\$83.00	
		Adults - Life Drawing						\$63.00		\$65.00	\$65.00		\$66.63	\$67.00	

Fiscal Year 2015-16										Fiscal Year 2016-17			Fiscal Year 2017-18		
Item	Status	Description	Code	CPI	Subobj	Index Code	Unit Basis (e.g., per sq. ft./)	Fee	Cost Recovery	Fee	Rounded Fee	Estimated Recovery	Fee	Rounded Fee	Estimated Recovery
		<b>PROGRAM - NEIGHBORHOOD SERVICES</b>													
1	C	Latchkey & Afterschool Programs	Sec 12.30	Yes	62699	RECSGF/ RECLSGF/ RECSAGF	Students		< 100%			< 100%			< 100%
		School year, M-F, per day (changed from per month in 2009)						\$4.16		\$4.29	\$4.00		\$4.39	\$4.00	
2	C	Tiny Tots Program	Sec 12.39	Yes	62699	RECSGF/ RECLSGF/ RECSAGF	Enrollment		< 100%			< 100%			< 100%
		Traditional Tiny Tots - fee is for 10-visit pack						\$37.80		\$39.00	\$39.00		\$39.98	\$40.00	
		Play Groups - fee for drop in						\$3.78		\$3.90	\$4.00		\$4.00	\$4.00	
		Play Groups - fee for 10-visit pack						\$25.20		\$26.00	\$26.00		\$26.65	\$27.00	
		Kids' Gym - fee for drop in						\$5.04		\$5.20	\$5.00		\$5.33	\$5.00	
		Kids' Gym - fee for 10-visit pack						\$37.80		\$39.00	\$39.00		\$39.98	\$40.00	
		Arts and Crafts - fee for drop in						\$5.04		\$5.20	\$5.00		\$5.33	\$5.00	
		Arts and Crafts - fee for 10-visit pack						\$37.80		\$39.00	\$39.00		\$39.98	\$40.00	
		Special Programs - fee for drop in						\$3.78		\$3.90	\$4.00		\$4.00	\$4.00	
		Special Programs - fee for 10-visit pack						\$25.20		\$26.00	\$26.00		\$26.65	\$27.00	
3	C	Recreation Program Fees	Sec 12.44	Yes	62699	RECSGF/ RECLSGF/ RECSAGF	Enrollment		< 100%			< 100%			< 100%
		Level 1 Step 1						\$0.30		\$0.31	\$0.00		\$0.32	\$0.00	
		Level 1 Step 2						\$0.60		\$0.62	\$1.00		\$0.63	\$1.00	
		Level 1 Step 3						\$0.90		\$0.93	\$1.00		\$0.95	\$1.00	
		Level 1 Step 4						\$1.20		\$1.24	\$1.00		\$1.27	\$1.00	
		Level 1 Step 5						\$1.50		\$1.55	\$2.00		\$1.58	\$2.00	
		Level 2 Step 1						\$1.80		\$1.86	\$2.00		\$1.90	\$2.00	
		Level 2 Step 2						\$2.10		\$2.16	\$2.00		\$2.22	\$2.00	
		Level 2 Step 3						\$2.40		\$2.47	\$2.00		\$2.54	\$3.00	
		Level 2 Step 4						\$2.70		\$2.78	\$3.00		\$2.85	\$3.00	
		Level 2 Step 5						\$3.60		\$3.71	\$4.00		\$3.80	\$4.00	
		Level 3 Step 1						\$4.80		\$4.95	\$5.00		\$5.07	\$5.00	
		Level 3 Step 2						\$5.99		\$6.19	\$6.00		\$6.34	\$6.00	
		Level 3 Step 3						\$7.19		\$7.42	\$7.00		\$7.61	\$8.00	
		Level 3 Step 4						\$8.39		\$8.66	\$9.00		\$8.88	\$9.00	
		Level 3 Step 5						\$9.59		\$9.90	\$10.00		\$10.14	\$10.00	
		Level 4 Step 1						\$14.39		\$14.84	\$15.00		\$15.22	\$15.00	
		Level 4 Step 2						\$19.18		\$19.79	\$20.00		\$20.29	\$20.00	

		Level 4 Step 3					\$23.98			\$24.74	\$25.00			\$25.36	\$25.00		
		Level 4 Step 4					\$28.77			\$29.69	\$30.00			\$30.43	\$30.00		
		Level 4 Step 5					\$33.57			\$34.64	\$35.00			\$35.50	\$36.00		
4	C	Reservation Administrative Fees	Sec 12.45	Yes	Various	Fee			< 100%				< 100%				< 100%
		Refund processing fee, or 20% of the fee, whichever is greater					\$11.99			\$12.37	\$12.00			\$12.68	\$13.00		
		Program withdrawal fee, or 20% of the fee, whichever is greater					\$11.99			\$12.37	\$12.00			\$12.68	\$13.00		
		Cancellation fee, or 20% of fee, whichever is greater for cancellation of facility rental reservation					\$23.98			\$24.74	\$25.00			\$25.36	\$25.00		
		Application fee for special event, non-refundable					\$59.94			\$61.85	\$62.00			\$63.40	\$63.00		
		Cancellation or reschedule of Athletic Field Permit					\$28.86			\$29.78	\$30.00			\$30.53	\$31.00		
5	C	Athletic Leagues - Public Benefit Prog.	Sec 12.48	Yes	62699 RECSAGF	Enrollment			< 100%				< 100%				< 100%
		Public Benefit Youth (Min)					\$11.55			\$11.91	\$12.00			\$12.21	\$12.00		
		Public Benefit Youth (Max)					\$28.86			\$29.78	\$30.00			\$30.53	\$31.00		
		Public Benefit Adult (Min)					\$34.64			\$35.74	\$36.00			\$36.63	\$37.00		
		Public Benefit Adult (Max)					\$57.73			\$59.56	\$60.00			\$61.05	\$61.00		
		Revenue Program Youth (Min)					\$28.86			\$29.78	\$30.00			\$30.53	\$31.00		
		Revenue Program Youth (Max)					\$57.73			\$59.56	\$60.00			\$61.05	\$61.00		
		Revenue Program Adult (Min)					\$57.73			\$59.56	\$60.00			\$61.05	\$61.00		
		Revenue Program Adult (Max)					\$80.82			\$83.39	\$83.00			\$85.47	\$85.00		
		For Profit Program Youth (Min)					\$63.50			\$65.52	\$66.00			\$67.16	\$67.00		
		For Profit Program Youth (Max)					\$98.14			\$101.26	\$101.00			\$103.79	\$104.00		
		For Profit Program Adult (Min)					\$98.14			\$101.26	\$101.00			\$103.79	\$104.00		
		For Profit Program Adult (Max)					\$115.45			\$119.13	\$119.00			\$122.10	\$122.00		
		Leagues Futsal Youth					\$288.64			\$297.82	\$298.00			\$305.26	\$305.00		
		Leagues Futsal Adult					\$519.55			\$536.07	\$536.00			\$549.47	\$549.00		
		Leagues 7 a side Soccer Youth					\$288.64			\$297.82	\$298.00			\$305.26	\$305.00		
		Leagues 7 a side Soccer Adult					\$519.55			\$536.07	\$536.00			\$549.47	\$549.00		
		Leagues Women's Volleyball Adult Youth					\$357.91			\$369.29	\$369.00			\$378.52	\$379.00		
		Leagues Women's Basketball Adult Youth					\$577.27			\$595.63	\$596.00			\$610.52	\$611.00		

Note: The Rec & Park Commission is authorized to establish SF residing families who meet low income eligibility. To satisfy income limit requirements, the applicant's household annual income levels must be at or lower than the amounts below:

Family of 2 - \$27,450, Family of 3 - \$30,850, Family of 4 - \$34,300, Family of 5 - \$37,050, and Family of 6 - \$39,800

Item	Status	Description	Code	CPI	Subobj	Index Code	Unit Basis (e.g., per sq. ft.)	Fiscal Year 2015-16		Fiscal Year 2016-17			Fiscal Year 2017-18		
								Fee	Cost Recovery	Fee	Rounded Fee	Estimated Recovery	Fee	Rounded Fee	Estimated Recovery
		PROGRAM - CAMP MATHER													
1	C	Camp Mather Fees	Sec 12.01a	Yes	62621	RECMATHER	Reservation		< 100%			< 100%			< 100%
		San Francisco Residents													
		2 Person Cabin Size - Weekly Rate						\$477.53		\$492.71	\$493.00		\$505.03	\$505.00	
		2 Person Cabin Size - Nightly Rate						\$86.94		\$89.70	\$90.00		\$91.94	\$92.00	
		3 Person Cabin Size - Weekly Rate						\$647.62		\$668.22	\$668.00		\$684.92	\$685.00	
		3 Person Cabin Size - Nightly Rate						\$114.66		\$118.30	\$118.00		\$121.26	\$121.00	
		4 Person Cabin Size - Weekly Rate						\$800.08		\$825.52	\$826.00		\$846.16	\$846.00	
		4 Person Cabin Size - Nightly Rate						\$143.64		\$148.20	\$148.00		\$151.91	\$152.00	
		5 Person Cabin Size - Weekly Rate						\$933.64		\$963.33	\$963.00		\$987.41	\$987.00	
		5 Person Cabin Size - Nightly Rate						\$171.36		\$176.80	\$177.00		\$181.22	\$181.00	
		6 Person Cabin Size - Weekly Rate						\$1,048.29		\$1,081.63	\$1,082.00		\$1,108.67	\$1,109.00	
		6 Person Cabin Size - Nightly Rate						\$209.15		\$215.81	\$216.00		\$221.20	\$221.00	
		4 Person Tent Size - Weekly Rate						\$189.00		\$195.01	\$195.00		\$199.88	\$200.00	
		4 Person Tent Size - Nightly Rate						\$37.80		\$39.00	\$39.00		\$39.98	\$40.00	
		6 Person Tent Size - Weekly Rate						\$246.95		\$254.81	\$255.00		\$261.18	\$261.00	
		6 Person Tent Size - Nightly Rate						\$50.40		\$52.00	\$52.00		\$53.30	\$53.00	
		Non Residents													
			Sec 12.01b	Yes	62621	RECMATHER	Reservation								
		2 Person Cabin Size - Weekly Rate						\$572.02		\$590.22	\$590.00		\$604.97	\$605.00	
		2 Person Cabin Size - Nightly Rate						\$95.76		\$98.80	\$99.00		\$101.27	\$101.00	
		3 Person Cabin Size - Weekly Rate						\$792.52		\$817.72	\$818.00		\$838.16	\$838.00	
		3 Person Cabin Size - Nightly Rate						\$133.56		\$137.80	\$138.00		\$141.25	\$141.00	
		4 Person Cabin Size - Weekly Rate						\$952.54		\$982.83	\$983.00		\$1,007.40	\$1,007.00	
		4 Person Cabin Size - Nightly Rate						\$162.54		\$167.70	\$168.00		\$171.90	\$172.00	
		5 Person Cabin Size - Weekly Rate						\$1,115.07		\$1,150.53	\$1,151.00		\$1,179.29	\$1,179.00	

	5 Person Cabin Size - Nightly Rate					\$190.26				\$196.31	\$196.00			\$201.21	\$201.00		
	6 Person Cabin Size - Weekly Rate					\$1,277.61				\$1,318.23	\$1,318.00			\$1,351.19	\$1,351.00		
	6 Person Cabin Size - Nightly Rate					\$220.49				\$227.51	\$228.00			\$233.19	\$233.00		
	4 Person Tent Size - Weekly Rate					\$248.21				\$256.11	\$256.00			\$262.51	\$263.00		
	4 Person Tent Size - Nightly Rate					\$49.14				\$50.70	\$51.00			\$51.97	\$52.00		
	6 Person Tent Size - Weekly Rate					\$332.63				\$343.21	\$343.00			\$351.79	\$352.00		
	6 Person Tent Size - Nightly Rate					\$63.00				\$65.00	\$65.00			\$66.63	\$67.00		
	Senior Camp, age 55+; includes cabin & meals for 4 days/nights & roundtrip transportation from SF	Sec 12.01c	Yes	62621	RECMATHER	Reservation											
	Residents					\$285.23				\$294.30	\$294.00			\$301.66	\$302.00		
	Non-Residents					\$319.95				\$330.13	\$330.00			\$338.38	\$338.00		
	Cancellation and Processing Fees	Sec 12.01	Yes		Various	Fee											
	Cancellation 30 days prior to reservation date, processing fee with refundable deposit					\$62.00				\$63.97	\$64.00			\$65.57	\$66.00		
	Cancellation less than 30 days prior to reservation date					no refund				no refund				no refund			
	Cancellation after final payment					50% of total fees, no refund of deposit				50% of total fees, no refund of deposit				50% of total fees, no refund of deposit			
	Late payment penalty					5% on total amount due				5% on total amount due				5% on total amount due			
	Change of reservation					\$18.60				\$19.19	\$19.00			\$19.67	\$20.00		
	Unauthorized overnight stay at camp					\$93.01				\$95.97	\$96.00			\$98.37	\$98.00		
	Late check-out					\$93.01				\$95.97	\$96.00			\$98.37	\$98.00		
	Day Use Fees	Sec 12.02	Yes	62621	RECMATHER	Use											
	Adult ( Age 13 years plus)					\$15.12				\$15.60	\$16.00			\$15.99	\$16.00		
	Youth ( Ages 2 to 12 years)					\$7.56				\$7.80	\$8.00			\$8.00	\$8.00		
	Infant (Under age 2)					\$0.00				\$0.00	\$0.00			\$0.00	\$0.00		
	Meal Fees - Overnight guests	Sec 12.03	Yes	62621	RECMATHER	Meals per Day/Week											
	Adult ( Age 13 years plus) - Weekly Rate					\$239.39				\$247.01	\$247.00			\$253.18	\$253.00		
	Adult ( Age 13 years plus) - Daily Rate					\$37.80				\$39.00	\$39.00			\$39.98	\$40.00		
	Youth ( Ages 6 to 12 years) - Weekly Rate					\$138.60				\$143.00	\$143.00			\$146.58	\$147.00		
	Youth ( Ages 6 to 12 years) - Daily Rate					\$20.16				\$20.80	\$21.00			\$21.32	\$21.00		
	Infant (Under age 2) - Daily Rate					Free				Free	Free			Free	Free		
	Infant (Under age 2) - Weekly Rate					Free				Free	Free			Free	Free		
	Late payment of meal fees					5% charge				5% charge				5% charge			
	Number of meals change after reservation is final					\$18.60				\$19.19	\$19.00			\$19.67	\$20.00		
	Meal Fees - Transient guests	Sec 12.03	Yes	62621	RECMATHER	Per Meal											
	Adult (Age 13 years plus) - Breakfast / Lunch					\$15.12				\$15.60	\$16.00			\$15.99	\$16.00		
	Adult (Age 13 years plus) - Dinner					\$20.16				\$20.80	\$21.00			\$21.32	\$21.00		
	Youth (Age 2 to 12 years) - Breakfast / Lunch					\$8.82				\$9.10	\$9.00			\$9.33	\$9.00		
	Youth (Age 2 to 12 years) - Dinner					\$13.86				\$14.30	\$14.00			\$14.66	\$15.00		
	Infant (Under age 2) - Breakfast / Lunch					Free				Free	Free			Free	Free		
	Infant (Under age 2) - Dinner					Free				Free	Free			Free	Free		
	Low income fee reduction - 50% reduction for SF Residents meeting income requirements	Sec 12.04	Yes	62621	RECMATHER												

		Fiscal Year 2015-16							Fiscal Year 2016-17			Fiscal Year 2017-18			
Item	Status	Description	Code	CPI	Subobj	Index Code	Unit Basis (e.g., per sq. ft.)	Fee	Cost Recovery	Fee	Rounded Fee	Estimated Recovery	Fee	Rounded Fee	Estimated Recovery
		PROGRAM - GOLF													
1	C	Harding Golf Green Fees	Sec 12.12.1a	Yes	62631	RECGOLFHARD	Per Round		< 100%			< 100%			< 100%
		Weekday - Standard						\$166.40		\$171.70	\$172.00		\$175.99	\$176.00	
		Weekday - Twilight Standard						\$91.63		\$94.54	\$95.00		\$96.90	\$97.00	
		Weekday - Standard Junior						\$83.20		\$85.85	\$86.00		\$87.99	\$88.00	
		Weekday - Bay Area Resident						\$96.89		\$99.97	\$100.00		\$102.47	\$102.00	
		Weekday - Twilight - Bay Area Resident						\$76.88		\$79.33	\$79.00		\$81.31	\$81.00	
		Weekday - Bay Area Junior						\$48.45		\$49.99	\$50.00		\$51.24	\$51.00	
		Weekday - SF Resident						\$55.82		\$57.59	\$58.00		\$59.03	\$59.00	
		Weekday - Twilight - SF Resident						\$44.23		\$45.64	\$46.00		\$46.78	\$47.00	
		Weekday - SF Resident Junior						\$21.06		\$21.73	\$22.00		\$22.28	\$22.00	
		Weekday - SF Resident Senior						\$40.02		\$41.29	\$41.00		\$42.33	\$42.00	
		Weekday - Tournament						\$134.81		\$139.10	\$139.00		\$142.57	\$143.00	
		Weekend - Standard						\$188.52		\$194.52	\$195.00		\$199.38	\$199.00	
		Weekend Twilight - Standard						\$107.43		\$110.84	\$111.00		\$113.61	\$114.00	
		Weekend - Standard Junior						\$94.79		\$97.80	\$98.00		\$100.25	\$100.00	
		Weekend - Bay Area Resident						\$107.43		\$110.84	\$111.00		\$113.61	\$114.00	
		Weekend - Twilight - Bay Area Resident						\$86.36		\$89.11	\$89.00		\$91.34	\$91.00	
		Weekend - Bay Area Junior						\$53.71		\$55.42	\$55.00		\$56.81	\$57.00	
		Weekend - SF Resident						\$70.56		\$72.81	\$73.00		\$74.63	\$75.00	
		Twilight - SF Resident						\$53.71		\$55.42	\$55.00		\$56.81	\$57.00	
		SF Resident Junior - Weekend						\$27.38		\$28.25	\$28.00		\$28.96	\$29.00	
		SF Resident Senior - Weekend						\$70.56		\$72.81	\$73.00		\$74.63	\$75.00	
		Tournament - Weekend						\$145.34		\$149.96	\$150.00		\$153.71	\$154.00	
		Shotgun Tournament - Weekday						\$10.53		\$10.87	\$11.00		\$11.14	\$11.00	
		Shotgun Tournament - Weekend						\$16.15		\$16.66	\$17.00		\$17.08	\$17.00	
		Accompanying Rider Rate - fee for non golfers riding in motorized golf cart						\$26.33		\$27.17	\$27.00		\$27.85	\$28.00	
		Driving Range Balls - small bucket						\$7.37		\$7.61	\$8.00		\$7.80	\$8.00	
		Driving Range Balls - medium bucket						\$9.48		\$9.78	\$10.00		\$10.02	\$10.00	
		Driving Range Balls - large bucket						\$12.64		\$13.04	\$13.00		\$13.37	\$13.00	
		Same-day replay (Standard, Bay Area, and Resident)						30% of originally purchased round		30% of originally purchased round			30% of originally purchased round		
		Reservation Premium						\$10.77		\$11.11	\$11.00		\$11.39	\$11.00	
2	C	Fleming Golf Green Fees	Sec 12.12.2	Yes	62631	RECGOLFHARD	Per Round		< 100%			< 100%			< 100%
		Weekdays = Mon 6am-Fri noon, Weekends = Fri noon-Sun													
		Resident with card, Weekdays						\$23.17		\$23.91	\$24.00		\$24.50	\$25.00	
		Resident with card, Weekends						\$26.33		\$27.17	\$27.00		\$27.85	\$28.00	
		Nonresident, Weekdays						\$29.49		\$30.43	\$30.00		\$31.19	\$31.00	
		Nonresident, Weekends						\$34.76		\$35.86	\$36.00		\$36.76	\$37.00	
		Junior, Weekdays						\$12.64		\$13.04	\$13.00		\$13.37	\$13.00	
		Junior, Weekends						\$15.80		\$16.30	\$16.00		\$16.71	\$17.00	
		Senior, Weekdays						\$16.85		\$17.39	\$17.00		\$17.82	\$18.00	
		Senior, Weekends						\$22.12		\$22.82	\$23.00		\$23.39	\$23.00	
		Tournament, Weekdays						\$34.76		\$35.86	\$36.00		\$36.76	\$37.00	
		Tournament, Weekends						\$46.34		\$47.81	\$48.00		\$49.01	\$49.00	
		Replay Weekdays/Weekends						\$12.64		\$13.04	\$13.00		\$13.37	\$13.00	

3	C	Lincoln Golf Green Fees	Sec 12.12.3	Yes	62631	RECGOLFLIN	Per Round		< 100%			< 100%			< 100%
		Standard/Non Resident - Weekdays						\$41.07		\$42.38	\$42.00		\$43.44	\$43.00	
		Standard/Non Resident - Weekends & Holidays						\$45.29		\$46.73	\$47.00		\$47.90	\$48.00	
		Resident - Weekdays						\$26.33		\$27.17	\$27.00		\$27.85	\$28.00	
		Resident - Weekends & Holidays						\$31.60		\$32.60	\$33.00		\$33.42	\$33.00	
		Senior Resident - Weekdays						\$14.74		\$15.21	\$15.00		\$15.59	\$16.00	
		Senior Resident - Weekends & Holidays						\$23.17		\$23.91	\$24.00		\$24.50	\$25.00	
		Junior Resident - Weekdays						\$12.64		\$13.04	\$13.00		\$13.37	\$13.00	
		Junior Resident - Weekends & Holidays						\$17.90		\$18.47	\$18.00		\$18.94	\$19.00	
		Back 9 - Weekdays						\$13.69		\$14.13	\$14.00		\$14.48	\$14.00	
		Back 9 - Weekends & Holidays						\$18.96		\$19.56	\$20.00		\$20.05	\$20.00	
		Twilight - Weekdays						\$23.17		\$23.91	\$24.00		\$24.50	\$25.00	
		Twilight - Weekends & Holidays						\$30.54		\$31.51	\$32.00		\$32.30	\$32.00	
		Tournament - Weekdays						\$47.39		\$48.90	\$49.00		\$50.12	\$50.00	
		Tournament - Weekends & Holidays						\$57.93		\$59.77	\$60.00		\$61.26	\$61.00	
4	C	Sharp Park Golf Green Fees	Sec 12.12.4	Yes	62631	RECGOLFSHARP	Per Round		< 100%			< 100%			< 100%
		Non Resident - Weekdays						\$44.23		\$45.64	\$46.00		\$46.78	\$47.00	
		Non Resident - Weekends & Holidays						\$48.45		\$49.99	\$50.00		\$51.24	\$51.00	
		Resident - Weekdays						\$27.38		\$28.25	\$28.00		\$28.96	\$29.00	
		Resident - Weekends & Holidays						\$32.65		\$33.69	\$34.00		\$34.53	\$35.00	
		Senior Resident - Weekdays						\$15.80		\$16.30	\$16.00		\$16.71	\$17.00	
		Senior Resident - Weekends & Holidays						\$25.28		\$26.08	\$26.00		\$26.73	\$27.00	
		Junior Standard - Weekend						\$25.28		\$26.08	\$26.00		\$26.73	\$27.00	
		Junior Standard - Weekday						\$22.12		\$22.82	\$23.00		\$23.39	\$23.00	
		Junior Resident - Weekdays						\$13.69		\$14.13	\$14.00		\$14.48	\$14.00	
		Junior Resident - Weekends & Holidays						\$18.96		\$19.56	\$20.00		\$20.05	\$20.00	
		Back 9 - Weekdays						\$14.74		\$15.21	\$15.00		\$15.59	\$16.00	
		Back 9 - Weekends & Holidays						\$20.01		\$20.65	\$21.00		\$21.16	\$21.00	
		Twilight - Weekdays						\$25.28		\$26.08	\$26.00		\$26.73	\$27.00	
		Twilight - Weekends & Holidays						\$31.60		\$32.60	\$33.00		\$33.42	\$33.00	
		Tournament - Weekdays						\$50.55		\$52.16	\$52.00		\$53.46	\$53.00	
		Tournament - Weekends & Holidays						\$61.08		\$63.03	\$63.00		\$64.60	\$65.00	
5	C	Golden Gate Golf Green Fees	Sec 12.12.5	Yes	62631	RECGOLFGGP	Per Round		< 100%			< 100%			< 100%
		Non-Resident - Weekdays						\$16.85		\$17.39	\$17.00		\$17.82	\$18.00	
		Non-Resident - Weekends						\$21.06		\$21.73	\$22.00		\$22.28	\$22.00	
		Resident - Weekdays						\$12.64		\$13.04	\$13.00		\$13.37	\$13.00	
		Resident - Weekends						\$14.74		\$15.21	\$15.00		\$15.59	\$16.00	
		Senior - Weekdays						\$9.48		\$9.78	\$10.00		\$10.02	\$10.00	
		Senior - Weekends						\$12.64		\$13.04	\$13.00		\$13.37	\$13.00	
		Junior - Weekdays, Resident						\$6.32		\$6.52	\$7.00		\$6.68	\$7.00	
		Junior - Weekends & Holidays, Resident						\$8.43		\$8.69	\$9.00		\$8.91	\$9.00	
		Junior - Weekday, Standard						\$8.43		\$8.69	\$9.00		\$8.91	\$9.00	
		Junior - Weekends & Holidays, Standard						\$10.53		\$10.87	\$11.00		\$11.14	\$11.00	
		Twilight - Weekdays						\$9.48		\$9.78	\$10.00		\$10.02	\$10.00	
		Twilight - Weekends & Holidays						\$10.53		\$10.87	\$11.00		\$11.14	\$11.00	
		Tournament - Weekdays						\$20.01		\$20.65	\$21.00		\$21.16	\$21.00	
		Tournament - Weekends & Holidays						\$29.49		\$30.43	\$30.00		\$31.19	\$31.00	
		Driving Range Balls - small bucket						\$4.31		\$4.44	\$4.00		\$4.55	\$5.00	
		Driving Range Balls - large bucket						\$6.46		\$6.66	\$7.00		\$6.83	\$7.00	

6	C	McLaren Park (Gleneagles) Golf	Sec 12.12.6	Yes	RECGOLFMCCL	Per Round							
		Standard - 9 hole weekday					\$20.01		\$20.65	\$21.00		\$21.16	\$21.00
		Standard - 18 hole weekday					\$29.49		\$30.43	\$30.00		\$31.19	\$31.00
		Standard - 9 hole weekend					\$24.22		\$24.99	\$25.00		\$25.62	\$26.00
		Standard - 18 hole weekend					\$36.86		\$38.03	\$38.00		\$38.98	\$39.00
		Senior weekday					\$15.80		\$16.30	\$16.00		\$16.71	\$17.00
		Junior weekday					\$15.80		\$16.30	\$16.00		\$16.71	\$17.00

Note: Bay Area rates shall apply to residents (with proof) of the following counties:

San Francisco (for residents without a valid Resident Golf Card), Alameda, Contra Costa, Marin, Napa, San Mateo, Santa Clara, Santa Cruz, Solano, and Sonoma.

Junior = 17 years of age and under

Senior = 65 years of age and older

Residents shall pay Tournament Rates, not Resident Rates, for tournament play.

A Junior Tournament Rate, applicable to a group of 16 or more players aged 17 years and under, shall be 50 percent of the regular Tournament Rate for the applicable course.

The Junior Tournament Rate shall apply to juniors participating in the Family Tournament held at Golden Gate Park, and the City Championship held at Lincoln Park and Harding Park.

Twilight Rates shall apply to rounds commencing no earlier than four hours before sunset, as determined by the Department.

7	C	Resident Golf Cards	Sec 12.12	Yes	35490	RECGOLFNPJR	Per Purchase						
		Resident Golf Cards - annual					\$96.89		\$99.97	\$100.00		\$102.47	\$102.00
		Pacifica Resident Golf Card					\$64.24		\$66.29	\$66.00		\$67.94	\$68.00
		Replacement of Resident Golf Cards					\$27.38		\$28.25	\$28.00		\$28.96	\$29.00
		Return of application for resident golf card for misinformation					\$6.32		\$6.52	\$7.00		\$6.68	\$7.00

8	C	Flexible Pricing	Sec 12.12	Yes	35499	RECGOLFHARD, RECGOLFLIN, RECGOLFSHARP	Per Rental						
---	---	------------------	-----------	-----	-------	---------------------------------------------	------------	--	--	--	--	--	--

At Harding Park, McLaren Park, Sharp Park and Lincoln Park golf courses only

The Department's General Manager or his or her designee may approve temporary fee increases and/or decreases from time to time based on fluctuations in customer demand at those three courses as follows

(1) discounts of not more than 25 percent for greens fees;

(2) increases of up to 50 percent for all non-resident fees and tournament fees; and

(3) increases of up to 25 percent for resident fees.


8	C	Golf Carts, Driving Range, & Reservations	Sec 12.12	Yes	35499	RECGOLFHARD, RECGOLFLIN, RECGOLFSHARP	Per Rental						
		Golf Carts Rental (Harding Park)					\$43.18		\$44.55	\$45.00		\$45.67	\$46.00
		Golf Carts Rental (Lincoln, McLaren Park, and Sharp)					\$28.44		\$29.34	\$29.00		\$30.07	\$30.00
		Golf Cart for persons paying the Harding Park Standard Rate					Free		Free	Free		Free	Free
		Golf Cart for persons paying the Tournament Rates at any of the Golf Courses					Free		Free	Free		Free	Free
		Reservations (phone or online) seven days or less in advance of the reserved tee time					\$1.08		\$1.11	\$1.00		\$1.14	\$1.00

Item	Status	Description	Code	CPI	Subobj	Index Code	Unit Basis (e.g., per sq. ft./)	Fiscal Year 2015-16		Fiscal Year 2016-17			Fiscal Year 2017-18		
								Fee	Cost Recovery	Fee	Rounded Fee	Estimated Recovery	Fee	Rounded Fee	Estimated Recovery
		PROGRAM - YACHT HARBOR													
1	C	Marina Fees													
		West Harbor - fee is per foot/per month	Sec 12.11	Yes*	62673	RECYACHTWEST	Per License	3% or CPI, whichever	< 100%	3% or CPI, whichever is high		< 100%	3% or CPI, whichever is high		< 100%
		Berthing License Fee - Berth Length: 25'						\$12.59		\$12.99			\$13.38		
		Berthing License Fee - Berth Length: 30'						\$12.76		\$13.17			\$13.56		
		Berthing License Fee - Berth Length: 35'						\$12.76		\$13.17			\$13.56		
		Berthing License Fee - Berth Length: 40'						\$15.49		\$15.98			\$16.46		
		Berthing License Fee - Berth Length: 45'						\$15.49		\$15.98			\$16.46		
		Berthing License Fee - Berth Length: 50'						\$15.83		\$16.34			\$16.83		
		Berthing License Fee - Berth Length: 60'						\$15.83		\$16.34			\$16.83		
		Berthing License Fee - Berth Length: 70'						\$16.17		\$16.68			\$17.18		
		Berthing License Fee - Berth Length: 80'						\$16.17		\$16.68			\$17.18		
		Berthing License Fee - Berth Length: 90'						\$16.17		\$16.68			\$17.18		
		East Harbor - fee is per foot/per month	Sec 12.11	Yes	62672	RECYACHTEAST	Per License		< 100%			< 100%			< 100%
		Berthing License Fee - Berth Length: 20'						\$9.10		\$9.39			\$9.62		
		Berthing License Fee - Berth Length: 25'						\$9.10		\$9.39			\$9.62		
		Berthing License Fee - Berth Length: 30'						\$9.23		\$9.52			\$9.76		
		Berthing License Fee - Berth Length: 35'						\$9.23		\$9.52			\$9.76		
		Guest Dock	Sec 12.11	Yes			Per Dock								

Short Term Dock Fee - fee is per foot, per day	\$1.61		\$1.67			\$1.71		
Pick up/Drop off - fee is per foot, per day	\$3.15		\$3.25			\$3.33		
Pick up/Drop off - fee is per person, per day	\$1.26		\$1.30			\$1.33		
<b>Deposits</b> <b>Sec 12.11</b> <b>Yes</b> <b>Per Deposit</b>								
Berth		One Month's Monthly Berthing License Fee	One Month's Monthly Berthing License Fee			One Month's Monthly Berthing License Fee		
Electric Adapter	\$134.81		\$139.09	\$139.00		\$142.57	\$143.00	
Hazardous Material or Removal Fee	\$161.14		\$166.26	\$166.00		\$170.42	\$170.00	
Key for Visiting Boaters - fee is per day	\$53.72		\$55.43	\$55.00		\$56.81	\$57.00	
<b>Parking</b> <b>Sec 12.11</b> <b>Yes</b> <b>Per Space</b>								
Berth Parking for Owners and Partners Only - Two Stickers	Free		Free	Free		Free	Free	
Berth Parking for Owners and Partners Only - Additional Stickers - annual fee	\$129.19		\$133.30	\$133.00		\$136.63	\$137.00	
Marina Parking, Crew & Non-Owner - fee is per day	\$8.07		\$8.33	\$8.00		\$8.54	\$9.00	
Special Event Parking - fee is per day	\$8.07		\$8.33	\$8.00		\$8.54	\$9.00	
Trailer/Dingy Parking, for Regatta etc. - fee is per day	\$8.07		\$8.33	\$8.00		\$8.54	\$9.00	
<b>Purchase Fees</b> <b>Per Key</b>								
Key Purchase (Berth holders, Partners & Families) - fee is per key	\$26.91		\$27.77	\$28.00		\$28.46	\$28.00	
<b>Services</b> <b>Sec 12.11</b> <b>Yes</b> <b>Per Fee</b>								
Chain Fee (delinquent fees, unauthorized vessels) - fee is per incident	\$55.41		\$57.17	\$57.00		\$58.60	\$59.00	
Dock Box Cleaning Fee - fee is from Haz Mat Deposit	\$55.41		\$57.17	\$57.00		\$58.60	\$59.00	
Impound - fee is per incident	\$166.22		\$171.50	\$172.00		\$175.79	\$176.00	
Harbor Line Installation - fee is per line	\$33.24		\$34.30	\$34.00		\$35.16	\$35.00	
Labor (per incident)	\$55.41		\$57.17	\$57.00		\$58.60	\$59.00	
Labor (per hour, if greater than per incident amount)	\$83.11		\$85.75	\$86.00		\$87.90	\$88.00	
Labor (per hour after-hours)	\$107.66		\$111.08	\$111.00		\$113.86	\$114.00	
Late Fees	10% of initial fee		10% of initial fee			10% of initial fee		
Pump Out Water - fee is for the first incident	\$83.11		\$85.75	\$86.00		\$87.90	\$88.00	
Pumped out Water - fee is for second and subsequent incidents	\$138.51		\$142.92	\$143.00		\$146.49	\$146.00	
Slip Transfer - Administrative fee	\$53.83		\$55.54	\$56.00		\$56.93	\$57.00	
Slip Transfer Fee - Berth Length: 35' and under, fee is per foot	\$161.51		\$166.64	\$167.00		\$170.81	\$171.00	
Slip Transfer Fee - Berth Length: 40' and 45', fee is per foot	\$215.50		\$222.36	\$222.00		\$227.92	\$228.00	
Slip Transfer Fee - Berth Length: 50' and up, fee is per foot	\$350.53		\$361.68	\$362.00		\$370.72	\$371.00	
<b>Storage</b> <b>Sec 12.11</b> <b>Yes</b> <b>Per Fee</b>								
Dock Box - fee is per month for each additional (first box free)	\$16.62		\$17.15	\$17.00		\$17.58	\$18.00	
Multi-hull Surcharge	additional 40% of monthly berth fee		additional 40% of monthly berth fee			additional 40% of monthly berth fee		
Skiff, less than 20' and no power or dock box - fee is per month	\$110.81		\$114.34	\$114.00		\$117.19	\$117.00	
Small Boat Rack (Dingy, kayak or canoe) - fee is per month	\$27.70		\$28.58	\$29.00		\$29.30	\$29.00	
Storage Lockers - fee is per month	\$27.70		\$28.58	\$29.00		\$29.30	\$29.00	
Wait List Fee - fee is per year	\$83.11		\$85.75	\$86.00		\$87.90	\$88.00	

Recreation and Park Department - Use of Surplus Revenue Detail

Fee Group	Use of Surplus Revenue
Japanese Tea Garden Admissions	Revenue from the Japanese Tea Garden supports maintenance of the Tea Garden as well as the rest of Golden Gate Park. The concessions and attractions in the park, including the Tea Garden, generate approximately \$7.7 million in revenue. Total maintenance of Golden Gate Park costs approximately \$11.7 million per year. The Tea Garden admission revenue helps to offset this cost.
Kezar Parking Lot fees	Revenue from Kezar Parking Lot also supports maintenance of Golden Gate Park. It is part of the \$7.7 million in revenue that offsets the \$11.7 million cost of maintaining the park.
Coit Tower Elevator Admissions	Revenue from the Coit Tower elevator supports maintenance of parks in Park Service Area 1 which includes the northern part of the City – North Beach, Chinatown, the Marina and the Richmond. Coit Tower elevator makes \$1,100,000 annually and helps to offset PSA 1 maintenance costs of approximately \$5.6 million per year.
Encroachment fees	These fees support park maintenance across the city.
Boat Storage	The department charges boat storage fees to the rowing clubs who store boats in the Lake Merced clubhouse. The fees generate approximately \$28,000 a year. The revenue from Boat Storage supports water-front recreation at Lake Merced.
GG Park Carrousel	Revenue from the Golden Gate Park Carousel also supports maintenance of Golden Gate Park. It is part of the \$7.7 million in revenue that offsets the \$11.7 million cost of maintaining the park.
Golden Gate Park Concourse Garage	The deposit and expenditure of all amounts collected from this facility are subject to the provisions of the "Golden Gate Park Revitalization Act of 1998," Appendix 41 of the Administrative Code. Garage revenue is used for operations and construction debt service. The City leases the facility to the Music Concourse Community Partnership, (MCCP,) a non-profit public benefit organization. MCCP pays the City \$120,000 annually which supports Golden Gate Park operations.



Ben Rosenfield  
Controller

Todd Rydstrom  
Deputy Controller

## MEMORANDUM

**TO:** Department of Public Health  
Treasurer/Tax Collector

**FROM:** Michelle Allersma, Director of Budget & Analysis  
Controller's Office

**CC:** The Honorable Board of Supervisors  
Clerk of the Board  
Police Department

**DATE:** July 1, 2016

**SUBJECT:** Medical Cannabis Dispensary Permit and License Fees  
– Municipal Code Authorized Fee Increases

The San Francisco Health Code Article 33, Section 3304 authorizes the Controller to adjust the Medical Cannabis Dispensary Permit and License Fees as appropriate to ensure that the program recovers the costs of operation without producing revenue which is significantly more than such costs. The adjusted rates shall become operative on July 1, 2016 for Fiscal Year 2016-17 and July 1, 2017 for Fiscal Year 2017-18. Applicable code sections may be found online at:

[http://www.amlegal.com/nxt/gateway.dll/California/health/article33medicalcannabisact?f=templates\\$fn=default.htm\\$3.0\\$vid=amlegal:sanfrancisco\\_ca\\$sanc=JD\\_3304](http://www.amlegal.com/nxt/gateway.dll/California/health/article33medicalcannabisact?f=templates$fn=default.htm$3.0$vid=amlegal:sanfrancisco_ca$sanc=JD_3304).

And

[http://library.amlegal.com/nxt/gateway.dll/California/business/article2licensefees?f=templates\\$fn=default.htm\\$3.0\\$vid=amlegal:sanfrancisco\\_ca\\$sanc=JD\\_249.20](http://library.amlegal.com/nxt/gateway.dll/California/business/article2licensefees?f=templates$fn=default.htm$3.0$vid=amlegal:sanfrancisco_ca$sanc=JD_249.20)

Please review the attached Fee Schedule and notify us of any further changes or updates. Based on the data submitted to the Controller, we have noted projected fee cost recoveries on the attached schedule. No fees appear to recover significantly more than the costs of providing the services.

Attachments: Fee Schedule

cc: Budget Analyst  
Mayor's Budget Office  
Public Health and Treasurer/Tax Collector, Chief Fiscal Officers

# Department of Public Health/Tax Collector - Medical Cannabis

Department	Code Section	Fee Description	FY 2015-16 Fee (Cost Recovery)	FY 2015-16 Estimated Cost Recovery	FY 2016-17 Fee (Cost Recovery)	FY 2016-17 Estimated Cost Recovery	FY 2017-18 Fee (Cost Recovery)	FY 2017-18 Estimated Cost Recovery
Public Health	Health Code Article 33 Sec 3304	Medical Cannabis Dispensary - Application Permit	\$8,661.00	100%	\$8,973.00	100%	\$8,973.00	100%
TTX	Business & Tax Regulations Code Article 2, Section 249.20	Medical Cannabis Dispensary - License Fee	\$4,220.18	100%	\$4,354.00	<100%	\$4,354.00	<100%



Ben Rosenfield  
Controller

Todd Rydstrom  
Deputy Controller

## MEMORANDUM

**TO:** Department of Public Works  
City Planning Commission  
Recreation and Park Department  
Department of Public Health

**FROM:** Michelle Allersma, Director of Budget & Analysis  
Controller's Office *Ar*

**CC:** The Honorable Board of Supervisors  
Clerk of the Board

**DATE:** July 1, 2016

**SUBJECT:** Personal Wireless Service Facilities Permit Fees – Municipal Code  
Authorized Fee Increases

The San Francisco Public Works Code Article 25, Section 1527 authorizes the Controller to adjust the application fees for Personal Wireless Service Facilities Permits set in this section to reflect changes in the relevant Consumer Price Index (CPI) without further action by the Board of Supervisors. The CPI adjustment factor for fee increases for Department of Public Works, Recreation and Park Department, and Department of Public Health effective July 1, 2016 is 3.18%, and 2.50% for fee increases effective July 1, 2017 based on Bureau of Labor Statistics data for CPI-All Urban Consumers for the San Francisco-Oakland-San Jose, CA area. The CPI adjustment factor for fee increase for City Planning Commission effective July 1, 2016 is 2.92% and 2.84% for fee increases effective July 1, 2017. Applicable code section may be found online here:

[http://www.amlegal.com/nxt/gateway.dll/California/publicworks/article25personalwirelessservicefaciliti?f=templates\\$fn=default.htm\\$3.0\\$vid=amlegal:sanfrancisco\\_ca\\$sanc=JD\\_1527](http://www.amlegal.com/nxt/gateway.dll/California/publicworks/article25personalwirelessservicefaciliti?f=templates$fn=default.htm$3.0$vid=amlegal:sanfrancisco_ca$sanc=JD_1527).

Please review the attached Fee Schedule and notify us of any further changes or updates. Based on the data submitted to the Controller, we have noted projected fee cost recoveries on the attached schedule. No fees appear to recover significantly more than the costs of providing the services.

Attachments: Fee Schedule

cc: Budget Analyst  
Mayor's Budget Office  
Public Works, Planning, Public Health, and Recreation and Park Chief Fiscal Officers

## Wireless Services Permit Fees

Department	Code Section	Fee Description	FY 2015-16 Fee (Rounded)	FY 2015-16 Estimated Cost Recovery	FY 2016-17 CPI	FY 2016-17 Fee with CPI Adjustment	FY 2016-17 Fee (Rounded)	FY 2016-17 Estimated Cost Recovery	FY 2017-18 CPI	FY 2017-18 Fee with CPI Adjustment	FY 2017-18 Fee (Rounded)	FY 2017-18 Estimated Cost Recovery
Public Works	Public Works Code, Article 25, Section 1527(a)(1)	Personal Wireless Service Facilities Site Permit – Application fee	\$462.00	100%	3.18%	\$476.71	\$477.00	100%	2.50%	488.62	489.00	100%
Public Works	Public Works Code, Article 25, Section 1527(b)	Hearing fee for Personal Wireless Service Facility - First protest	\$370.00	100%	3.18%	\$381.37	\$381.00	100%	2.50%	390.90	391.00	100%
Public Works	Public Works Code, Article 25, Section 1527(b)	Hearing fee for Personal Wireless Service Facility - Per each additional protest	\$77.00	100%	3.18%	\$79.45	\$79.00	100%	2.50%	\$81.44	81.00	100%
Public Works	Public Works Code, Article 25, Section 1527(c)	Renewal fee for each Personal Wireless Service Facility	\$231.00	100%	3.18%	\$238.35	\$238.00	100%	2.50%	\$244.31	244.00	100%
Public Works	Public Works Code, Article 25, Section 1527(d)	Modification fee for each Personal Wireless Service Facility	\$347.00	100%	3.18%	\$358.06	\$358.00	100%	2.50%	\$367.01	367.00	100%
Public Works	Public Works Code, Article 25, Section 1527(e)	Inspection fee for each Personal Wireless Service Facility	\$169.00	100%	3.18%	\$174.11	\$174.00	100%	2.50%	\$178.46	178.00	100%
City Planning	Public Works Code, Article 25, Section 1527(a)(2)(A)	Personal Wireless Service Facilities Site Permit – Application fee	\$214.00	100%	2.92%	\$220.49	\$220.00	100%	2.84%	\$226.76	227.00	100%
Recreation & Park	Public Works Code, Article 25, Section 1527(a)(2)(B)	Personal Wireless Service Facilities Site Permit – Application fee	\$141.00	100%	3.18%	\$145.09	\$145.00	100%	2.50%	\$148.72	149.00	100%
Public Health	Public Works Code, Article 25, Section 1527(a)(2)(C)	Personal Wireless Service Facilities Site Permit – Application fee	\$204.00	100%	3.18%	\$210.09	\$210.00	100%	2.50%	\$215.34	215.00	100%



Ben Rosenfield  
Controller

Todd Rydstrom  
Deputy Controller

## MEMORANDUM

**TO:** Mayor's Office of Housing

**FROM:** Michelle Allersma, Director of Budget & Analysis  
Controller's Office

**CC:** The Honorable Board of Supervisors  
Clerk of the Board

**DATE:** July 1, 2016

**SUBJECT:** Mayor's Office of Housing Administrative Fees – Municipal Code  
Authorized Fee Increases

The San Francisco Administrative Code Chapter 8, Section 8.43 authorizes the Controller to adjust the fees set in that section to reflect changes in the relevant Consumer Price Index (CPI) without further action by the Board of Supervisors. The CPI adjustment factor for fee increases effective July 1, 2016 is 3.18%, and 2.50% for fee increases effective July 1, 2017 based on Bureau of Labor Statistics data for CPI-All Urban Consumers for the San Francisco-Oakland-San Jose, CA area. Administratively, the Controller grants departments the authority to round new fees to the nearest dollar, half dollar, or quarter, as appropriate. Applicable code sections may be found online here:

[http://www.amlegal.com/nxt/gateway.dll/California/administrative/chapter8documentsrecordsandpublications?f=templates\\$fn=default.htm\\$3.0\\$vid=amlegal:sanfrancisco\\_ca\\$anc=JD\\_8.43](http://www.amlegal.com/nxt/gateway.dll/California/administrative/chapter8documentsrecordsandpublications?f=templates$fn=default.htm$3.0$vid=amlegal:sanfrancisco_ca$anc=JD_8.43).

Please review the attached Fee Schedule and notify us of any further changes or updates. Based on the data submitted to the Controller, we have noted projected fee cost recoveries on the attached schedule. No fees appear to recover significantly more than the costs of providing the services.

Attachments: Fee Schedule

cc: Budget Analyst  
Mayor's Budget Office  
Mayor's Office of Housing, Chief Fiscal Officer

## Mayor's Office of Housing - Administrative Fees

Code Section	Fee Description	FY 2015-16 Fee	FY 2015-16 Estimated Cost Recovery	FY 2016-17 CPI	FY 2016-17 Fee with CPI Adjustment	FY 2016-17 Fee	FY 2016-17 Estimated Cost Recovery	FY 2017-18 CPI	FY 2017-18 Fee with CPI Adjustment	FY 2017-18 Fee	FY 2017-18 Estimated Cost Recovery
Administrative Code Chapter 8 Sec 8.43	Mortgage Credit Certificate (MCC) Fee	\$675.00	100%	3.18%	\$696.44	\$696.00	100%	2.50%	\$713.85	\$714.00	100%
Administrative Code Chapter 8 Sec 8.43	Fee for Refinance of Mortgage Credit Certificate	\$675.00	100%	3.18%	\$696.44	\$696.00	100%	2.50%	\$713.85	\$714.00	100%
Administrative Code Chapter 8 Sec 8.43	Downpayment Assistance Loan Program Fee	\$562.00	100%	3.18%	\$580.37	\$580.00	100%	2.50%	\$594.87	\$595.00	100%
Administrative Code Chapter 8 Sec 8.43	First-Time Homebuyer Program Administrative Fee	\$562.00	100%	3.18%	\$580.37	\$580.00	100%	2.50%	\$594.87	\$595.00	100%
Administrative Code Chapter 8 Sec 8.43	Loan Subordination Fee (Single-Family Borrowers)	\$562.00	100%	3.18%	\$580.37	\$580.00	100%	2.50%	\$594.87	\$595.00	100%
Administrative Code Chapter 8 Sec 8.43	Loan Servicing Fee, Multifamily Rental Projects	\$2,185.00	100%	3.18%	\$2,254.86	\$2,255.00	100%	2.50%	\$2,311.23	\$2,311.00	100%

Ben Rosenfield  
ControllerTodd Rydstrom  
Deputy Controller

## M E M O R A N D U M

**TO:** Department of Public Works

**FROM:** Michelle Allersma, Director of Budget & Analysis  
Controller's Office

**CC:** The Honorable Board of Supervisors  
Clerk of the Board

**DATE:** July 1, 2016

**SUBJECT:** Blight Inspection Fee – Municipal Code Authorized Fee Increases

The San Francisco Administrative Code Chapter 80, Section 80.4 authorizes the Controller to annually adjust the Blight Inspection Fee to reflect the two-year average change in the relevant Consumer Price Index (CPI) without further action by the Board of Supervisors. The two-year CPI adjustment factor for fee increases effective July 1, 2016 is 3.18%, and 2.50% for fee increases effective July 1, 2017 based upon the CPI-All Urban Consumers for the San Francisco-Oakland-San Jose, CA area. Administratively, the Controller grants departments the authority to round new fees to the nearest dollar, half dollar, or quarter, as appropriate. Applicable code sections may be found online here:

[http://www.amlegal.com/nxt/gateway.dll/California/administrative/chapter80anti-blightenforcementprocedure?f=templates\\$fn=default.htm\\$3.0\\$vid=amlegal:sanfrancisco\\_ca\\$anc=JD\\_80.4](http://www.amlegal.com/nxt/gateway.dll/California/administrative/chapter80anti-blightenforcementprocedure?f=templates$fn=default.htm$3.0$vid=amlegal:sanfrancisco_ca$anc=JD_80.4).

Please review the attached Fee Schedule and notify us of any further changes or updates. Based on the data submitted to the Controller, we have noted projected fee cost recoveries on the attached schedule. No fees appear to recover significantly more than the costs of providing the service.

Attachments: Fee Schedule

cc: Budget Analyst  
Mayor's Budget Office  
Public Works, Chief Fiscal Officer

Department of Public Works - Blight Fee

Department	Code Section	Fee Description	FY 2015-16 Fee (Rounded)	FY 2015-16 Estimated Cost Recovery	FY 2016-17 2- year CPI	FY 2016-17 Fee with CPI Adjustment	FY 2016-17 Fee (Rounded)	FY 2016-17 Estimated Cost Recovery	FY 2017-18 2- year CPI	FY 2017-18 Fee with CPI Adjustment	FY 2017-18 Fee (Rounded)	FY 2017-18 Estimated Cost Recovery
Public Works	Administrative Code Chapter 80 Sec 80.4(b)	Blight Inspection Fee	\$290.00	100%	3.18%	\$299.57	\$300.00	100%	2.50%	\$307.06	\$307.00	100%



Ben Rosenfield  
Controller

Todd Rydstrom  
Deputy Controller

## MEMORANDUM

**TO:** Planning Department

**FROM:** Michelle Allersma, Director of Budget & Analysis *MA*  
Controller's Office

**CC:** The Honorable Board of Supervisors  
Clerk of the Board

**DATE:** June 29, 2016

**SUBJECT:** City Planning Commission Services and Permits –  
Municipal Code Authorized Fee Increases

The San Francisco Planning Code Article 3.5, Section 350 authorizes the Controller to adjust certain fees in Sections 350 through 358 to reflect the two-year average change in the relevant Consumer Price Index (CPI). The two-year CPI adjustment factor for fee increases effective July 1, 2016 is 2.92%, and 2.84% for fee increases effective July 1, 2017 based upon the CPI-All Urban Consumers for the San Francisco-Oakland-San Jose, CA area. Administratively, the Controller grants departments the authority to round new fees to the nearest dollar, half dollar, or quarter, as appropriate. Applicable code sections may be found online here:

[http://www.amlegal.com/nxt/gateway.dll/California/planning/article35fees?f=templates\\$fn=default.htm\\$3.0\\$vid=amlegal:sanfrancisco\\_ca\\$anc=JD\\_350](http://www.amlegal.com/nxt/gateway.dll/California/planning/article35fees?f=templates$fn=default.htm$3.0$vid=amlegal:sanfrancisco_ca$anc=JD_350).

Please review the attached Fee Schedule and notify us of any further changes or updates. Based on the data submitted to the Controller, we have noted projected fee cost recoveries on the attached schedule. No fees appear to recover significantly more than the costs of providing the services.

Attachment: Fee Schedule

cc: Budget Analyst  
Mayor's Budget Office  
Planning Department, Chief Fiscal Officer

## City Planning - Planning Fees

Code Section	Fee Description	FY 2015-16 Fee with CPI Adjustment	FY 2015-16 Fee (Rounded)	FY 2015-16 Estimated Cost Recovery	FY 2016-17 2-year CPI	FY 2016-17 Fee with CPI Adjustment	FY 2016-17 Fee (Rounded)	FY 2016-17 Estimated Cost Recovery	FY 2017-18 2-year CPI	FY 2017-18 Fee with CPI Adjustment	FY 2017-18 Fee (Rounded)	FY 2017-18 Estimated Cost Recovery
Planning Code Article 3.5 Sec 351 (a)	Subscription to Planning Commission Agendas	\$ 41.88	\$ 42.00	100%	2.92%	\$ 43.10	\$ 43.00	100%	2.84%	\$ 44.32	\$ 44.00	100%
Planning Code Article 3.5 Sec 351 (b)	Subscription to Landmarks Board Agendas	\$ 41.88	\$ 42.00	100%	2.92%	\$ 43.10	\$ 43.00	100%	2.84%	\$ 44.32	\$ 44.00	100%
Planning Code Article 3.5 Sec 351 (e)(1)	Monitoring Projects - Initial Fee	\$ 1,270.59	\$ 1,271.00	100%	2.92%	\$ 1,307.69	\$ 1,308.00	100%	2.84%	\$ 1,344.83	\$ 1,345.00	100%
Planning Code Article 3.5 Sec 351 (f)	Project Review - 5 or fewer dwelling units & affordable housing	\$ 414.35	\$ 414.00	100%	2.92%	\$ 426.44	\$ 426.00	100%	2.84%	\$ 438.56	\$ 439.00	100%
Planning Code Article 3.5 Sec 351 (f)	Project Review - all other projects	\$ 979.66	\$ 980.00	100%	2.92%	\$ 1,008.27	\$ 1,008.00	100%	2.84%	\$ 1,036.90	\$ 1,037.00	100%
Planning Code Article 3.5 Sec 351 (g)(1)(A)	Project Notifications for Individual - First address	\$ 36.37	\$ 36.00	100%	2.92%	\$ 37.43	\$ 37.00	100%	2.84%	\$ 38.49	\$ 38.00	100%
Planning Code Article 3.5 Sec 351 (g)(1)(B)	Project Notifications for Individual - Additional Addresses	\$ 14.33	\$ 14.00	100%	2.92%	\$ 14.74	\$ 15.00	100%	2.84%	\$ 15.16	\$ 15.00	100%
Planning Code Article 3.5 Sec 351 (g)(2)(A)	Project Notifications for Organization - First address	\$ 36.37	\$ 36.00	10 - 50% depending on block & lot	2.92%	\$ 37.43	\$ 37.00	10 - 50% depending on block & lot	2.84%	\$ 38.49	\$ 38.00	10 - 50% depending on block & lot
Planning Code Article 3.5 Sec 351 (g)(2)(B)	Project Notifications for Organization - Additional addresses	\$ 14.33	\$ 14.00	10 - 50% depending on block & lot	2.92%	\$ 14.74	\$ 15.00	10 - 50% depending on block & lot	2.84%	\$ 15.16	\$ 15.00	10 - 50% depending on block & lot
Planning Code Article 3.5 Sec 351 (h)	Zoning Administrator Written Determinations pursuant to Sec. 307(a) for zoning letters of conformance	\$ 137.75	\$ 138.00	100%	2.92%	\$ 141.77	\$ 142.00	100%	2.84%	\$ 145.80	\$ 146.00	100%
Planning Code Article 3.5 Sec 351 (h)	Other Zoning Administrator Written Determinations	\$ 620.42	\$ 620.00	100%	2.92%	\$ 638.53	\$ 639.00	100%	2.84%	\$ 656.67	\$ 657.00	100%
Planning Code Article 3.5 Sec 351 (i)	Preliminary Project Assessment (credited towards first project application filed)	\$ 4,979.86	\$ 4,980.00	100%	2.92%	\$ 5,125.27	\$ 5,125.00	100%	2.84%	\$ 5,270.83	\$ 5,271.00	100%
Planning Code Article 3.5 Sec 352 (a)	Surcharge for conditional use or planned unit development	\$ 119.65	\$ 120.00	100%	2.92%	\$ 123.15	\$ 123.00	100%	2.84%	\$ 126.64	\$ 127.00	100%
Planning Code Article 3.5 Sec 352 (a)	Conditional Use/PUD - No Construction Cost, excluding extension of hours	\$ 2,024.34	\$ 2,024.00	100%	2.92%	\$ 2,083.45	\$ 2,083.00	100%	2.84%	\$ 2,142.62	\$ 2,143.00	100%
Planning Code Article 3.5 Sec 352 (a)	Conditional Use/PUD - Construction Cost, extension of hours	\$ 1,446.90	\$ 1,447.00	100%	2.92%	\$ 1,489.15	\$ 1,489.00	100%	2.84%	\$ 1,531.45	\$ 1,531.00	100%
Planning Code Article 3.5 Sec 352 (a)	Conditional Use/PUD - Wireless Telecommunications Services	\$ 5,061.41	\$ 5,061.00	100%	2.92%	\$ 5,209.20	\$ 5,209.00	100%	2.84%	\$ 5,357.14	\$ 5,357.00	100%
Planning Code Article 3.5 Sec 352 (a)	Conditional Use/PUD - Estimated Construction Cost \$1-9,999	\$ 1,446.90	\$ 1,447.00	100%	2.92%	\$ 1,489.15	\$ 1,489.00	100%	2.84%	\$ 1,531.45	\$ 1,531.00	100%
Planning Code Article 3.5 Sec 352 (a)	Conditional Use/PUD - Estimated Construction Cost \$10,000- 999,999	\$ 1,446.90	\$ 1,447.00	100%	2.92%	\$ 1,489.15	\$ 1,489.00	100%	2.84%	\$ 1,531.45	\$ 1,531.00	100%
Planning Code Article 3.5 Sec 352 (a)	Conditional Use/PUD - Estimated Construction Cost \$1,000,000- 4,999,999	\$ 8,065.41	\$ 8,065.00	100%	2.92%	\$ 8,300.92	\$ 8,301.00	100%	2.84%	\$ 8,536.67	\$ 8,537.00	100%

## City Planning - Planning Fees

Code Section	Fee Description	FY 2015-16 Fee with CPI Adjustment	FY 2015-16 Fee (Rounded)	FY 2015-16 Estimated Cost Recovery	FY 2016-17 2-year CPI	FY 2016-17 Fee with CPI Adjustment	FY 2016-17 Fee (Rounded)	FY 2016-17 Estimated Cost Recovery	FY 2017-18 2-year CPI	FY 2017-18 Fee with CPI Adjustment	FY 2017-18 Fee (Rounded)	FY 2017-18 Estimated Cost Recovery
Planning Code Article 3.5 Sec 352 (a)	Conditional Use/PUD - Estimated Construction Cost \$5,000,000- 9,999,999	\$ 39,972.23	\$ 39,972.00	100%	2.92%	\$ 41,139.42	\$ 41,139.00	100%	2.84%	\$ 42,307.77	\$ 42,308.00	100%
Planning Code Article 3.5 Sec 352 (a)	Conditional Use/PUD - Estimated Construction Cost \$10,000,000- 19,999,999	\$ 73,400.88	\$ 73,401.00	100%	2.92%	\$ 75,544.18	\$ 75,544.00	100%	2.84%	\$ 77,689.64	\$ 77,690.00	100%
Planning Code Article 3.5 Sec 352 (a)	Conditional Use/PUD - Estimated Construction Cost \$20,000,000 or more	\$ 108,238.97	\$ 108,239.00	100%	2.92%	\$ 111,399.54	\$ 111,400.00	100%	2.84%	\$ 114,563.29	\$ 114,563.00	100%
Planning Code Article 3.5 Sec 352 (b)	Variance - Estimated Construction Cost \$0-9,999	\$ 919.05	\$ 919.00	100%	2.92%	\$ 945.89	\$ 946.00	100%	2.84%	\$ 972.75	\$ 973.00	100%
Planning Code Article 3.5 Sec 352 (b)	Variance - Estimated Construction Cost \$10,000-19,999	\$ 2,048.59	\$ 2,049.00	100%	2.92%	\$ 2,108.40	\$ 2,108.00	100%	2.84%	\$ 2,168.28	\$ 2,168.00	100%
Planning Code Article 3.5 Sec 352 (b)	Variance - Estimated Construction Cost \$20,000+	\$ 4,171.01	\$ 4,171.00	100%	2.92%	\$ 4,292.80	\$ 4,293.00	100%	2.84%	\$ 4,414.71	\$ 4,415.00	100%
Planning Code Article 3.5 Sec 352 (c)	Downtown District Review and Coastal Zone Permit Hearing - Estimated Construction Cost \$0- 9,999	\$ 287.62	\$ 288.00	100%	2.92%	\$ 296.02	\$ 296.00	100%	2.84%	\$ 304.42	\$ 304.00	100%
Planning Code Article 3.5 Sec 352 (c)	Downtown District Review and Coastal Zone Permit Hearing - Estimated Construction Cost \$10,000-999,999	\$ 293.13	\$ 293.00	100%	2.92%	\$ 301.69	\$ 302.00	100%	2.84%	\$ 310.25	\$ 310.00	100%
Planning Code Article 3.5 Sec 352 (c)	Downtown District Review and Coastal Zone Permit Hearing - Estimated Construction Cost \$1,000,000-4,999,999	\$ 1,622.12	\$ 1,622.00	100%	2.92%	\$ 1,669.48	\$ 1,669.00	100%	2.84%	\$ 1,716.90	\$ 1,717.00	100%
Planning Code Article 3.5 Sec 352 (c)	Downtown District Review and Coastal Zone Permit Hearing - Estimated Construction Cost \$5,000,000-9,999,999	\$ 8,020.23	\$ 8,020.00	100%	2.92%	\$ 8,254.42	\$ 8,254.00	100%	2.84%	\$ 8,488.85	\$ 8,489.00	100%
Planning Code Article 3.5 Sec 352 (c)	Downtown District Review and Coastal Zone Permit Hearing - Estimated Construction Cost \$10,000,000-19,999,999	\$ 14,678.41	\$ 14,678.00	100%	2.92%	\$ 15,107.02	\$ 15,107.00	100%	2.84%	\$ 15,536.06	\$ 15,536.00	100%
Planning Code Article 3.5 Sec 352 (c)	Downtown District Review and Coastal Zone Permit Hearing - Estimated Construction Cost \$20,000,000 or more	\$ 21,672.70	\$ 21,673.00	100%	2.92%	\$ 22,305.54	\$ 22,306.00	100%	2.84%	\$ 22,939.02	\$ 22,939.00	100%
Planning Code Article 3.5 Sec 352 (c)(1)	Applications with verified Code violations (plus time and materials)	\$ 229.21	\$ 229.00	100%	2.92%	\$ 235.91	\$ 236.00	100%	2.84%	\$ 242.61	\$ 243.00	100%
Planning Code Article 3.5 Sec 352 (c)(3)	Downtown District Review and Coastal Zone Permit Hearing - Minor Change of Condition Only	\$ 1,074.43	\$ 1,074.00	100%	2.92%	\$ 1,105.81	\$ 1,106.00	100%	2.84%	\$ 1,137.21	\$ 1,137.00	100%
Planning Code Article 3.5 Sec 352 (d)	Discretionary Review Request	\$ 562.01	\$ 562.00	100%	2.92%	\$ 578.42	\$ 578.00	100%	2.84%	\$ 594.85	\$ 595.00	100%
Planning Code Article 3.5 Sec 352 (d)	Mandatory discretionary review	\$ 3,866.86	\$ 3,867.00	100%	2.92%	\$ 3,979.77	\$ 3,980.00	100%	2.84%	\$ 4,092.80	\$ 4,093.00	100%
Planning Code Article 3.5 Sec 352 (e)(1)	Full Institutional Master Plan or Substantial Revision	\$ 13,789.11	\$ 13,789.00	100%	2.92%	\$ 14,191.75	\$ 14,192.00	100%	2.84%	\$ 14,594.80	\$ 14,595.00	100%

## City Planning - Planning Fees

Code Section	Fee Description	FY 2015-16 Fee with CPI Adjustment	FY 2015-16 Fee (Rounded)	FY 2015-16 Estimated Cost Recovery	FY 2016-17 2-year CPI	FY 2016-17 Fee with CPI Adjustment	FY 2016-17 Fee (Rounded)	FY 2016-17 Estimated Cost Recovery	FY 2017-18 2-year CPI	FY 2017-18 Fee with CPI Adjustment	FY 2017-18 Fee (Rounded)	FY 2017-18 Estimated Cost Recovery
Planning Code Article 3.5 Sec 352 (e)(2)	Abbreviated Institutional Master Plan	\$ 2,523.54	\$ 2,524.00	100%	2.92%	\$ 2,597.23	\$ 2,597.00	100%	2.84%	\$ 2,670.99	\$ 2,671.00	100%
Planning Code Article 3.5 Sec 352 (g)	General Plan Referrals	\$ 3,723.60	\$ 3,724.00	100%	2.92%	\$ 3,832.33	\$ 3,832.00	100%	2.84%	\$ 3,941.17	\$ 3,941.00	100%
Planning Code Article 3.5 Sec 352 (i)	Reclassify property or Impose Interim Zoning Controls	\$ 7,932.07	\$ 7,932.00	100%	2.92%	\$ 8,163.69	\$ 8,164.00	100%	2.84%	\$ 8,395.54	\$ 8,396.00	100%
Planning Code Article 3.5 Sec 352 (j)	Setback Line	\$ 3,206.77	\$ 3,207.00	100%	2.92%	\$ 3,300.41	\$ 3,300.00	100%	2.84%	\$ 3,394.14	\$ 3,394.00	100%
Planning Code Article 3.5 Sec 352 (k)	Temporary Use Fee	\$ 459.53	\$ 460.00	100%	2.92%	\$ 472.95	\$ 473.00	100%	2.84%	\$ 486.38	\$ 486.00	100%
Planning Code Article 3.5 Sec 352 (l)	Amendment to Text of Planning Code	\$ 15,848.72	\$ 15,849.00	100%	2.92%	\$ 16,311.50	\$ 16,312.00	100%	2.84%	\$ 16,774.75	\$ 16,775.00	100%
Planning Code Article 3.5 Sec 352 (m)	Determinations Related to Service Station Conversions	\$ 3,130.73	\$ 3,131.00	100%	2.92%	\$ 3,222.15	\$ 3,222.00	100%	2.84%	\$ 3,313.66	\$ 3,314.00	100%
Planning Code Article 3.5 Sec 352 (n)	Appeals to the Board of Supervisors	\$ 561.61	\$ 562.00	100%	2.92%	\$ 578.01	\$ 578.00	100%	2.84%	\$ 594.42	\$ 594.00	100%
Planning Code Article 3.5 Sec 353 (a)	Exception in C-3 District	\$ 2,041.97	\$ 2,042.00	100%	2.92%	\$ 2,101.60	\$ 2,102.00	100%	2.84%	\$ 2,161.29	\$ 2,161.00	100%
Planning Code Article 3.5 Sec 353 (b)	Modifications in C-3 District	Same as 352(a) above	Same as 352(a) above	100%	2.92%	Same as 352(a) above	Same as 352(a) above	100%	2.84%	Same as 352(a) above	Same as 352(a) above	100%
Planning Code Article 3.5 Sec 353 (c)	Office Development Limitation Projects	\$ 5,473.55	\$ 5,474.00	100%	2.92%	\$ 5,633.38	\$ 5,633.00	100%	2.84%	\$ 5,793.36	\$ 5,793.00	100%
Planning Code Article 3.5 Sec 353 (d)(1)	Article 11 Designated Buildings: Significant or Contributory Building, Designation or Change of Boundary	\$ 7,060.40	\$ 7,060.00	100%	2.92%	\$ 7,266.57	\$ 7,267.00	100%	2.84%	\$ 7,472.94	\$ 7,473.00	100%
Planning Code Article 3.5 Sec 353 (d)(2)	Article 11 Designated Buildings: Conservation District, Designation or Change of Boundary	\$ 7,060.40	\$ 7,060.00	100%	2.92%	\$ 7,266.57	\$ 7,267.00	100%	2.84%	\$ 7,472.94	\$ 7,473.00	100%
Planning Code Article 3.5 Sec 353 (d)(3)	Article 11 Designated Buildings: Permit to alter a Significant or Contributory Building Within a Designated Conservation District	\$ 9,321.67	\$ 9,322.00	100%	2.92%	\$ 9,593.87	\$ 9,594.00	100%	2.84%	\$ 9,866.33	\$ 9,866.00	100%
Planning Code Article 3.5 Sec 353 (d)(4)	Article 11 Designated Buildings: Alteration of a Contributory Building Located Outside a Conservation District	\$ 9,321.67	\$ 9,322.00	100%	2.92%	\$ 9,593.87	\$ 9,594.00	100%	2.84%	\$ 9,866.33	\$ 9,866.00	100%
Planning Code Article 3.5 Sec 353 (d)(5)	Article 11 Designated Buildings: Significant or Contributory Building Demolition	\$ 9,321.67	\$ 9,322.00	100%	2.92%	\$ 9,593.87	\$ 9,594.00	100%	2.84%	\$ 9,866.33	\$ 9,866.00	100%
Planning Code Article 3.5 Sec 353 (d)(6)	Statement of Eligibility	\$ 1,652.97	\$ 1,653.00	100%	2.92%	\$ 1,701.24	\$ 1,701.00	100%	2.84%	\$ 1,749.56	\$ 1,750.00	100%
Planning Code Article 3.5 Sec 353 (d)(7)	Certificate of Transfer, Execution	\$ 477.16	\$ 477.00	100%	2.92%	\$ 491.09	\$ 491.00	100%	2.84%	\$ 505.04	\$ 505.00	100%
Planning Code Article 3.5 Sec 353 (d)(8)	Certificate of Transfer of TDR	\$ 1,488.78	\$ 1,489.00	100%	2.92%	\$ 1,532.25	\$ 1,532.00	100%	2.84%	\$ 1,575.77	\$ 1,576.00	100%
Planning Code Article 3.5 Sec 355 (a)	Permit Applications - Estimated Construction Cost \$0-9,999	\$ 359.25	\$ 359.00	100%	2.92%	\$ 369.74	\$ 370.00	100%	2.84%	\$ 380.24	\$ 380.00	100%

## City Planning - Planning Fees

Code Section	Fee Description	FY 2015-16 Fee with CPI Adjustment	FY 2015-16 Fee (Rounded)	FY 2015-16 Estimated Cost Recovery	FY 2016-17 2-year CPI	FY 2016-17 Fee with CPI Adjustment	FY 2016-17 Fee (Rounded)	FY 2016-17 Estimated Cost Recovery	FY 2017-18 2-year CPI	FY 2017-18 Fee with CPI Adjustment	FY 2017-18 Fee (Rounded)	FY 2017-18 Estimated Cost Recovery
Planning Code Article 3.5 Sec 355 (a)	Permit Applications - Estimated Construction Cost \$10,000-49,999 (plus percentage)	\$ 368.06	\$ 368.00	100%	2.92%	\$ 378.81	\$ 379.00	100%	2.84%	\$ 389.57	\$ 390.00	100%
Planning Code Article 3.5 Sec 355 (a)	Permit Applications - Estimated Construction Cost \$50,000-99,999 (plus percentage)	\$ 2,319.67	\$ 2,320.00	100%	2.92%	\$ 2,387.41	\$ 2,387.00	100%	2.84%	\$ 2,455.21	\$ 2,455.00	100%
Planning Code Article 3.5 Sec 355 (a)	Permit Applications - Estimated Construction Cost \$100,000- 499,999 (plus percentage)	\$ 3,603.48	\$ 3,603.00	100%	2.92%	\$ 3,708.71	\$ 3,709.00	100%	2.84%	\$ 3,814.03	\$ 3,814.00	100%
Planning Code Article 3.5 Sec 355 (a)	Permit Applications - Estimated Construction Cost \$500,000- 999,999 (plus percentage)	\$ 14,819.47	\$ 14,819.00	100%	2.92%	\$ 15,252.19	\$ 15,252.00	100%	2.84%	\$ 15,685.36	\$ 15,685.00	100%
Planning Code Article 3.5 Sec 355 (a)	Permit Applications - Estimated Construction Cost \$1,00,000- 4,999,999 (plus percentage)	\$ 18,365.65	\$ 18,366.00	100%	2.92%	\$ 18,901.92	\$ 18,902.00	100%	2.84%	\$ 19,438.74	\$ 19,439.00	100%
Planning Code Article 3.5 Sec 355 (a)	Permit Applications - Estimated Construction Cost \$5,000,000- 99,999,999 (plus percentage)	\$ 29,502.29	\$ 29,502.00	100%	2.92%	\$ 30,363.75	\$ 30,364.00	100%	2.84%	\$ 31,226.08	\$ 31,226.00	100%
Planning Code Article 3.5 Sec 355 (a)	Permit Applications - Estimated Construction Cost \$100,000,000 or more	\$ 34,062.29	\$ 34,062.00	100%	2.92%	\$ 35,056.91	\$ 35,057.00	100%	2.84%	\$ 36,052.53	\$ 36,053.00	100%
Planning Code Article 3.5 Sec 355 (a)(1)	Inspection fee for applications with verified violations	\$ 1,270.59	\$ 1,271.00	100%	2.92%	\$ 1,307.69	\$ 1,308.00	100%	2.84%	\$ 1,344.83	\$ 1,345.00	100%
Planning Code Article 3.5 Sec 355 (a)(2)	Back Check Fee for Permit Revisions	\$ 229.21	\$ 229.00	100%	2.92%	\$ 235.91	\$ 236.00	100%	2.84%	\$ 242.61	\$ 243.00	100%
Planning Code Article 3.5 Sec 355 (a)(3)	Shadow Impact Fee	\$ 525.65	\$ 526.00	100%	2.92%	\$ 540.99	\$ 541.00	100%	2.84%	\$ 556.36	\$ 556.00	100%
Planning Code Article 3.5 Sec 355 (a)(4)	Public Notification	\$ 54.00	\$ 54.00	100%	2.92%	\$ 55.57	\$ 56.00	100%	2.84%	\$ 57.15	\$ 57.00	100%
Planning Code Article 3.5 Sec 355 (a)(5)	Public Notification	\$ 54.00	\$ 54.00	100%	2.92%	\$ 55.57	\$ 56.00	100%	2.84%	\$ 57.15	\$ 57.00	100%
Planning Code Article 3.5 Sec 355 (a)(7)	Permit for Solar Panels or solar equipment installation	\$ 154.28	\$ 154.00	100%	2.92%	\$ 158.78	\$ 159.00	100%	2.84%	\$ 163.29	\$ 163.00	100%
Planning Code Article 3.5 Sec 355 (b)	Building Permit Application for New Building - Estimated Construction Cost Less than \$100,000	\$ 2,498.20	\$ 2,498.00	100%	2.92%	\$ 2,571.14	\$ 2,571.00	100%	2.84%	\$ 2,644.16	\$ 2,644.00	100%
Planning Code Article 3.5 Sec 355 (b)	Building Permit Application for New Building - Estimated Construction Cost \$100,000-499,999 (plus percentage)	\$ 2,499.30	\$ 2,499.00	100%	2.92%	\$ 2,572.28	\$ 2,572.00	100%	2.84%	\$ 2,645.33	\$ 2,645.00	100%
Planning Code Article 3.5 Sec 355 (b)	Building Permit Application for New Building - Estimated Construction Cost \$500,000-\$999,999 (plus percentage)	\$ 13,717.48	\$ 13,717.00	100%	2.92%	\$ 14,118.03	\$ 14,118.00	100%	2.84%	\$ 14,518.99	\$ 14,519.00	100%
Planning Code Article 3.5 Sec 355 (b)	Building Permit Application for New Building - Estimated Construction Cost \$1,000,000-\$4,999,999 (plus percentage)	\$ 18,193.74	\$ 18,194.00	100%	2.92%	\$ 18,725.00	\$ 18,725.00	100%	2.84%	\$ 19,256.78	\$ 19,257.00	100%

## City Planning - Planning Fees

Code Section	Fee Description	FY 2015-16 Fee with CPI Adjustment	FY 2015-16 Fee (Rounded)	FY 2015-16 Estimated Cost Recovery	FY 2016-17 2-year CPI	FY 2016-17 Fee with CPI Adjustment	FY 2016-17 Fee (Rounded)	FY 2016-17 Estimated Cost Recovery	FY 2017-18 2-year CPI	FY 2017-18 Fee with CPI Adjustment	FY 2017-18 Fee (Rounded)	FY 2017-18 Estimated Cost Recovery
Planning Code Article 3.5 Sec 355 (b)	Building Permit Application for New Building - Estimated Construction Cost \$5,000,000-\$99,999,999 (plus percentage)	\$ 31,968.52	\$ 31,969.00	100%	2.92%	\$ 32,902.01	\$ 32,902.00	100%	2.84%	\$ 33,836.42	\$ 33,836.00	100%
Planning Code Article 3.5 Sec 355 (b)	Building Permit Application for New Building - Estimated Construction Cost \$100,000,000+	\$ 37,670.18	\$ 37,670.00	100%	2.92%	\$ 38,770.15	\$ 38,770.00	100%	2.84%	\$ 39,871.23	\$ 39,871.00	100%
Planning Code Article 3.5 Sec 355 (b)(1)	Inspection fee for applications with verified violations	\$ 1,270.59	\$ 1,271.00	100%	2.92%	\$ 1,307.69	\$ 1,308.00	100%	2.84%	\$ 1,344.83	\$ 1,345.00	100%
Planning Code Article 3.5 Sec 355 (c)	Demolition Application	\$ 1,621.02	\$ 1,621.00	100%	2.92%	\$ 1,668.35	\$ 1,668.00	100%	2.84%	\$ 1,715.73	\$ 1,716.00	100%
Planning Code Article 3.5 Sec 355 (d)	Fire, Police, Heath Dept. Permit Application Review	\$ 136.65	\$ 137.00	100%	2.92%	\$ 140.64	\$ 141.00	100%	2.84%	\$ 144.63	\$ 145.00	100%
Planning Code Article 3.5 Sec 355 (e)	Sign Applications	\$ 143.26	\$ 143.00	100%	2.92%	\$ 147.44	\$ 147.00	100%	2.84%	\$ 151.63	\$ 152.00	100%
Planning Code Article 3.5 Sec 356 (a)	Landmarks Designation	\$ 294.23	\$ 294.00	100%	2.92%	\$ 302.82	\$ 303.00	100%	2.84%	\$ 311.42	\$ 311.00	100%
Planning Code Article 3.5 Sec 356 (b)	Historical Districts Designation, Amendment, Rescission	\$ 1,178.02	\$ 1,178.00	100%	2.92%	\$ 1,212.42	\$ 1,212.00	100%	2.84%	\$ 1,246.85	\$ 1,247.00	100%
Planning Code Article 3.5 Sec 356 (c)	Certificate of Appropriateness - Project with Estimated Cost < \$1,000	\$ 346.02	\$ 346.00	100%	2.92%	\$ 356.13	\$ 356.00	100%	2.84%	\$ 366.24	\$ 366.00	100%
Planning Code Article 3.5 Sec 356 (c)	Certificate of Appropriateness - Project with Estimated Cost < \$20,000	\$ 1,379.68	\$ 1,380.00	100%	2.92%	\$ 1,419.97	\$ 1,420.00	100%	2.84%	\$ 1,460.30	\$ 1,460.00	100%
Planning Code Article 3.5 Sec 356 (c)	Certificate of Appropriateness - Project with Estimated Cost > \$20,000	\$ 6,383.79	\$ 6,384.00	100%	2.92%	\$ 6,570.19	\$ 6,570.00	100%	2.84%	\$ 6,756.79	\$ 6,757.00	100%
Planning Code Article 3.5 Sec 356 (d)	Compatible Rehabilitation or Replacement Building	Same as Section 352 (a) above	Same as Section 352 (a) above	100%	2.92%	Same as Section 352 (a) above	Same as Section 352 (a) above	100%	2.84%	Same as Section 352 (a) above	Same as Section 352 (a) above	100%
Planning Code Article 3.5 Sec 356 (e)	Processing and Administering an Application Under California Mills Act - Commercial Properties	\$ 5,389.72	\$ 5,390.00	100%	2.92%	\$ 5,547.10	\$ 5,547.00	100%	2.84%	\$ 5,704.64	\$ 5,705.00	100%
Planning Code Article 3.5 Sec 356 (e)	Processing and Administering an Application Under California Mills Act - Residential Properties	\$ 2,694.86	\$ 2,695.00	100%	2.92%	\$ 2,773.55	\$ 2,774.00	100%	2.84%	\$ 2,852.32	\$ 2,852.00	100%
Planning Code Article 3.5 Sec 357 (a)	Transportation Study	\$ 23,976.94	\$ 23,977.00	100%	2.92%	\$ 24,677.07	\$ 24,677.00	100%	2.84%	\$ 25,377.90	\$ 25,378.00	100%
Planning Code Article 3.5 Sec 357 (b)	MTA Review of Transportation Impact Study	\$ 4,611.80	\$ 4,612.00	100%	2.92%	\$ 4,746.46	\$ 4,746.00	100%	2.84%	\$ 4,881.26	\$ 4,881.00	100%
Planning Code Article 3.5 Sec 358 (a)	Sign Relocation Agreement Application	\$ 1,376.38	\$ 1,376.00	100%	2.92%	\$ 1,416.57	\$ 1,417.00	100%	2.84%	\$ 1,456.80	\$ 1,457.00	100%
Planning Code Article 3.5 Sec 358 (b)	Sign Initial Inventory Processing	\$ 770.29	\$ 770.00	100%	2.92%	\$ 792.78	\$ 793.00	100%	2.84%	\$ 815.29	\$ 815.00	100%
Planning Code Article 3.5 Sec 358 (c)	Sign In-Lieu Application	\$ 439.69	\$ 440.00	100%	2.92%	\$ 452.53	\$ 453.00	100%	2.84%	\$ 465.38	\$ 465.00	100%
Planning Code Article 3.5 Sec 358 (d)	Sign Annual Inventory Maintenance	\$ 249.05	\$ 249.00	100%	2.92%	\$ 256.32	\$ 256.00	100%	2.84%	\$ 263.60	\$ 264.00	100%



Ben Rosenfield  
Controller

Todd Rydstrom  
Deputy Controller

## MEMORANDUM

**TO:** Planning Department

**FROM:** Michelle Allersma, Director of Budget & Analysis *MA*  
Controller's Office

**CC:** The Honorable Board of Supervisors  
Clerk of the Board

**DATE:** June 29, 2016

**SUBJECT:** City Planning Commission Environmental Review Fees –  
Municipal Code Authorized Fee Increases

The San Francisco Administrative Code Chapter 31 Article IV, Section 31.22 authorizes the Controller to adjust certain fees in Sections 31.22 and 31.23 to reflect the two-year average change in the relevant Consumer Price Index (CPI). The two-year CPI adjustment factor for fee increases effective July 1, 2016 is 2.92%, and 2.84% for fee increases effective July 1, 2017 based upon the CPI-All Urban Consumers for the San Francisco-Oakland-San Jose, CA area. Administratively, the Controller grants departments the authority to round new fees to the nearest dollar, half dollar, or quarter, as appropriate. Applicable code sections may be found online here:

[http://www.amlegal.com/nxt/gateway.dll/California/administrative/chapter31californiaenvironmentalqualitya?f=templates\\$fn=default.htm\\$3.0\\$vid=amlegal:sanfrancisco\\_ca\\$anc=JD\\_31.22](http://www.amlegal.com/nxt/gateway.dll/California/administrative/chapter31californiaenvironmentalqualitya?f=templates$fn=default.htm$3.0$vid=amlegal:sanfrancisco_ca$anc=JD_31.22).

Please review the attached Fee Schedule and notify us of any further changes or updates. Based on the data submitted to the Controller, we have noted projected fee cost recoveries on the attached schedule. No fees appear to recover significantly more than the costs of providing the services.

Attachment: Fee Schedule

cc: Budget Analyst  
Mayor's Budget Office  
Planning Department, Chief Fiscal Officer

# City Planning - Environmental Review Fees

Code Section	Fee Description	FY 2015-16 Fee (Rounded)	FY 2015-16 Estimated Cost Recovery	FY 2016-17 2-year CPI	FY 2016-17 Fee with CPI Adjustment	FY 2016-17 Fee (Rounded)	FY 2016-17 Estimated Cost Recovery	FY 2017-18 2-year CPI	FY 2017-18 Fee with CPI Adjustment	FY 2017-18 Fee (Rounded)	FY 2017-18 Estimated Cost Recovery
Admin Code Chapter 31 Article IV Sec 31.22 (a)(1)	Initial Study Outside Plan Areas - Estimated Construction Cost between \$0 and \$9,999	\$ 1,203.00	100%	2.92%	\$ 1,238.50	\$ 1,239.00	100.00%	2.84%	\$ 1,273.68	\$ 1,274.00	100%
Admin Code Chapter 31 Article IV Sec 31.22 (a)(1)	Initial Study Outside Plan Areas - Estimated Construction Cost between \$10,000 and \$199,999	\$ 4,682.00	100%	2.92%	\$ 4,819.05	\$ 4,819.00	100.00%	2.84%	\$ 4,955.91	\$ 4,956.00	100%
Admin Code Chapter 31 Article IV Sec 31.22 (a)(1)	Initial Study Outside Plan Areas - Estimated Construction Cost between \$200,000 and \$999,999	\$ 9,092.00	100%	2.92%	\$ 9,357.96	\$ 9,358.00	100.00%	2.84%	\$ 9,623.73	\$ 9,624.00	100%
Admin Code Chapter 31 Article IV Sec 31.22 (a)(1)	Initial Study Outside Plan Areas - Estimated Construction Cost between \$1,000,000 and \$9,999,999	\$ 23,127.00	100%	2.92%	\$ 23,802.63	\$ 23,803.00	100.00%	2.84%	\$ 24,478.63	\$ 24,479.00	100%
Admin Code Chapter 31 Article IV Sec 31.22 (a)(1)	Initial Study Outside Plan Areas - Estimated Construction Cost between \$10,000,000 and \$29,999,999	\$ 155,622.00	100%	2.92%	\$ 160,166.19	\$ 160,166.00	100.00%	2.84%	\$ 164,714.91	\$ 164,715.00	100%
Admin Code Chapter 31 Article IV Sec 31.22 (a)(1)	Initial Study Outside Plan Areas - Estimated Construction Cost between \$30,000,000 or more but less than \$49,999,999	\$ 246,327.00	100%	2.92%	\$ 253,520.10	\$ 253,520.00	100.00%	2.84%	\$ 260,720.07	\$ 260,720.00	100%
Admin Code Chapter 31 Article IV Sec 31.22 (a)(1)	Initial Study Outside Plan Areas - Estimated Construction Cost between \$50,000,000 and \$99,999,999	\$ 280,403.00	100%	2.92%	\$ 288,590.62	\$ 288,591.00	100.00%	2.84%	\$ 296,786.60	\$ 296,787.00	100%
Admin Code Chapter 31 Article IV Sec 31.22 (a)(1)	Initial Study Outside Plan Areas - Estimated Construction Cost is \$100,000,000 or more	\$ 300,903.00	100%	2.92%	\$ 309,582.80	\$ 309,583.00	100.00%	2.84%	\$ 318,374.96	\$ 318,375.00	100%
Admin Code Chapter 31 Article IV Sec 31.22 (a)(1)	Surcharge to cover costs of appeals to Board of Supervisors	\$ 120.00	100%	2.92%	\$ 123.15	\$ 123.00	100.00%	2.84%	\$ 126.64	\$ 127.00	100%
Admin Code Chapter 31 Article IV Sec 31.22 (a)(2)	Environmental Impact Report Outside Plan Areas - Estimated Construction Cost between \$0 and \$199,999	\$ 26,729.00	100%	2.92%	\$ 27,509.07	\$ 27,509.00	100.00%	2.84%	\$ 28,290.33	\$ 28,290.00	100%
Admin Code Chapter 31 Article IV Sec 31.22 (a)(2)	Environmental Impact Report Outside Plan Areas - Estimated Construction Cost between \$200,000 and \$999,999	\$ 26,729.00	100%	2.92%	\$ 27,509.07	\$ 27,509.00	100.00%	2.84%	\$ 28,290.33	\$ 28,290.00	100%
Admin Code Chapter 31 Article IV Sec 31.22 (a)(2)	Environmental Impact Report Outside Plan Areas - Estimated Construction Cost between \$1,000,000 and \$9,999,999	\$ 32,231.00	100%	2.92%	\$ 33,171.94	\$ 33,172.00	100.00%	2.84%	\$ 34,114.02	\$ 34,114.00	100%
Admin Code Chapter 31 Article IV Sec 31.22 (a)(2)	Environmental Impact Report Outside Plan Areas - Estimated Construction Cost between \$10,000,000 and \$29,999,999	\$ 73,049.00	100%	2.92%	\$ 75,182.39	\$ 75,182.00	100.00%	2.84%	\$ 77,317.57	\$ 77,318.00	100%
Admin Code Chapter 31 Article IV Sec 31.22 (a)(2)	Environmental Impact Report Outside Plan Areas - Estimated Construction Cost between \$30,000,000 and \$49,999,999	\$ 110,243.00	100%	2.92%	\$ 113,462.58	\$ 113,463.00	100.00%	2.84%	\$ 116,684.92	\$ 116,685.00	100%

# City Planning - Environmental Review Fees

Code Section	Fee Description	FY 2015-16 Fee (Rounded)	FY 2015-16 Estimated Cost Recovery	FY 2016-17 2-year CPI	FY 2016-17 Fee with CPI Adjustment	FY 2016-17 Fee (Rounded)	FY 2016-17 Estimated Cost Recovery	FY 2017-18 2-year CPI	FY 2017-18 Fee with CPI Adjustment	FY 2017-18 Fee (Rounded)	FY 2017-18 Estimated Cost Recovery
Admin Code Chapter 31 Article IV Sec 31.22 (a)(2)	Environmental Impact Report Outside Plan Areas - Estimated Construction Cost between \$50,000,000 and \$99,999,999	\$ 120,381.00	100%	2.92%	\$ 123,895.73	\$ 123,896.00	100.00%	2.84%	\$ 127,414.37	\$ 127,414.00	100%
Admin Code Chapter 31 Article IV Sec 31.22 (a)(2)	Environmental Impact Report Outside Plan Areas - Estimated Construction Cost is \$100,000,000 or more	\$ 145,939.00	100%	2.92%	\$ 150,200.32	\$ 150,200.00	100.00%	2.84%	\$ 154,466.01	\$ 154,466.00	100%
Admin Code Chapter 31 Article IV Sec 31.22 (a)(3)	Appeal of Preliminary Negative Declaration to Planning Commission	\$ 562.00	100%	2.92%	\$ 578.01	\$ 578.00	100.00%	2.84%	\$ 594.42	\$ 594.00	100%
Admin Code Chapter 31 Article IV Sec 31.22 (a)(4)	Appeal of Negative Declaration, EIR Certification, Categorical Exemption determination to the Board of Supervisors	\$ 562.00	100%	2.92%	\$ 578.01	\$ 578.00	100.00%	2.84%	\$ 594.42	\$ 594.00	100%
Admin Code Chapter 31 Article IV Sec 31.22 (a)(5)	EIR Addendum or Negative Declaration Addendum/Reevaluation of a Modified Project	\$ 25,174.00	100%	2.92%	\$ 25,908.77	\$ 25,909.00	100.00%	2.84%	\$ 26,644.58	\$ 26,645.00	100%
Admin Code Chapter 31 Article IV Sec 31.22 (a)(6)	Supplement to a Draft or Certified EIR	1/2 of the fee in Subsection (a)(2)	100%	2.92%	1/2 of the fee in Subsection (a)(2)	1/2 of the fee in Subsection (a)(2)	100.00%	2.84%	1/2 of the fee in Subsection (a)(2)	1/2 of the fee in Subsection (a)(2)	100%
Admin Code Chapter 31 Article IV Sec 31.22 (a)(6)	Surcharge to cover costs of appeals to Board of Supervisors	\$ 120.00	100%	2.92%	\$ 123.15	\$ 123.00	100.00%	2.84%	\$ 126.64	\$ 127.00	100%
Admin Code Chapter 31 Article IV Sec 31.22 (a)(7)(A)	Certificate of Exemption from Environmental Review - Applications that require only a stamp	\$ 321.00	100%	2.92%	\$ 330.04	\$ 330.00	100.00%	2.84%	\$ 339.41	\$ 339.00	100%
Admin Code Chapter 31 Article IV Sec 31.22 (a)(7)(A)	Certificate of Exemption from Environmental Review - Applications that include HRER Review or Require an Exemption Certificate	\$ 6,278.00	100%	2.92%	\$ 6,461.31	\$ 6,461.00	100.00%	2.84%	\$ 6,644.82	\$ 6,645.00	100%
Admin Code Chapter 31 Article IV Sec 31.22 (a)(7)(A)	Surcharge to cover costs of appeals to Board of Supervisors	\$ 120.00	100%	2.92%	\$ 123.15	\$ 123.00	100.00%	2.84%	\$ 126.64	\$ 127.00	100%
Admin Code Chapter 31 Article IV Sec 31.22 (a)(7)(B)	Class 32 Categorical Exemption Certificate Applications (CEQA Review). Estimated Construction Cost between \$0 and \$9,999	\$ 11,544.00	100%	2.92%	\$ 11,881.47	\$ 11,881.00	100.00%	2.84%	\$ 12,218.90	\$ 12,219.00	100%
Admin Code Chapter 31 Article IV Sec 31.22 (a)(7)(B)	Class 32 Categorical Exemption Certificate Applications (CEQA Review). Estimated Construction Cost between \$10,000 \$199,999	\$ 11,544.00	100%	2.92%	\$ 11,881.47	\$ 11,881.00	100.00%	2.84%	\$ 12,218.90	\$ 12,219.00	100%
Admin Code Chapter 31 Article IV Sec 31.22 (a)(7)(B)	Class 32 Categorical Exemption Certificate Applications (CEQA Review). Estimated Construction Cost between \$200,000 \$999,999	\$ 11,925.00	100%	2.92%	\$ 12,272.75	\$ 12,273.00	100.00%	2.84%	\$ 12,621.30	\$ 12,621.00	100%
Admin Code Chapter 31 Article IV Sec 31.22 (a)(7)(B)	Class 32 Categorical Exemption Certificate Applications (CEQA Review). Estimated Construction Cost between \$1,000,000 \$9,999,999	\$ 13,445.00	100%	2.92%	\$ 13,837.90	\$ 13,838.00	100.00%	2.84%	\$ 14,230.89	\$ 14,231.00	100%

# City Planning - Environmental Review Fees

Code Section	Fee Description	FY 2015-16 Fee (Rounded)	FY 2015-16 Estimated Cost Recovery	FY 2016-17 2-year CPI	FY 2016-17 Fee with CPI Adjustment	FY 2016-17 Fee (Rounded)	FY 2016-17 Estimated Cost Recovery	FY 2017-18 2-year CPI	FY 2017-18 Fee with CPI Adjustment	FY 2017-18 Fee (Rounded)	FY 2017-18 Estimated Cost Recovery
Admin Code Chapter 31 Article IV Sec 31.22 (a)(7)(B)	Class 32 Categorical Exemption Certificate Applications (CEQA Review). Estimated Construction Cost is \$10,000,000 or More	\$ 18,709.00	100%	2.92%	\$ 19,255.78	\$ 19,256.00	100.00%	2.84%	\$ 19,802.65	\$ 19,803.00	100%
Admin Code Chapter 31 Article IV Sec 31.22 (a)(7)(B)	Surcharge to cover costs of appeals to Board of Supervisors	\$ 120.00	100%	2.92%	\$ 123.15	\$ 123.00	100.00%	2.84%	\$ 126.64	\$ 127.00	100%
Admin Code Chapter 31 Article IV Sec 31.22 (a)(8)	Certificate of Exemption from Environmental Review	\$ 2,630.00	100%	2.92%	\$ 2,707.24	\$ 2,707.00	100.00%	2.84%	\$ 2,784.13	\$ 2,784.00	100%
Admin Code Chapter 31 Article IV Sec 31.22 (a)(8)	Determination of Substantial Adverse Change in Significant Historical Resource	\$ 3,648.00	100%	2.92%	\$ 3,754.07	\$ 3,754.00	100.00%	2.84%	\$ 3,860.69	\$ 3,861.00	100%
Admin Code Chapter 31 Article IV Sec 31.22 (a)(8)	Surcharge to cover costs of appeals to Board of Supervisors	\$ 120.00	100%	2.92%	\$ 123.15	\$ 123.00	100.00%	2.84%	\$ 126.64	\$ 127.00	100%
Admin Code Chapter 31 Article IV Sec 31.22 (a)(9)	Preparation of Letter of Exemption from Environmental Review	\$ 321.00	100%	2.92%	\$ 330.04	\$ 330.00	100.00%	2.84%	\$ 339.41	\$ 339.00	100%
Admin Code Chapter 31 Article IV Sec 31.22 (a)(10)	Review of Categorical Exemption Prepared by Another City Agency (e.g. MTA, PUC)	\$ 270.00	100%	2.92%	\$ 277.87	\$ 278.00	100.00%	2.84%	\$ 285.76	\$ 286.00	100%
Admin Code Chapter 31 Article IV Sec 31.22 (a)(11)	Reactivating an Application Deemed Withdrawn due to inactivity	\$ 261.00	100%	2.92%	\$ 268.80	\$ 269.00	100.00%	2.84%	\$ 276.43	\$ 276.00	100%
Admin Code Chapter 31 Article IV Sec 31.22 (a)(12)	Monitoring of Mitigation and Condition of Approval Monitoring; initial fee	\$ 1,271.00	100%	2.92%	\$ 1,307.69	\$ 1,308.00	100.00%	2.84%	\$ 1,344.83	\$ 1,345.00	100%
Admin Code Chapter 31 Article IV Sec 31.23.1 (a)(1)	Community Plan Fees - Class 1 and 3 Exemptions	Same as fees in Section 31.22 (a)(8) and (10)	100%	2.92%	Same as fees in Section 31.22 (a)(8) and (10)	Same as fees in Section 31.22 (a)(8) and (10)	100.00%	2.84%	Same as fees in Section 31.22 (a)(8) and (10)	Same as fees in Section 31.22 (a)(8) and (10)	100%
Admin Code Chapter 31 Article IV Sec 31.23.1 (a)(2)	Community Plan Fees - Environmental document determination	\$ 14,017.00	100%	2.92%	\$ 14,426.53	\$ 14,427.00	100.00%	2.84%	\$ 14,836.24	\$ 14,836.00	100%
Admin Code Chapter 31 Article IV Sec 31.23.1 (a)(2)(i)	Community Plan Fees - Qualifies for Community exemption or exclusion	\$ 7,659.00	100%	2.92%	\$ 7,882.42	\$ 7,882.00	100.00%	2.84%	\$ 8,106.28	\$ 8,106.00	100%
Admin Code Chapter 31 Article IV Sec 31.23.1 (b)(1)	Initial Study Within Plan Areas - Estimated Construction Cost between \$0 and \$9,999	\$ 1,499.00	100%	2.92%	\$ 1,542.46	\$ 1,542.00	100.00%	2.84%	\$ 1,586.26	\$ 1,586.00	100%
Admin Code Chapter 31 Article IV Sec 31.23.1 (b)(1)	Initial Study Within Plan Areas - Estimated Construction Cost between \$10,000 and \$199,999	\$ 6,227.00	100%	2.92%	\$ 6,409.14	\$ 6,409.00	100.00%	2.84%	\$ 6,591.16	\$ 6,591.00	100%
Admin Code Chapter 31 Article IV Sec 31.23.1 (b)(1)	Initial Study Within Plan Areas - Estimated Construction Cost between \$200,000 and \$999,999	\$ 11,715.00	100%	2.92%	\$ 12,057.26	\$ 12,057.00	100.00%	2.84%	\$ 12,399.69	\$ 12,400.00	100%
Admin Code Chapter 31 Article IV Sec 31.23.1 (b)(1)	Initial Study Within Plan Areas - Estimated Construction Cost between \$1,000,000 and \$9,999,999	\$ 29,178.00	100%	2.92%	\$ 30,030.31	\$ 30,030.00	100.00%	2.84%	\$ 30,883.17	\$ 30,883.00	100%

## City Planning - Environmental Review Fees

Code Section	Fee Description	FY 2015-16 Fee (Rounded)	FY 2015-16 Estimated Cost Recovery	FY 2016-17 2-year CPI	FY 2016-17 Fee with CPI Adjustment	FY 2016-17 Fee (Rounded)	FY 2016-17 Estimated Cost Recovery	FY 2017-18 2-year CPI	FY 2017-18 Fee with CPI Adjustment	FY 2017-18 Fee (Rounded)	FY 2017-18 Estimated Cost Recovery
Admin Code Chapter 31 Article IV Sec 31.23.1 (b)(1)	Initial Study Within Plan Areas - Estimated Construction Cost between \$10,000,000 and \$29,999,999	\$ 194,017.00	100%	2.92%	\$ 199,682.62	\$ 199,683.00	100.00%	2.84%	\$ 205,353.61	\$ 205,354.00	100%
Admin Code Chapter 31 Article IV Sec 31.23.1 (b)(1)	Initial Study Within Plan Areas - Estimated Construction Cost between \$30,000,000 or more but less than \$49,999,999	\$ 306,896.00	100%	2.92%	\$ 315,856.98	\$ 315,857.00	100.00%	2.84%	\$ 324,827.32	\$ 324,827.00	100%
Admin Code Chapter 31 Article IV Sec 31.23.1 (b)(1)	Initial Study Within Plan Areas - Estimated Construction Cost between \$50,000,000 and \$99,999,999	\$ 349,413.00	100%	2.92%	\$ 359,616.31	\$ 359,616.00	100.00%	2.84%	\$ 369,829.41	\$ 369,829.00	100%
Admin Code Chapter 31 Article IV Sec 31.23.1 (b)(1)	Initial Study Within Plan Areas - Estimated Construction Cost is \$100,000,000 or more	\$ 374,723.00	100%	2.92%	\$ 385,664.58	\$ 385,665.00	100.00%	2.84%	\$ 396,617.45	\$ 396,617.00	100%
Admin Code Chapter 31 Article IV Sec 31.23.1 (b)(2)	Environmental Impact Report Within Plan Areas - Estimated Construction Cost between \$0 and \$199,999	\$ 33,263.00	100%	2.92%	\$ 34,234.64	\$ 34,235.00	100.00%	2.84%	\$ 35,206.91	\$ 35,207.00	100%
Admin Code Chapter 31 Article IV Sec 31.23.1 (b)(2)	Environmental Impact Report Within Plan Areas - Estimated Construction Cost between \$200,000 and \$999,999	\$ 33,263.00	100%	2.92%	\$ 34,234.64	\$ 34,235.00	100.00%	2.84%	\$ 35,206.91	\$ 35,207.00	100%
Admin Code Chapter 31 Article IV Sec 31.23.1 (b)(2)	Environmental Impact Report Within Plan Areas - Estimated Construction Cost between \$1,000,000 and \$9,999,999	\$ 40,113.00	100%	2.92%	\$ 41,284.59	\$ 41,285.00	100.00%	2.84%	\$ 42,457.07	\$ 42,457.00	100%
Admin Code Chapter 31 Article IV Sec 31.23.1 (b)(2)	Environmental Impact Report Within Plan Areas - Estimated Construction Cost between \$10,000,000 and \$29,999,999	\$ 90,908.00	100%	2.92%	\$ 93,562.60	\$ 93,563.00	100.00%	2.84%	\$ 96,219.77	\$ 96,220.00	100%
Admin Code Chapter 31 Article IV Sec 31.23.1 (b)(2)	Environmental Impact Report Within Plan Areas - Estimated Construction Cost between \$30,000,000 and \$49,999,999	\$ 137,223.00	100%	2.92%	\$ 141,230.24	\$ 141,230.00	100.00%	2.84%	\$ 145,241.18	\$ 145,241.00	100%
Admin Code Chapter 31 Article IV Sec 31.23.1 (b)(2)	Environmental Impact Report Within Plan Areas - Estimated Construction Cost between \$50,000,000 and \$99,999,999	\$ 149,941.00	100%	2.92%	\$ 154,319.59	\$ 154,320.00	100.00%	2.84%	\$ 158,702.27	\$ 158,702.00	100%
Admin Code Chapter 31 Article IV Sec 31.23.1 (b)(2)	Environmental Impact Report Within Plan Areas - Estimated Construction Cost is \$100,000,000 or more	\$ 181,737.00	100%	2.92%	\$ 187,043.53	\$ 187,044.00	100.00%	2.84%	\$ 192,355.57	\$ 192,356.00	100%



Ben Rosenfield  
Controller

Todd Rydstrom  
Deputy Controller

## MEMORANDUM

**TO:** Rent Arbitration Board

**FROM:** Michelle Allersma, Director of Budget & Analysis *MA*  
Controller's Office

**DATE:** July 28, 2016

**SUBJECT:** Rent Stabilization and Arbitration Fee Increase

The San Francisco Administrative Code Chapter 37A, Section 37A.2(d) requires the Controller to calculate the annual Rent Stabilization and Arbitration fee. The fee for each residential unit shall equal the projected annual cost of funding the Rent Board divided by the total number of residential units estimated to pay the fee minus any balance remaining in the fund, rounded to the next whole dollar. Applicable code sections may be found online here:

[http://library.amlegal.com/nxt/gateway.dll/California/administrative/chapter37arentstabilizationandarbitratio?f=templates\\$fn=default.htm\\$3.0\\$vid=amlegal:sanfrancisco\\_ca\\$anc=JD\\_37A.2](http://library.amlegal.com/nxt/gateway.dll/California/administrative/chapter37arentstabilizationandarbitratio?f=templates$fn=default.htm$3.0$vid=amlegal:sanfrancisco_ca$anc=JD_37A.2)

The Controller has updated the required calculations, and the resulting Rent Stabilization and Arbitration fee for Fiscal Years 2016-17 and 2017-18. The fee for fiscal year 2016-17 is \$40 per residential unit and \$20 per guest unit, which represents an increase of \$3 per residential unit and \$1.50 per guest unit, compared to fiscal year 2015-16 fees. The projected fee for fiscal year 2017-18 is \$47 per residential unit and \$23.50 per guest unit. This projection is subject to change pending next year's Controller calculations.

cc: Budget Analyst  
Mayor's Budget Office