


EARTHQUAKE SAFETY AND EMERGENCY RESPONSE BOND (ESER 2010)

Status Report
(10/01-02/28/14)

Presentation to the
Citizens' General Obligation Bond Oversight Committee
March 27, 2014

- Public Safety Building (PSB)
- Neighborhood Fire Stations (NFS)
- Auxiliary Water Supply System (AWSS)
- Financial Report



ESER 2010



Earthquake Safety & Emergency Response Bond (ESER 2010)

Copy

▪ Neighborhood Fire Stations	\$65.1
▪ Auxiliary Water Supply System	\$104.2
▪ <u>Public Safety Building</u> (incl. new Mission Bay Fire Station)	\$243.0
	TOTAL \$412.3M



Services of the San Francisco Public Utilities Commission



ESER 2014



Earthquake Safety & Emergency Response Bond (ESER 2010)

Copy

- Fire Facilities & Infrastructure \$85M
- Police Facilities & Infrastructure \$30M
- Traffic Company &
Forensic Services Division Facility \$165M
- Medical Examiner Facility \$65M
- Emergency Firefighting Water System (AWSS) \$55M

TOTAL \$400M



Services of the San Francisco Public Utilities Commission



Public Safety Building – Status

Earthquake Safety & Emergency Response Bond (ESER 2010)

Scope – *no deletion of original scope*

- Police Headquarters
- Southern District Police Station (relocated from HOJ)
- Fire Station 4
- Rehabilitation of Historic Firehouse

Schedule

- Target date of building inauguration – November 2014
- Possible delays accruing from interface with Mission Rock Street improvement and utilities street work to be performed by PG&E – under review

Budget – Total Project Budget \$239M

- Construction cost-to-date, including all approved change orders, is trending to complete within budget

Public Safety Building




Earthquake Safety & Emergency Response Bond (ESER 2010)




Architect Rendering



View from Third Street



Lobby Art



Entry at Third Street



View of Upper Floors

Neighborhood Fire Stations - Status



Earthquake Safety & Emergency Response Bond (ESER 2010)

Scope - All categories' projects' list unchanged/changed from last report as follows:

Focused Scope - Roofs: all 15 (of 15) stations completed; Envelope: final 9 (of 16) stations underway; windows: final 2 (of 12) stations underway; Showers: 1 in construction; final 6 (of 9) stations bid; Generators: 2 complete; 1 in construction; final 2 (of 5) stations awarded.

Comprehensive (2) - Station 44 and 36 currently in construction

Seismic (3) - Station 16 design nearly complete; DBI initial permit submitted; community engagement continues; CDR Phase III approval received. Station 5 concept ongoing; initial SFAC and CDR outreach performed; SD to start May 2014.

Schedule

Focused Scope - Scheduled to complete September 2014

Comprehensive - Scheduled to complete December 2014

Seismic - Possible delays to Station 16 accruing from neighbors' opposition; Continued postponement of fireboat Station 35

Budget - Total Project Budget: \$72.3M

Focused Scope \$12.2M

Comprehensive \$6.3M

Seismic - \$40.6M

Other Projects \$1.1M

Soft Costs (not included above) - \$11.9M

Neighborhood Fire Stations



Earthquake Safety & Emergency Response Bond (ESER 2010)



Station 44: New windows installation



Station 36: Elevator Pit



Station 15: New Emergency Generator



Station 44: Masonry Re-pointing

AWSS - Status



Earthquake Safety & Emergency Response Bond (ESER 2010)

Scope

Planning Study - Current Citywide AWSS Reliability is 47% --ESER 2010 seeks 68%
Reservoir - Pipe and valve replacements
Pump Stations (2) - PS1: new pump engines; PS2: seismic strengthening
Tanks (2) - Replacement of Ashbury; seismic strengthening of Jones Street
Cisterns (27) - 6 bid pkgs - total 30 - throughout southern and western portions of the City
Pipe & Tunnel - 9 categories incl fireboat manifolds, valve motorization, suction connections

Schedule

Planning Study - Completed 2014
Reservoir - Completion fall 2015
Pump Stations - PS1 completion summer 2016; PS2 complete winter 2018
Tanks - Both tank complete fall 2015
Cisterns - 16 complete by summer 2016; 14 more by spring 2017
Pipe & Tunnel - Planning, field investigation and conceptual engineering underway

Budget - Total Project Budget: \$102.4

Planning Study: \$3.0M
Reservoir - \$2.9M
Pump Stations - \$17.5M
Tanks - \$13.6M
Cisterns - \$35.2M
Pipe & Tunnel - \$28.6M
Administrative: \$1.6M

AWSS – Core Facilities



Earthquake Safety & Emergency Response Bond



ESER 2010 - Expenditures



Earthquake Safety & Emergency Response Bond (ESER 2010)

ESER Components	Budget	Appropriation	Appropriation/		Expenditures/	
			Budget	Expenditures	Budget	Expenditures
Public Safety Building	239,000,000	227,217,258	95%	157,264,962	66%	
Neighborhood Fire Stations (NFS)	64,000,000	28,747,160	45%	15,915,561	25%	
Auxiliary Water Supply System (AWSS)	102,400,000	71,396,779	70%	17,915,554	17%	
Oversight, Accountability & Cost of Issuance	6,900,000	3,006,199	44%	1,430,693	21%	
Master Project	0	1,767,603				
Total (CESER1)	412,300,000	332,135,000	81%	192,526,771	47%	
Fire Facility Bond Funds						
7424A Fire Boat/ Fire Station No. 35	7,192,000	7,151,723	99%	0	0%	
7433A Fire Boat/Fire Station No. 35 Slab Repair (CFCBLDFD33/3CFPSLOC)	358,000	398,300	111%	388,387	108%	
7433A Fire Boat/Fire Station No. 35 Slab Repair (CFC918 000298)	38,696	38,696	100%	0	0%	
7444A FF&E Fire Station #1 (CFCBLDFD44/3CFPSLOC)	722,000	721,977	100%	603,508	84%	
Total (CFCBLDFD)	8,310,696	8,310,696	100%	991,895	12%	
Public Safety Building FF&E						
7410A Public Safety Building	5,523,908	5,523,908	100%	0	0%	
Total (1GAGFACP)	5,523,908	5,523,908	100%	0	0%	
Combined Total (ESER+Fire Facility Funds+7410A FF&E)	426,134,604	345,969,608	81%	193,518,666	45%	

- Total appropriation is \$345,969,608 derived from four ESER 2010 bond sales and the funding from two other sources.
- Total expenditures through February 2014 are \$193,518,666 of which \$192,526,771 are ESER 2010 related and \$991,895 are Fire Facility Bond Funds.
- The ESER expenditures represent 81% of the authorized appropriation and 47% of the budget.

Conclusion



Earthquake Safety & Emergency Response Bond (ESER 2010)

Questions/Discussion